

2 H.13

FEB 6 1975

# Selected Interest & Exchange Rates

## Weekly Series of Charts

FEBRUARY 3, 1975

Prepared by the  
FINANCIAL MARKETS  
SECTION

DIVISION OF  
INTERNATIONAL FINANCE

11 BOARD OF GOVERNORS  
FEDERAL RESERVE SYSTEM  
Washington, D.C. 20551

---

# Table of Contents

## CHARTS

1. SPOT EXCHANGE RATE INDEXES
2. 3-MONTH FORWARD EXCHANGE RATES
3. GOLD PRICE--LONDON
4. CALL MONEY RATES
5. 3-MONTH INTEREST RATES
6. EURO-DOLLAR DEPOSIT RATES
7. SELECTED EURO-DOLLAR AND U.S. MONEY MARKET RATES
8. INTEREST ARBITRAGE: 3-MONTH FUNDS
9. LONG-TERM GOVERNMENT BOND YIELDS
10. INDUSTRIAL STOCK INDEXES

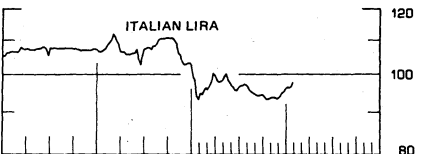
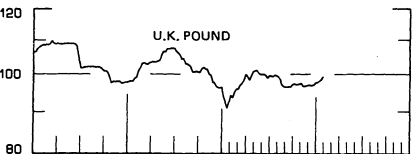
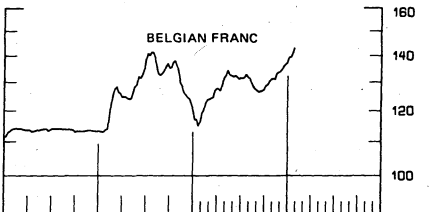
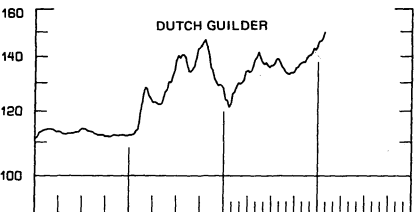
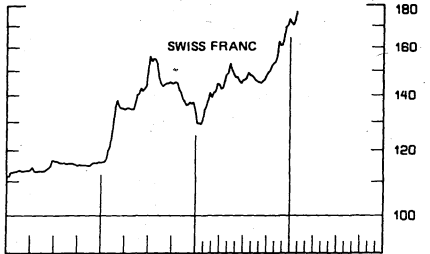
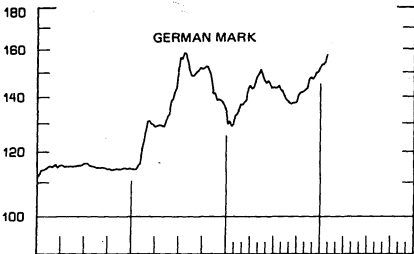
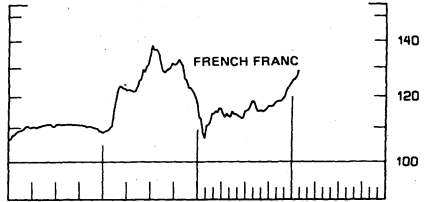
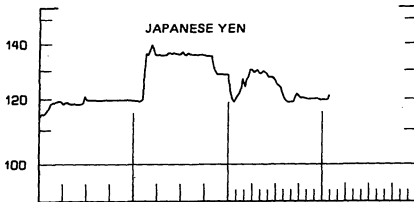

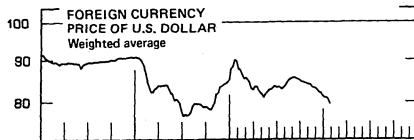
## TABLES

1. LATEST FIGURES PLOTTED
2. DAILY CERTIFIED SPOT EXCHANGE RATES--H.10 RELEASE

Chart 1  
**SPOT EXCHANGE RATES**  
 INDEXES OF DOLLAR PRICES OF FOREIGN CURRENCIES  
 AVERAGES FOR WEEK ENDING WEDNESDAY

RATIO SCALE  
 MAY 1970 PARITY=100

RATIO SCALE  
 MAY 1970 PARITY=100



1973

1975

1973

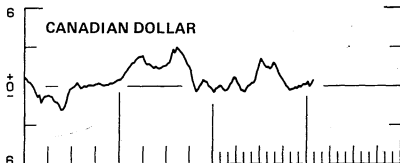
1975

Chart 2  
**3-MONTH FORWARD EXCHANGE RATES**

PREMIUM (+), OR DISCOUNT (-)

AVERAGES FOR WEEK ENDING WEDNESDAY

PER CENT PER ANNUM



PER CENT PER ANNUM

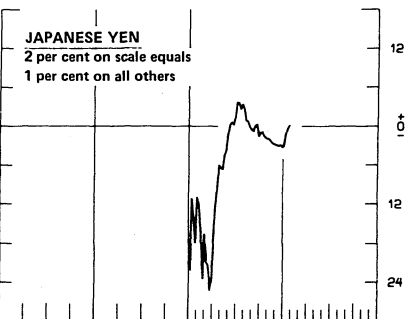
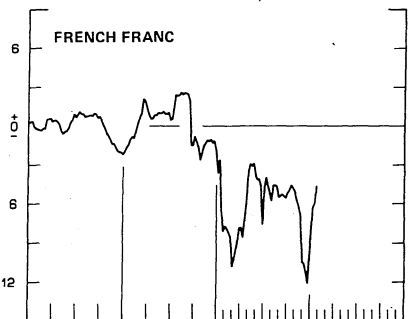
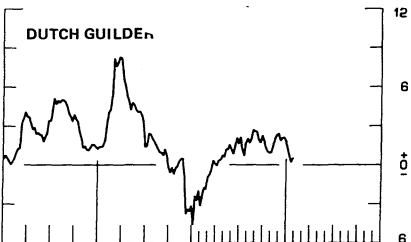
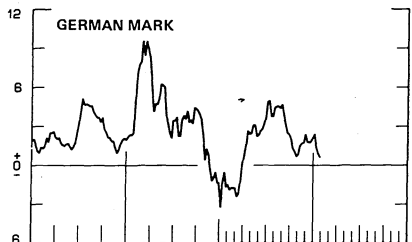
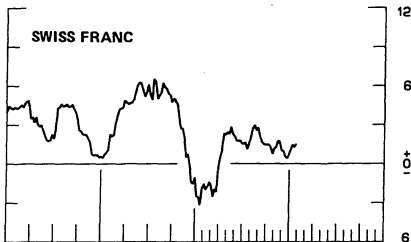
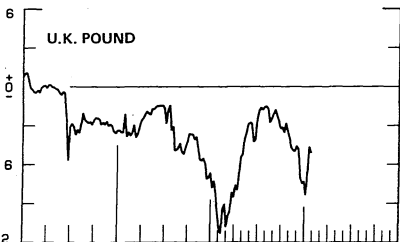


Chart 3  
**PRICE OF GOLD IN LONDON**  
AVERAGES FOR WEEK ENDING WEDNESDAY

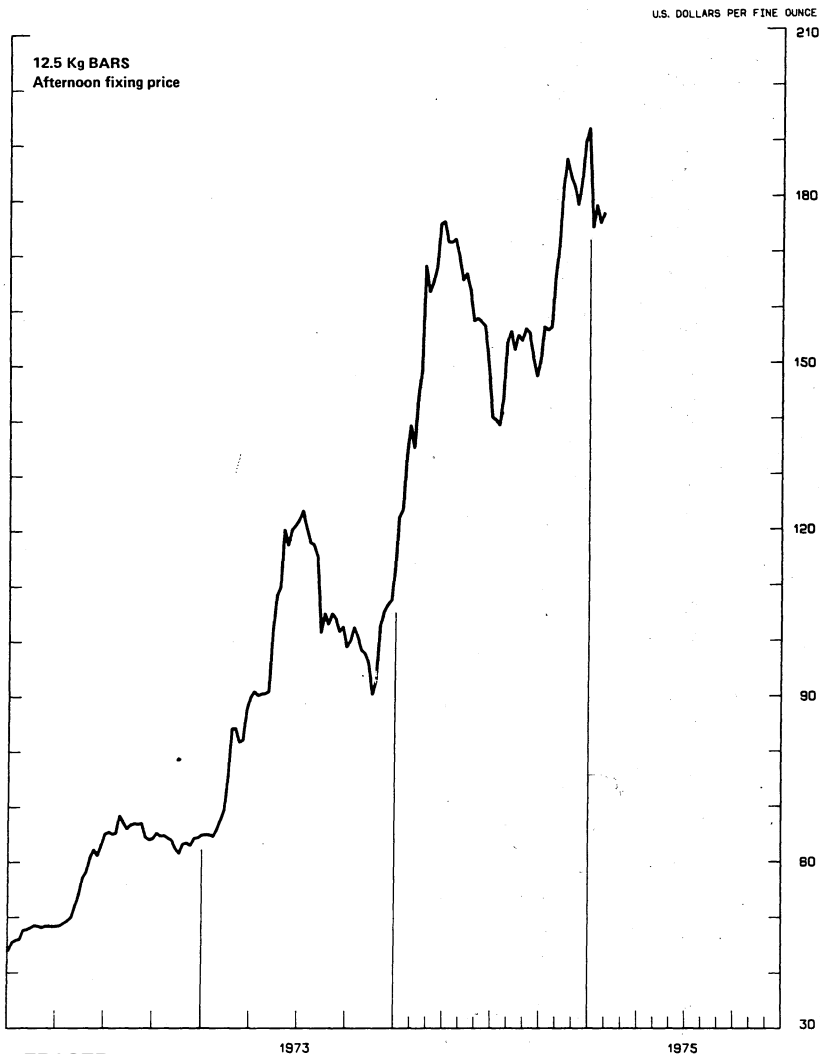
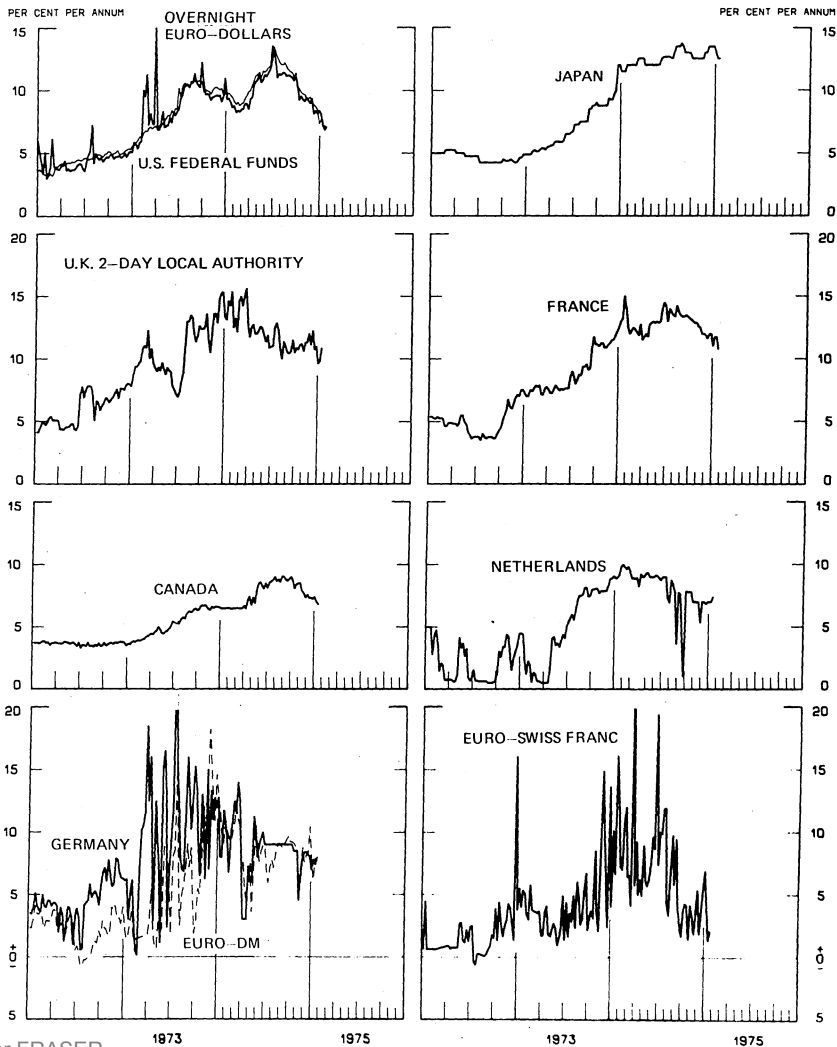
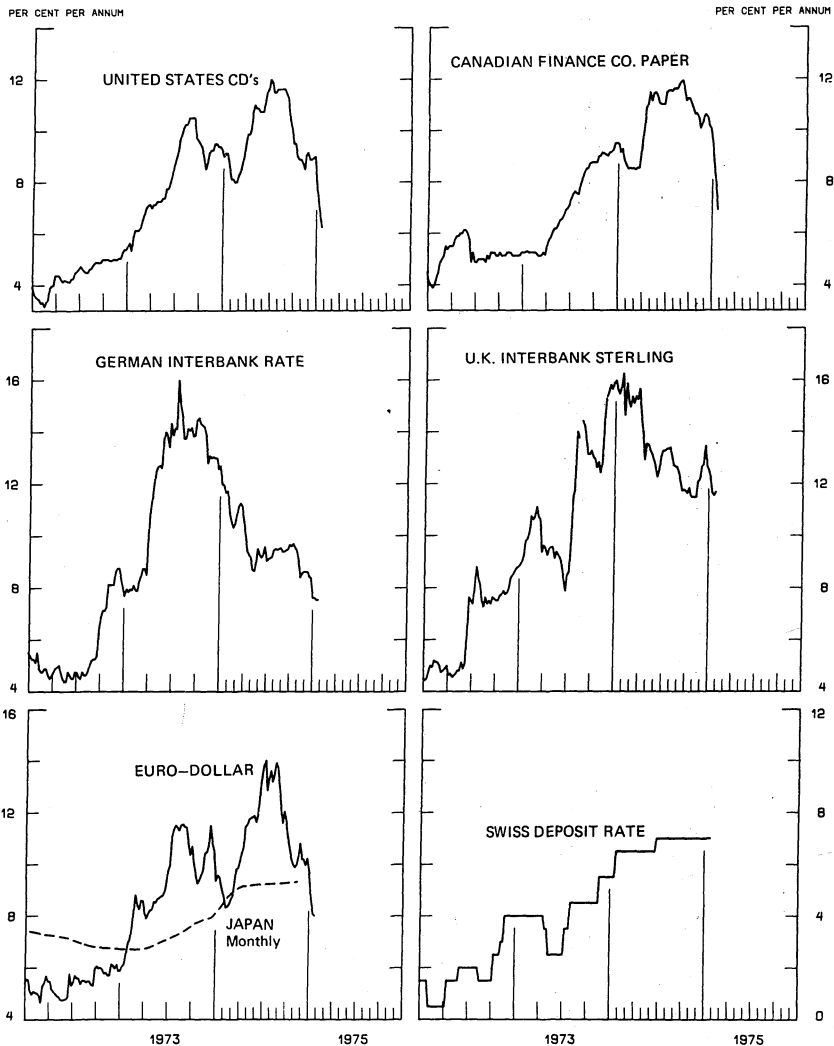


Chart 4  
**CALL MONEY RATES**  
 WEEKLY SERIES



1

Chart 5  
**3-MONTH INTEREST RATES**  
 WEEKLY SERIES



7

Chart 6  
**EURO-DOLLAR DEPOSIT RATES London**  
AVERAGES FOR WEEK ENDING WEDNESDAY

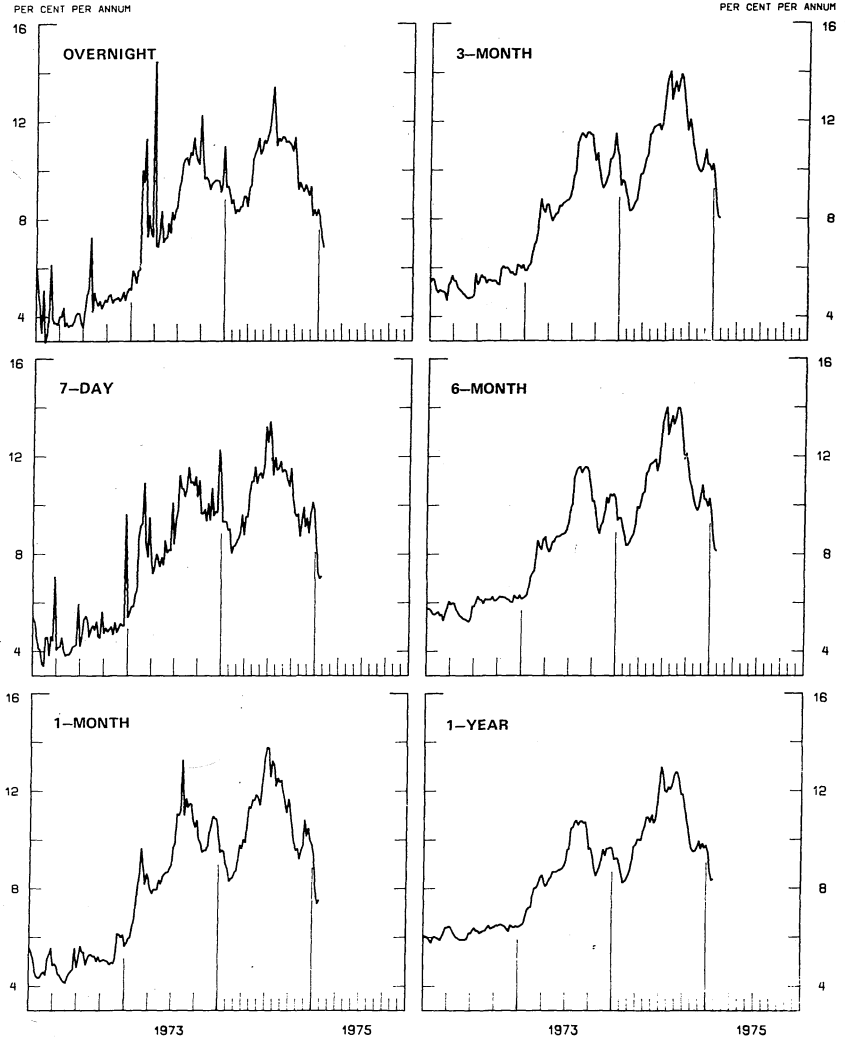
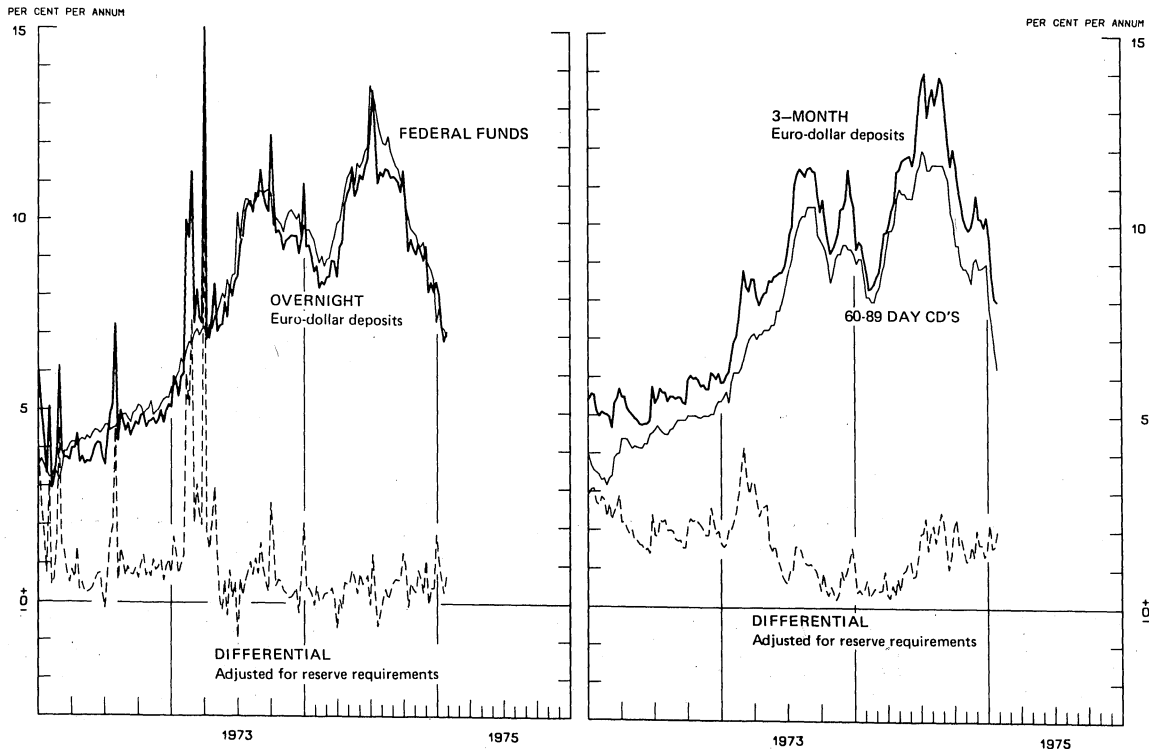




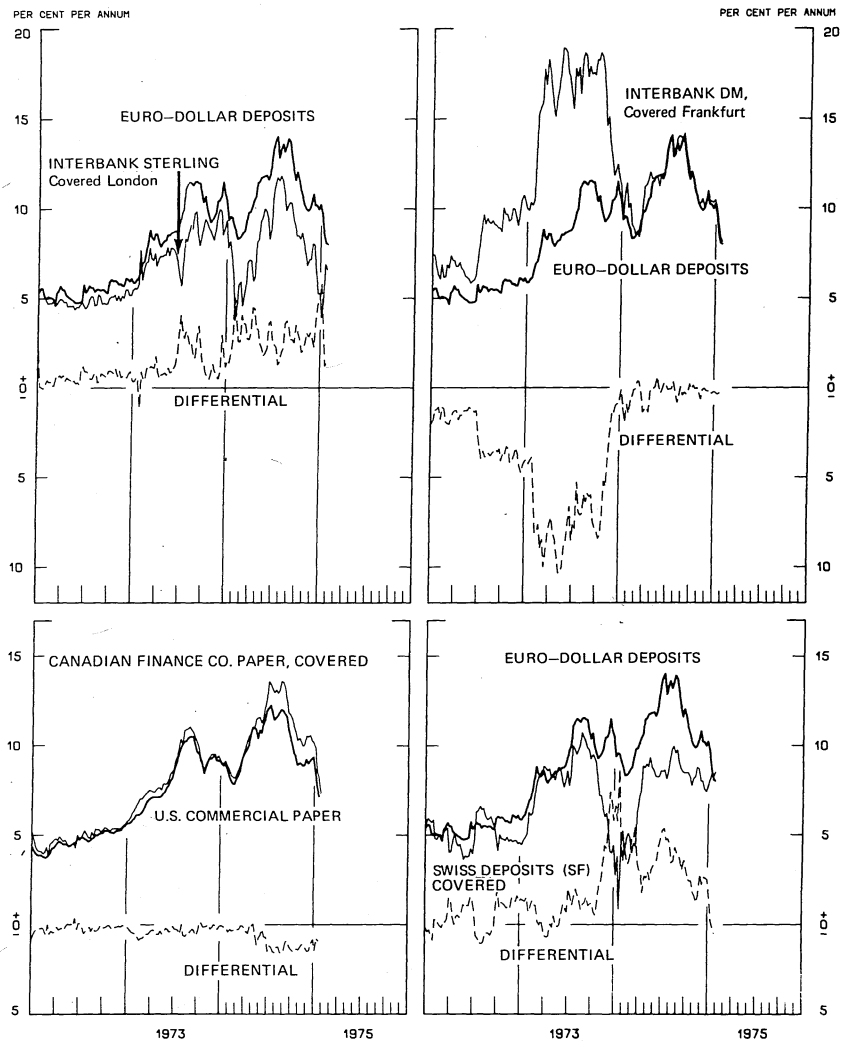
Chart 7  
**SELECTED EURO-DOLLAR AND U.S. MONEY MARKET RATES**  
 AVERAGES FOR WEEK ENDING WEDNESDAY



9

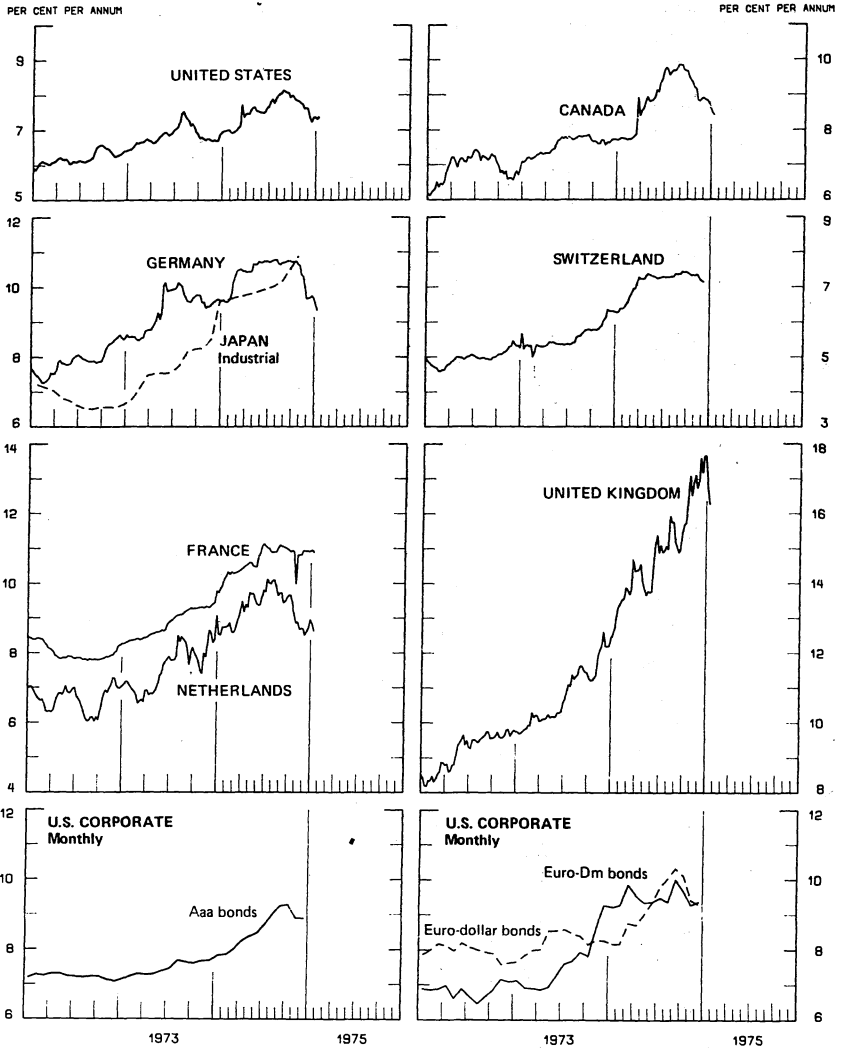
10

Chart 8  
**INTEREST ARBITRAGE: 3-MONTH FUNDS**  
AVERAGES FOR WEEK ENDING WEDNESDAY  
DIFFERENTIAL: PLUS (+), INDICATES FAVOR DOLLAR ASSETS



11

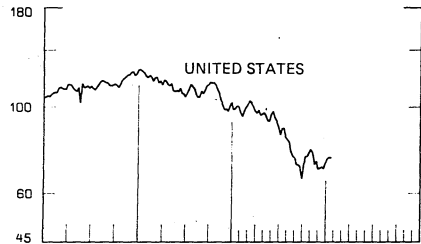
Chart 9  
**LONG-TERM GOVERNMENT BOND YIELDS**  
 WEEKLY SERIES



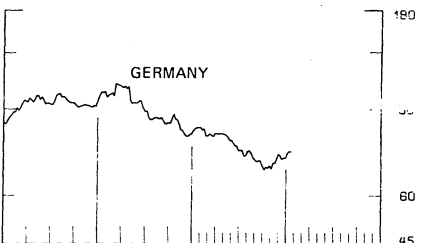
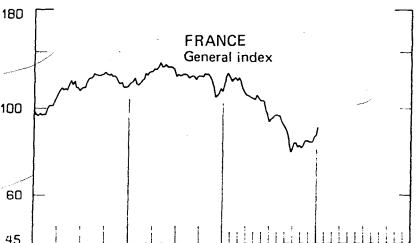
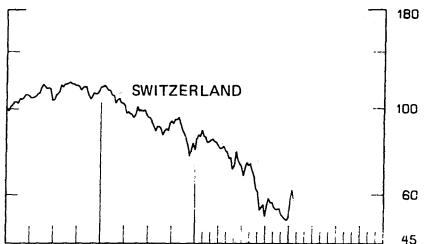
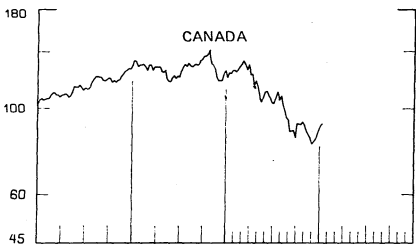
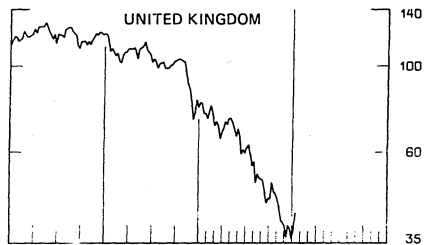
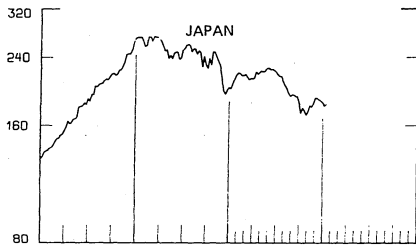
12

Chart 10  
**INDUSTRIAL STOCK INDEXES**  
WEEKLY SERIES

RATIO SCALE  
1969=100



RATIO SCALE  
1969=100



1973

1973

1975

SERIES NAME

LAST VALUE PLOTTED  
DATE VALUE

CHART 1. SPOT EXCHANGE RATES

U.S. DOLLAR, WEIGHTED AVERAGE	JAN. 29	79.47
JAPANESE YEN	JAN. 29	121.24
GERMAN MARK	JAN. 29	157.62
DUTCH GUILDER	JAN. 29	149.75
U.K. POUND	JAN. 29	99.35
CANADIAN DOLLAR	JAN. 29	108.59
FRENCH FRANC	JAN. 29	129.27
SWISS FRANC	JAN. 29	176.88
BELGIAN FRANC	JAN. 29	143.12
ITALIAN LIRA	JAN. 29	97.85

CHART 2. 3-MONTH FORWARD EXCHANGE RATES

CANADIAN DOLLAR	JAN. 29	0.46
U.K. POUND	JAN. 29	-5.08
GERMAN MARK	JAN. 29	0.60
FRENCH FRANC	JAN. 29	-4.61
SWISS FRANC	JAN. 29	1.52
DUTCH GUILDER	JAN. 29	0.52
JAPANESE YEN	JAN. 29	0.14

CHART 3. GOLD PRICE IN LONDON

U.S. DOLLAR PER FINE OUNCE	JAN. 29	177.00
----------------------------	---------	--------

CHART 4. CALL MONEY RATES

U.S. FEDERAL FUNDS	JAN. 29	6.99
OVERNIGHT EURO-DOLLAR DEPOSITS	JAN. 29	7.09
U.K. 2-DAY LOCAL AUTHORITY DEPOSITS	JAN. 17	10.88
CANADA	JAN. 17	6.80
GERMANY	JAN. 24	8.00
EURO-DM	JAN. 24	7.69
JAPAN	JAN. 17	12.50
FRANCE	JAN. 24	10.75
NETHERLANDS	JAN. 17	7.40
EURO-SWISS FRANC	JAN. 24	2.06

CHART 5. 3-MONTH INTEREST RATES

U.S. CD'S (60-89 DAYS)	JAN. 29	6.25
GERMAN INTERBANK LOAN	JAN. 29	7.54
JAPANESE COMPOSITE LOAN	NOV. 29	9.33
EURO-DOLLAR DEPOSIT	JAN. 29	8.01
CANADIAN FINANCE COMPANY PAPER	JAN. 29	6.90
INTERBANK STERLING	JAN. 29	11.68
SWISS DEPOSIT	JAN. 29	7.00

SERIES NAME

LAST VALUE PLOTTED  
DATE VALUE

CHART 6. EURO-DOLLAR DEPOSIT RATES: LONDON

OVERNIGHT	JAN. 29	7.09
7-DAY	JAN. 29	7.09
1-MONTH	JAN. 29	7.51
3-MONTH	JAN. 29	8.01
6-MONTH	JAN. 29	8.11
1-YEAR	JAN. 29	8.36

CHART 7. SELECTED EURO-DOLLAR AND U.S. MONEY MARKET RATES

OVERNIGHT EURO-DOLLAR DEPOSITS	JAN. 29	7.09
U.S. FEDERAL FUNDS	JAN. 29	6.99
DIFFERENTIAL ADJ. FOR RESERVE REQUIREMENTS	JAN. 29	0.72
3-MONTH EURO-DOLLAR DEPOSIT RATE	JAN. 29	8.01
U.S. CD'S (60-89 DAYS)	JAN. 29	6.25
DIFFERENTIAL ADJ. FOR RESERVE REQUIREMENTS	JAN. 29	2.06

CHART 8. INTEREST ARBITRAGE, 3-MONTH FUNDS

EURO-DOLLAR DEPOSIT	JAN. 29	8.01
INTERBANK STERLING (LONDON), COVERED	JAN. 29	6.59
DIFFERENTIAL	JAN. 29	1.42
U.S. COMMERCIAL PAPER	JAN. 29	6.55
CANADIAN FINANCE CO. PAPER, COVERED	JAN. 29	7.36
DIFFERENTIAL	JAN. 29	-0.81
EURO-DOLLAR DEPOSIT	JAN. 29	8.01
INTERBANK DM (FRANKFURT), COVERED	JAN. 29	8.14
DIFFERENTIAL	JAN. 29	-0.13
EURO-DOLLAR DEPOSIT	JAN. 29	8.01
SWISS DEPOSIT (SF), COVERED	JAN. 29	8.52
DIFFERENTIAL	JAN. 29	-0.50

SERIES NAME

LAST VALUE PLOTTED  
DATE VALUE

CHART 9. LONG TERM GOVERNMENT BOND YIELDS

UNITED STATES	JAN. 17	7.38
GERMANY	JAN. 17	9.34
JAPAN (MONTHLY)	NOV. 1	10.88
SWITZERLAND	DEC. 13	7.14
CANADA	JAN. 17	8.41
FRANCE	JAN. 17	10.89
NETHERLANDS	JAN. 17	8.63
UNITED KINGDOM	JAN. 17	16.27

U.S. CORPORATE

AAA BONDS	JAN. 3	8.89
EURO-DM BONDS	JAN. 3	9.37
EURO-DOLLAR BONDS	JAN. 3	9.29

CHART 10. INDUSTRIAL STOCK INDEXES

UNITED STATES	JAN. 24	74.14
JAPAN	JAN. 17	180.91
CANADA	JAN. 17	91.16
FRANCE	JAN. 10	89.30
UNITED KINGDOM	JAN. 17	41.73
SWITZERLAND	JAN. 24	57.85
GERMANY	JAN. 24	77.80



# FEDERAL RESERVE

statistical release

H.10

JANUARY 31, 1975

## FOREIGN EXCHANGE RATES

FOR THE WEEK ENDING JANUARY 31, 1975

The Board of Governors of the Federal Reserve System is advised that the Federal Reserve Bank of New York has certified for customs purposes the following noon buying rate in New York City for cable transfers payable in foreign currencies:

COUNTRY	MONETARY UNIT	(RATE U.S. CENTS)				
		JAN. 27	JAN. 28	JAN. 29	JAN. 30	JAN. 31
AUSTRALIA	DOLLAR	133.2500	134.5300	133.9500	133.7500	133.6000
AUSTRIA	SCHILLING	6.08000	6.12000	5.99000	6.03000	6.00000
BELGIUM	FRANC	2.89000	2.88500	2.85100	2.85000	2.85800
CANADA	DOLLAR	100.3600	100.3800	100.3400	100.1700	100.0500
DENMARK	KRONE	18.1900	18.1700	17.9300	17.9900	17.9100
FINLAND	MARKKA	28.7200	28.7500	28.4500	28.4100	28.5600
FRANCE	FRANC	23.4300	23.3100	23.0500	23.1300	23.1400
GERMANY	D. MARK	43.4500	43.2300	42.6700	42.7800	42.7400
INDIA	RUPEE	12.3000	12.3000	12.3000	12.3000	12.3000
IRELAND	POUND	240.0000	238.6500	237.0000	237.6500	238.2500
ITALY	LIRA	0.15730	0.15650	0.15560	0.15630	0.15550
JAPAN	YEN	0.33900	0.33620	0.33630	0.33580	0.33560
MALAYSIA	DOLLAR	43.8000	43.7000	43.6000	43.3400	43.5000
MEXICO	PESO	8.0000	8.0000	8.0000	8.0000	8.0000
NETHERLANDS	GUILDER	41.6900	41.5600	41.0200	41.0800	41.1500
NEW ZEALAND	DOLLAR	132.2000	133.1700	132.7000	132.7000	132.4000
NORWAY	KRONE	20.1500	20.0400	19.7100	19.8000	19.7500
PORTUGAL	ESCUDO	4.1400	4.1600	4.1000	4.1200	4.1100
SOUTH AFRICA	RAND	146.5000	146.5000	146.5000	146.5000	146.5000
SPAIN	PESETA	1.7820	1.7815	1.7760	1.7800	1.7785
SRI LANKA	RUPEE	14.9000	14.9000	14.9000	14.9000	14.9000
SWEDEN	KRONA	25.3900	25.1900	24.9000	24.9000	24.9100
SWITZERLAND	FRANC	41.4500	40.5000	39.8500	40.1000	40.0700
UNITED KINGDOM	POUND	240.0000	238.6500	237.0000	237.6500	238.2500

16