


2/ H.13



# Selected Interest & Exchange Rates

## Weekly Series of Charts

**JANUARY 20, 1975**

Prepared by the  
**FINANCIAL MARKETS  
SECTION**

**DIVISION OF  
INTERNATIONAL FINANCE**

1/ **BOARD OF GOVERNORS  
FEDERAL RESERVE SYSTEM**  
Washington, D.C. 20563

2

---

# Table of Contents

## CHARTS

1. SPOT EXCHANGE RATE INDEXES
2. 3-MONTH FORWARD EXCHANGE RATES
3. GOLD PRICE--LONDON
4. CALL MONEY RATES
5. 3-MONTH INTEREST RATES
6. EURO-DOLLAR DEPOSIT RATES
7. SELECTED EURO-DOLLAR AND U.S. MONEY MARKET RATES
8. INTEREST ARBITRAGE: 3-MONTH FUNDS
9. LONG-TERM GOVERNMENT BOND YIELDS
10. INDUSTRIAL STOCK INDEXES

## TABLES

1. LATEST FIGURES PLOTTED
2. DAILY CERTIFIED SPOT EXCHANGE RATES--H.10 RELEASE

Chart 1

# SPOT EXCHANGE RATES

## INDEXES OF DOLLAR PRICES OF FOREIGN CURRENCIES

### AVERAGES FOR WEEK ENDING WEDNESDAY

RATIO SCALE  
MAY 1970 PARITY=100

RATIO SCALE  
MAY 1970 PARITY=100


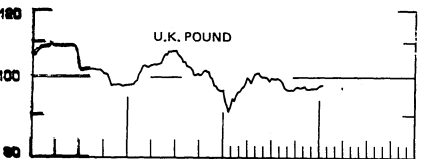
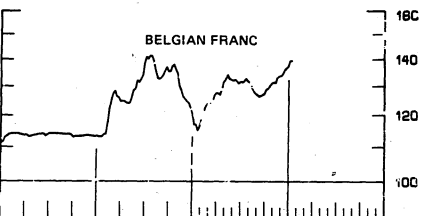
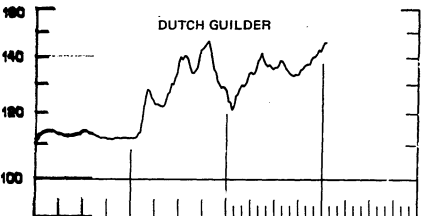
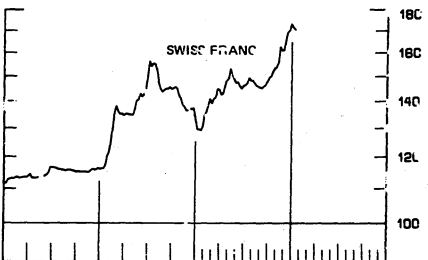
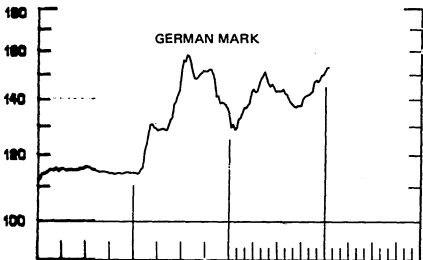
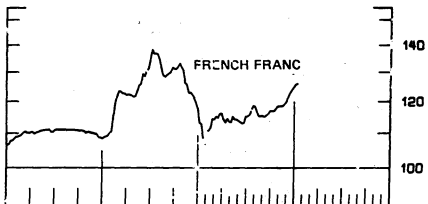
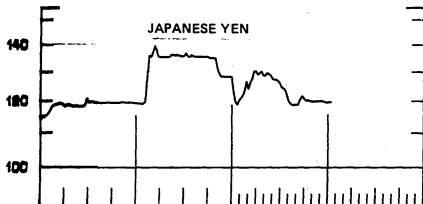

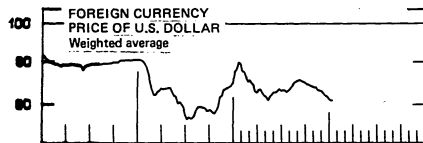
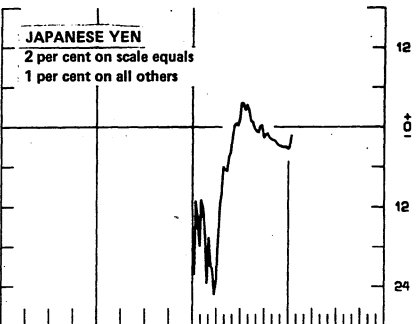
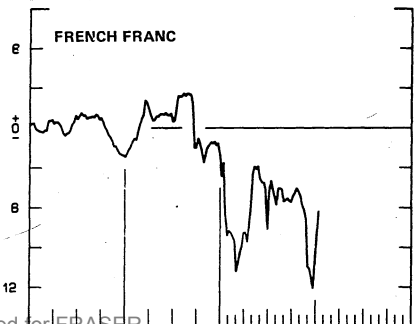
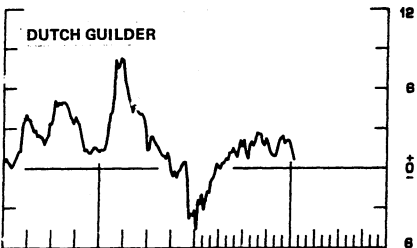
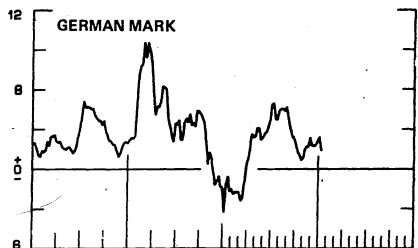
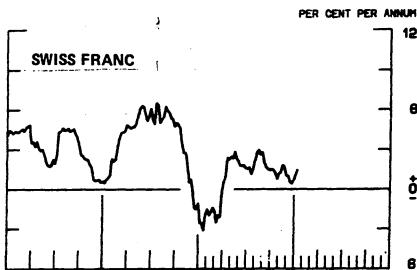
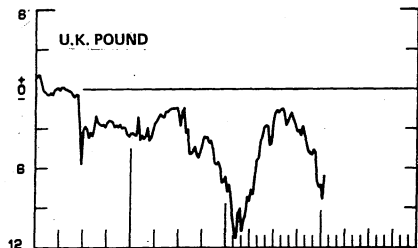
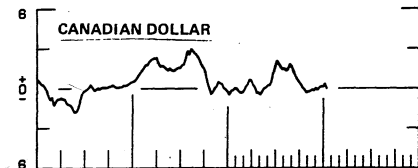


Chart 2  
**3-MONTH FORWARD EXCHANGE RATES**

PREMIUM (+), OR DISCOUNT (-)

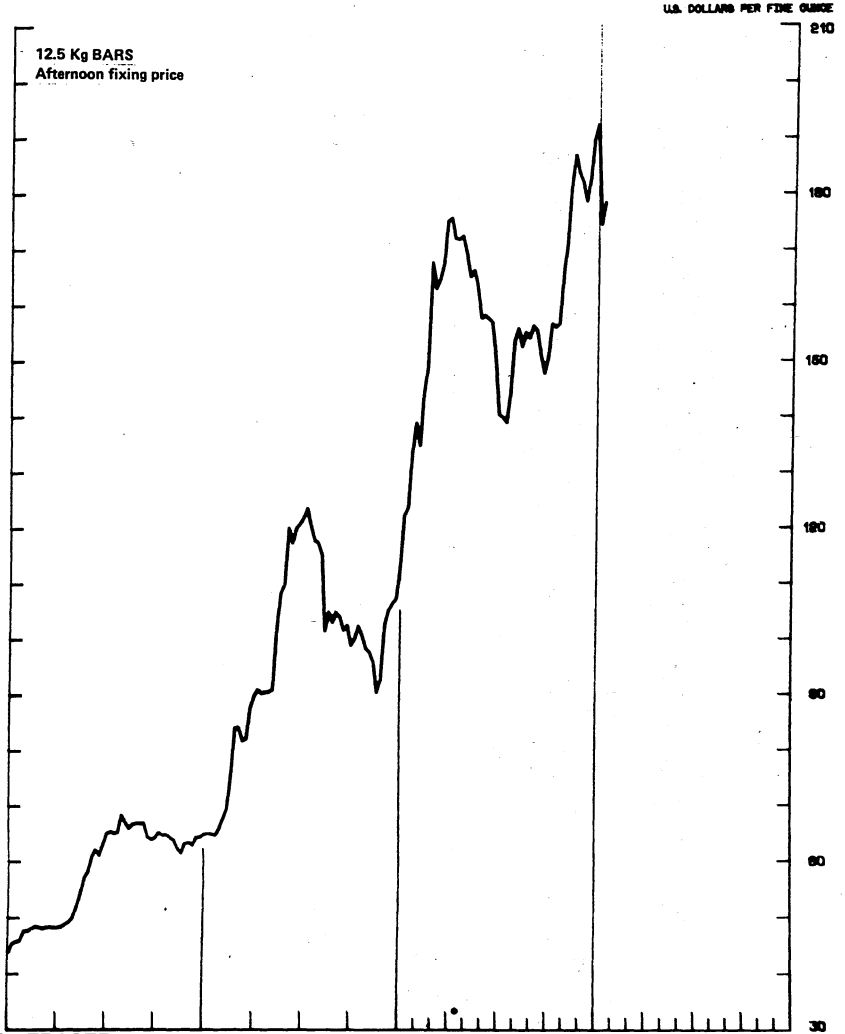
AVERAGES FOR WEEK ENDING WEDNESDAY

PER CENT PER ANNUM



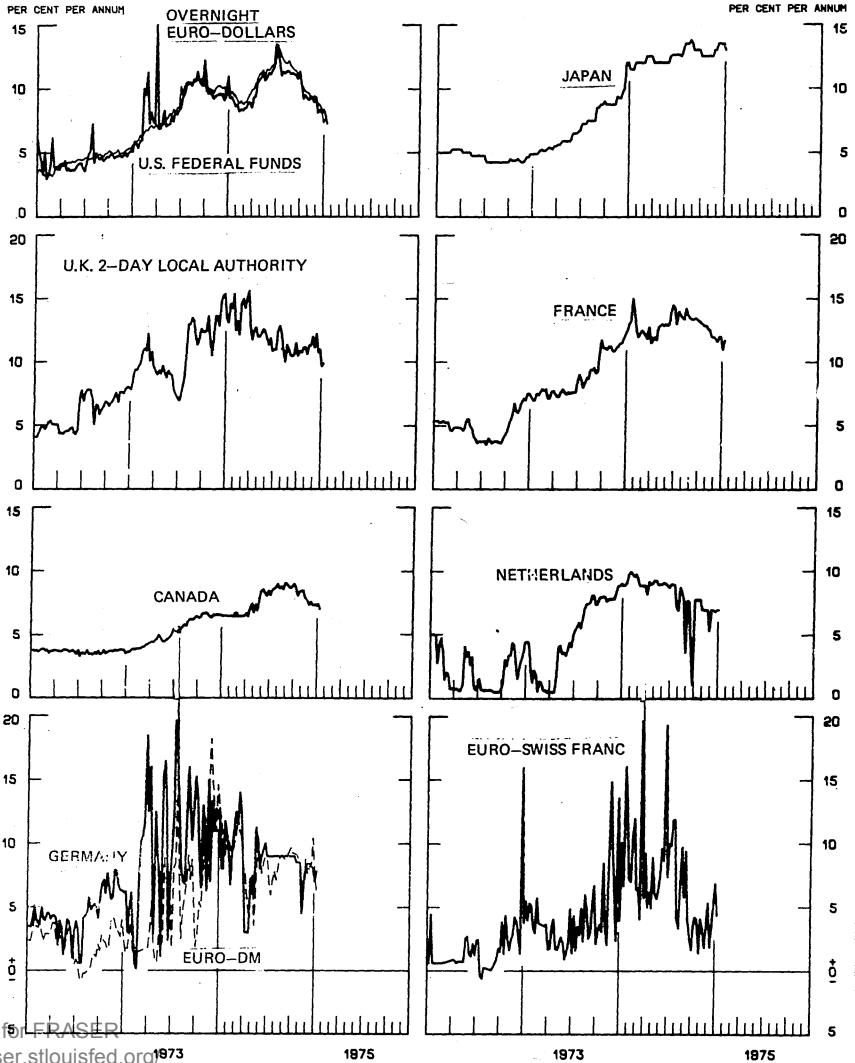
5

Chart 3  
**PRICE OF GOLD IN LONDON**  
AVERAGES FOR WEEK ENDING WEDNESDAY



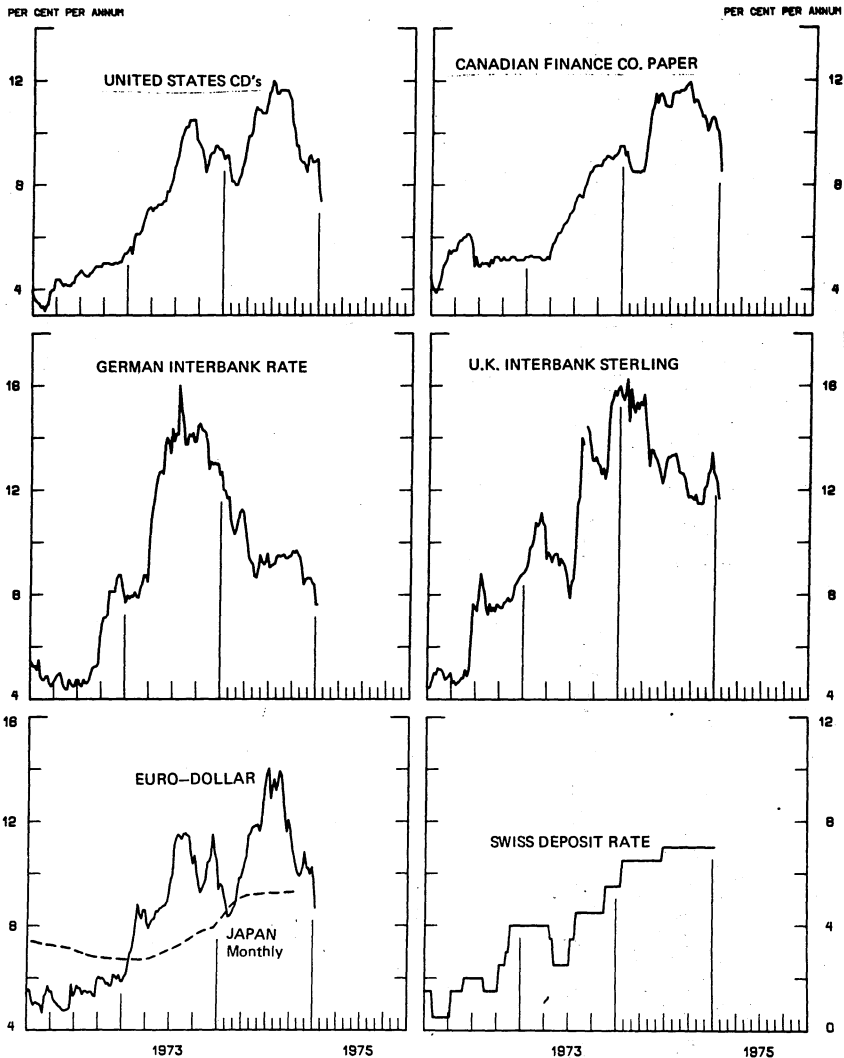
6

Chart 4  
**CALL MONEY RATES**  
WEEKLY SERIES



1

Chart 5  
**3-MONTH INTEREST RATES**  
 WEEKLY SERIES



8

Chart 6  
**EURO-DOLLAR DEPOSIT RATES London**  
AVERAGES FOR WEEK ENDING WEDNESDAY

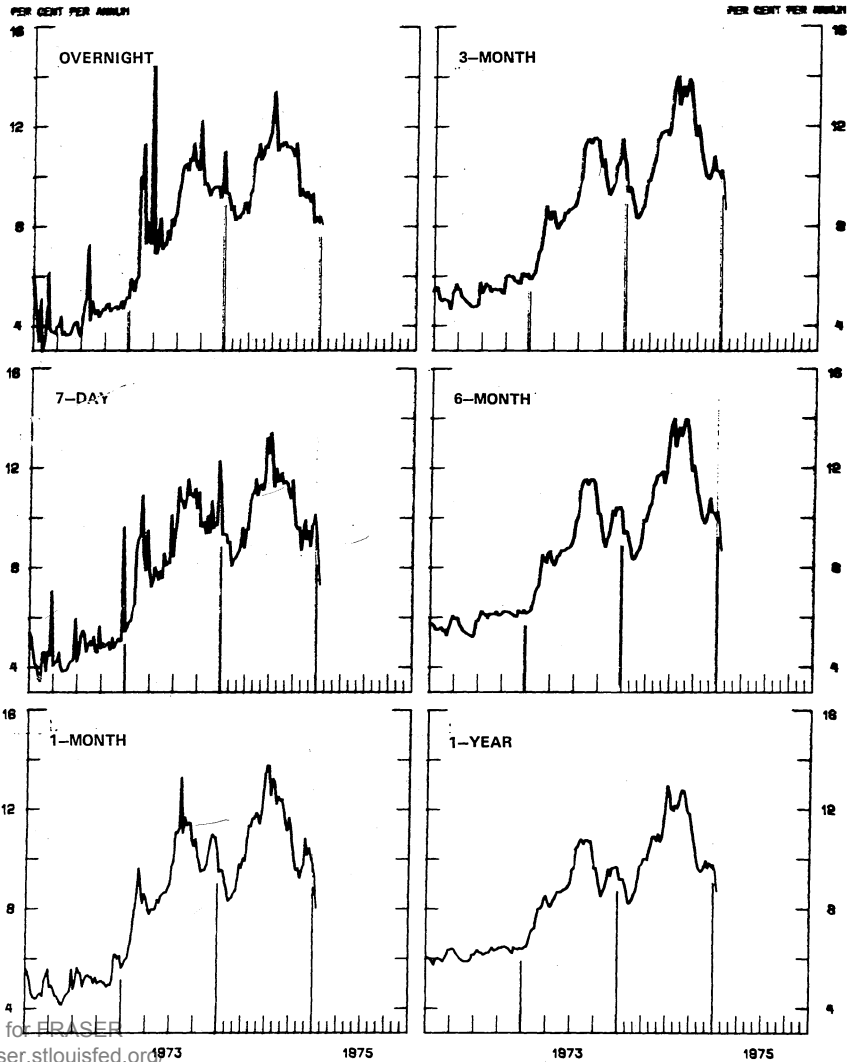
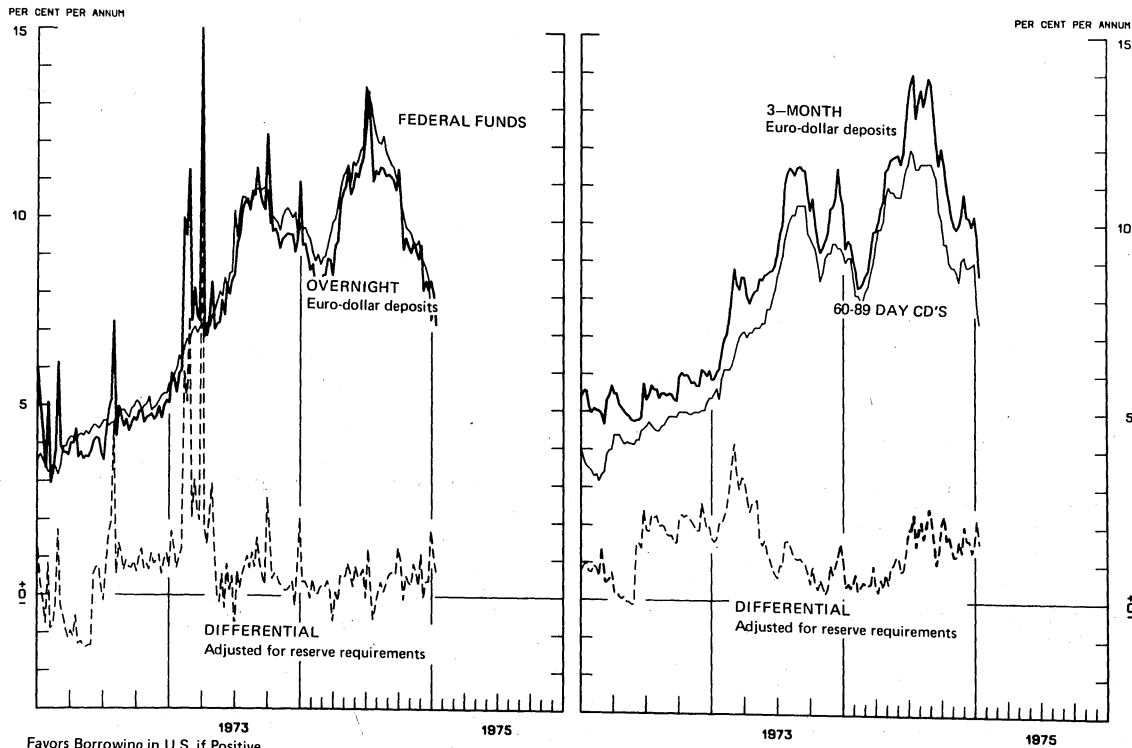




Chart 7  
**SELECTED EURO-DOLLAR AND U.S. MONEY MARKET RATES**  
 AVERAGES FOR WEEK ENDING WEDNESDAY



9

10

Chart 8

# INTEREST ARBITRAGE: 3-MONTH FUNDS

AVERAGES FOR WEEK ENDING WEDNESDAY

DIFFERENTIAL: PLUS (+), INDICATES FAVOR DOLLAR ASSETS

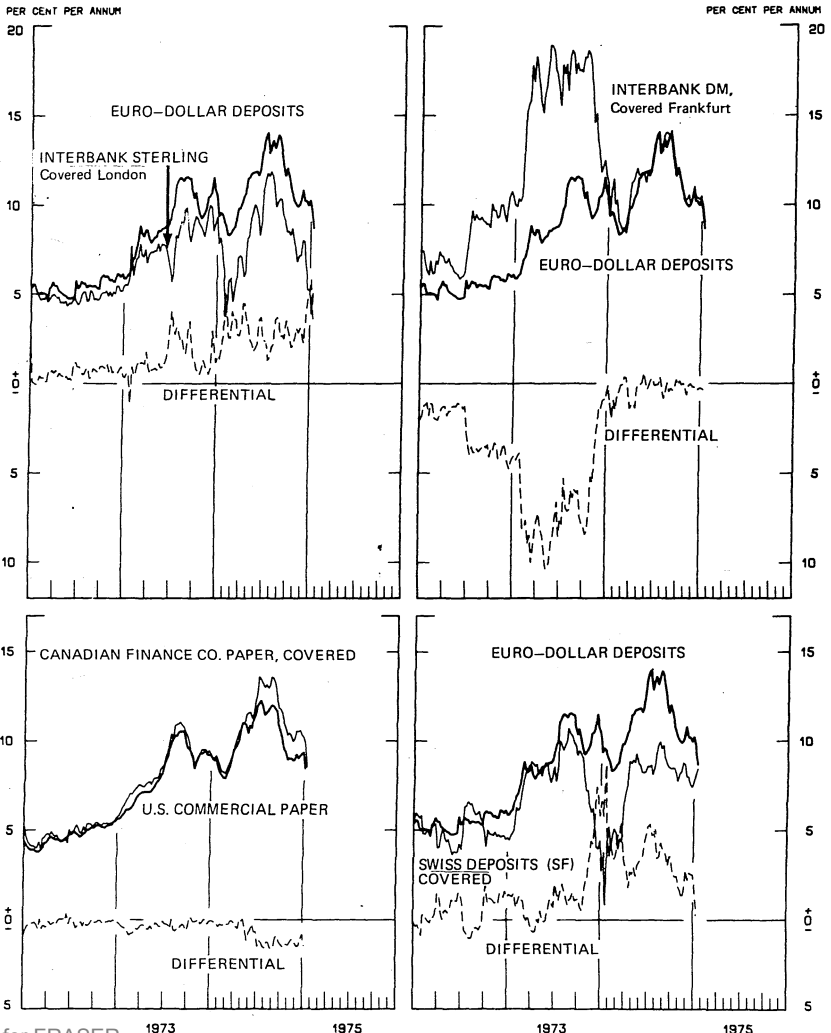
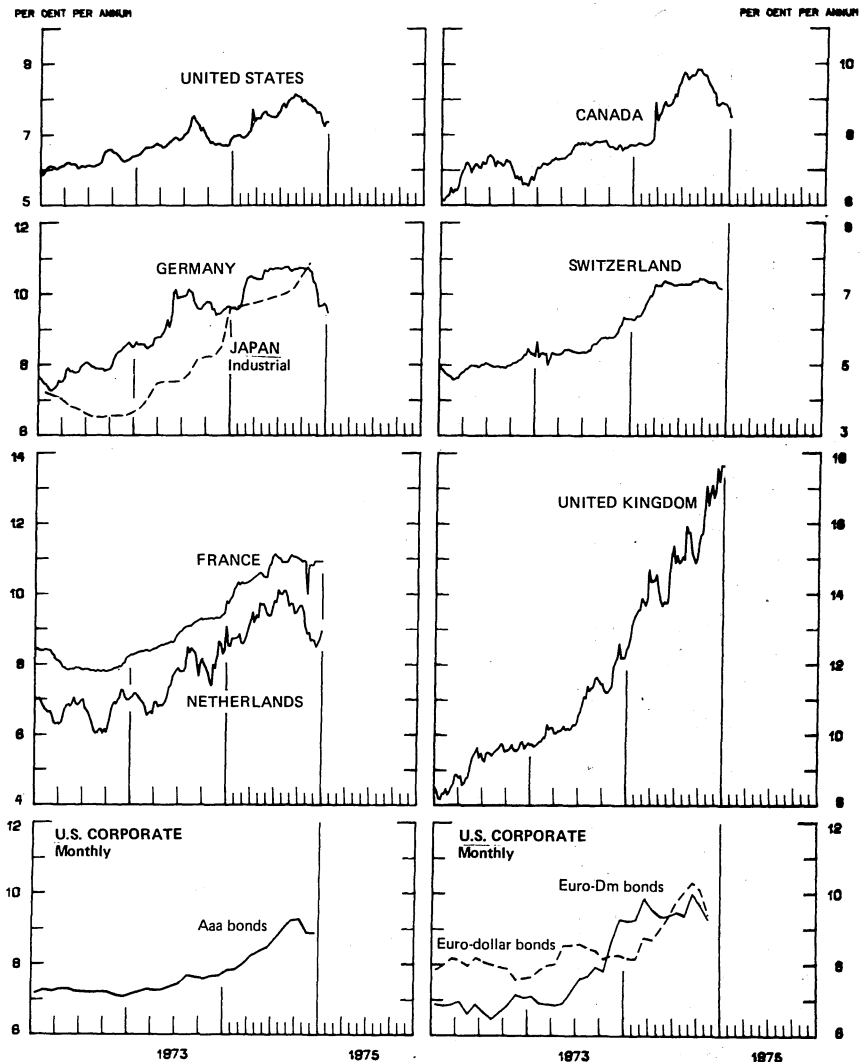


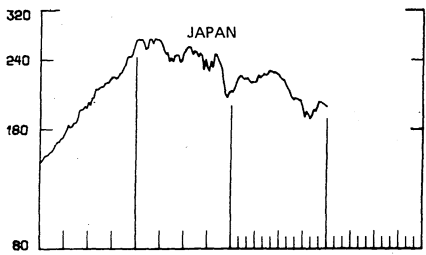
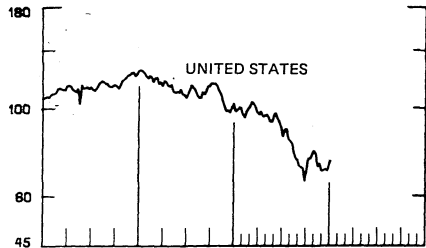
Chart 9  
**LONG-TERM GOVERNMENT BOND YIELDS**  
 WEEKLY SERIES



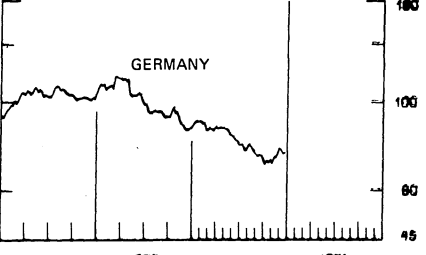
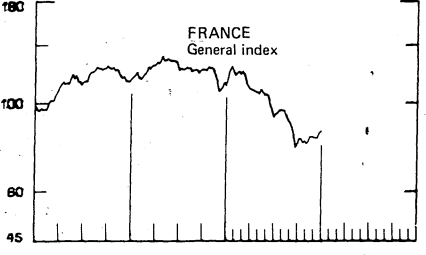
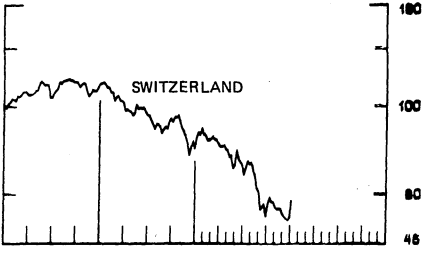
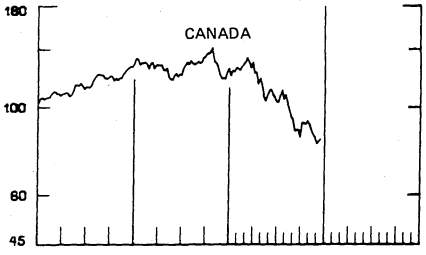
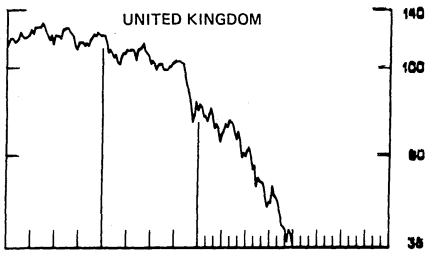
12

# Chart 10 INDUSTRIAL STOCK INDEXES WEEKLY SERIES

RATIO SCALE  
1966=100



RATIO SCALE  
1966=100



1973

1975

1973

1975

SERIES NAME

LAST VALUE PLOTTED  
DATE VALUE

CHART 1. SPOT EXCHANGE RATES

U.S. DOLLAR, WEIGHTED AVERAGE	JAN. 15	80.98
JAPANESE YEN	JAN. 15	119.62
GERMAN MARK	JAN. 15	153.33
DUTCH GUILDER	JAN. 15	146.06
U.K. POUND	JAN. 15	97.91
CANADIAN DOLLAR	JAN. 15	108.44
FRENCH FRANC	JAN. 15	126.05
SWISS FRANC	JAN. 15	170.43
BELGIAN FRANC	JAN. 15	139.53
ITALIAN LIRA	JAN. 15	96.26

CHART 2. 3-MONTH FORWARD EXCHANGE RATES

CANADIAN DOLLAR	JAN. 15	-0.02
U.K. POUND	JAN. 15	-6.58
GERMAN MARK	JAN. 15	1.40
FRENCH FRANC	JAN. 15	-6.27
SWISS FRANC	JAN. 15	1.45
DUTCH GUILDER	JAN. 15	0.63
JAPANESE YEN	JAN. 15	-1.21

CHART 3. GOLD PRICE IN LONDON

U.S. DOLLAR PER FINE OUNCE	JAN. 15	178.37
----------------------------	---------	--------

CHART 4. CALL MONEY RATES

U.S. FEDERAL FUNDS	JAN. 15	7.22
OVERNIGHT EURO-DOLLAR DEPCSITS	JAN. 15	7.24
U.K. 2-DAY LOCAL AUTHORITY DEPOSITS	JAN. 10	9.88
CANADA	JAN. 10	7.00
GERMANY	JAN. 10	7.80
EURO-DM	JAN. 10	6.14
JAPAN	JAN. 3	13.00
FRANCE	JAN. 10	11.75
NETHERLANDS	JAN. 3	7.00
EURO-SWISS FRANC	JAN. 10	4.38

CHART 5. 3-MONTH INTEREST RATES

U.S. CD'S (60-89 DAYS)	JAN. 15	7.38
GERMAN INTERBANK LOAN	JAN. 15	7.62
JAPANESE COMPOSITE LOAN	NOV. 1	9.29
EURO-DOLLAR DEPOSIT	JAN. 15	8.66
CANADIAN FINANCE COMPANY PAPER	JAN. 15	8.52
INTERBANK STERLING	JAN. 15	11.65
SWISS DEPOSIT	JAN. 15	7.00

14

SERIES NAME

LAST VALUE PLOTTED  
DATE VALUE

CHART 6. EURO-DOLLAR DEPOSIT RATES: LONDON

OVERNIGHT	JAN. 15	7.24
7-DAY	JAN. 15	7.30
1-MONTH	JAN. 15	8.01
3-MONTH	JAN. 15	8.66
6-MONTH	JAN. 15	8.70
1-YEAR	JAN. 15	8.71

CHART 7. SELECTED EURO-DOLLAR AND U.S. MONEY MARKET RATES

OVERNIGHT EURO-DOLLAR DEPOSITS	JAN. 15	7.24
U.S. FEDERAL FUNDS	JAN. 15	7.22
DIFFERENTIAL ADJ. FOR RESERVE REQUIREMENTS	JAN. 15	0.65
3-MONTH EURO-DOLLAR DEPOSIT RATE	JAN. 15	8.66
U.S. CD'S (60-89 DAYS)	JAN. 15	7.38
DIFFERENTIAL ADJ. FOR RESERVE REQUIREMENTS	JAN. 15	1.56

CHART 8. INTEREST ARBITRAGE, 3-MONTH FUNDS

EURO-DOLLAR DEPOSIT	JAN. 15	8.66
INTERBANK STERLING (LONDON), COVERED	JAN. 15	5.07
DIFFERENTIAL	JAN. 15	3.59
U.S. COMMERCIAL PAPER	JAN. 15	7.73
CANADIAN FINANCE CO. PAPER, COVERED	JAN. 15	8.50
DIFFERENTIAL	JAN. 15	-0.77
EURO-DOLLAR DEPOSIT	JAN. 15	8.66
INTERBANK DM (FRANKFURT), COVERED	JAN. 15	9.02
DIFFERENTIAL	JAN. 15	-0.36
EURO-DOLLAR DEPOSIT	JAN. 15	8.66
SWISS DEPOSIT (SF), COVERED	JAN. 15	8.45
DIFFERENTIAL	JAN. 15	0.22

15

SERIES NAME

LAST VALUE PLOTTED  
DATE VALUE

CHART 9. LONG TERM GOVERNMENT BOND YIELDS

UNITED STATES	JAN. 10	7.32
GERMANY	JAN. 10	9.48
JAPAN (MONTHLY)	NOV. 1	10.88
SWITZERLAND	DEC. 13	7.14
CANADA	JAN. 10	8.49
FRANCE	JAN. 3	10.93
NETHERLANDS	JAN. 3	8.95
UNITED KINGDOM	JAN. 3	17.65

U.S. CORPORATE

AAA BONDS	JAN. 3	8.89
EURO-DM BONDS	NOV. 29	9.28
EURO-DOLLAR BONDS	NOV. 29	9.41

CHART 10. INDUSTRIAL STOCK INDEXES

UNITED STATES	JAN. 10	73.72
JAPAN	JAN. 3	182.75
CANADA	DEC. 20	83.11
FRANCE	JAN. 3	85.10
UNITED KINGDOM	JAN. 3	35.85
SWITZERLAND	JAN. 10	57.97
GERMANY	DEC. 27	75.07



# FEDERAL RESERVE

statistical release

H.10

JANUARY 17, 1975

## FOREIGN EXCHANGE RATES

FOR THE WEEK ENDING JANUARY 17, 1975

The Board of Governors of the Federal Reserve System is advised that the Federal Reserve Bank of New York has certified for customs purposes the following noon buying rate in New York City for cable transfers payable in foreign currencies:

COUNTRY	MONETARY UNIT	(RATE U.S. CENTS)				
		JAN. 13	JAN. 14	JAN. 15	JAN. 16	JAN. 17
AUSTRALIA	DOLLAR	132.6000	132.6000	132.3500	132.6000	132.6500
AUSTRIA	SCHILLING	5.90000	5.88000	5.89000	5.92000	5.93000
BELGIUM	FRANC	2.79250	2.78200	2.78600	2.79800	2.80600
CANADA	DOLLAR	100.2200	100.3300	100.4700	100.6800	100.8300
DENMARK	KRONE	17.7800	17.6500	17.5900	17.6600	17.6600
FINLAND	MARKKA	28.1300	28.0300	27.9500	28.0700	28.1100
FRANCE	FRANC	22.7500	22.5800	22.6800	22.7500	22.8000
GERMANY	D. MARK	41.9000	41.6500	41.8600	41.9400	41.9600
INDIA	RUPEE	12.3000	12.3000	12.3000	12.3000	12.3000
IRELAND	POUND	235.3100	234.7600	235.4000	235.3500	235.2500
ITALY	LIRA	0.15410	0.15360	0.15370	0.15410	0.15440
JAPAN	YEN	0.33230	0.33230	0.33220	0.33250	0.33240
MALAYSIA	DOLLAR	43.3400	43.3400	43.1100	43.2200	43.2900
MEXICO	PESO	8.0000	8.0000	8.0000	8.0000	8.0000
NETHERLANDS	GUILDER	40.4200	40.1000	40.3000	40.3900	40.4700
NEW ZEALAND	DOLLAR	132.3000	131.3500	131.1500	131.4000	131.3500
NORWAY	KRONE	19.4600	19.3600	19.4000	19.4300	19.4500
PORTUGAL	ESCUDDO	4.0700	4.0500	4.0500	4.0600	4.0700
SOUTH AFRICA	RAND	144.7000	144.7000	144.7000	144.7000	144.7000
SPAIN	PESETA	1.7790	1.7755	1.7715	1.7795	1.7800
SRI LANKA	RUPEE	14.9000	14.9000	14.9000	14.9000	14.9000
SWEDEN	KRONA	24.6000	24.3800	24.4600	24.5700	24.5800
SWITZERLAND	FRANC	39.0700	38.8200	38.9100	39.0000	39.0500
UNITED KINGDOM	POUND	235.3100	234.7600	235.4000	235.3500	235.2500

19