

2 H.13

Selected Interest & Exchange Rates

Weekly Series of Charts

JANUARY 13, 1975

Prepared by the
FINANCIAL MARKETS
SECTION

DIVISION OF
INTERNATIONAL FINANCE

BOARD OF GOVERNORS
FEDERAL RESERVE SYSTEM
Washington, D.C. 20551

Table of Contents

CHARTS

1. SPOT EXCHANGE RATE INDEXES
2. 3-MONTH FORWARD EXCHANGE RATES
3. GOLD PRICE--LONDON
4. CALL MONEY RATES
5. 3-MONTH INTEREST RATES
6. EURO-DOLLAR DEPOSIT RATES
7. SELECTED EURO-DOLLAR AND U.S. MONEY MARKET RATES
8. INTEREST ARBITRAGE: 3-MONTH FUNDS
9. LONG-TERM GOVERNMENT BOND YIELDS
10. INDUSTRIAL STOCK INDEXES

TABLES

1. LATEST FIGURES PLOTTED
2. DAILY CERTIFIED SPOT EXCHANGE RATES--H.10 RELEASE

Chart 1
SPOT EXCHANGE RATES
INDEXES OF DOLLAR PRICES OF FOREIGN CURRENCIES
AVERAGES FOR WEEK ENDING WEDNESDAY

RATIO SCALE
 MAY 1970 PARITY=100

RATIO SCALE
 MAY 1970 PARITY=100

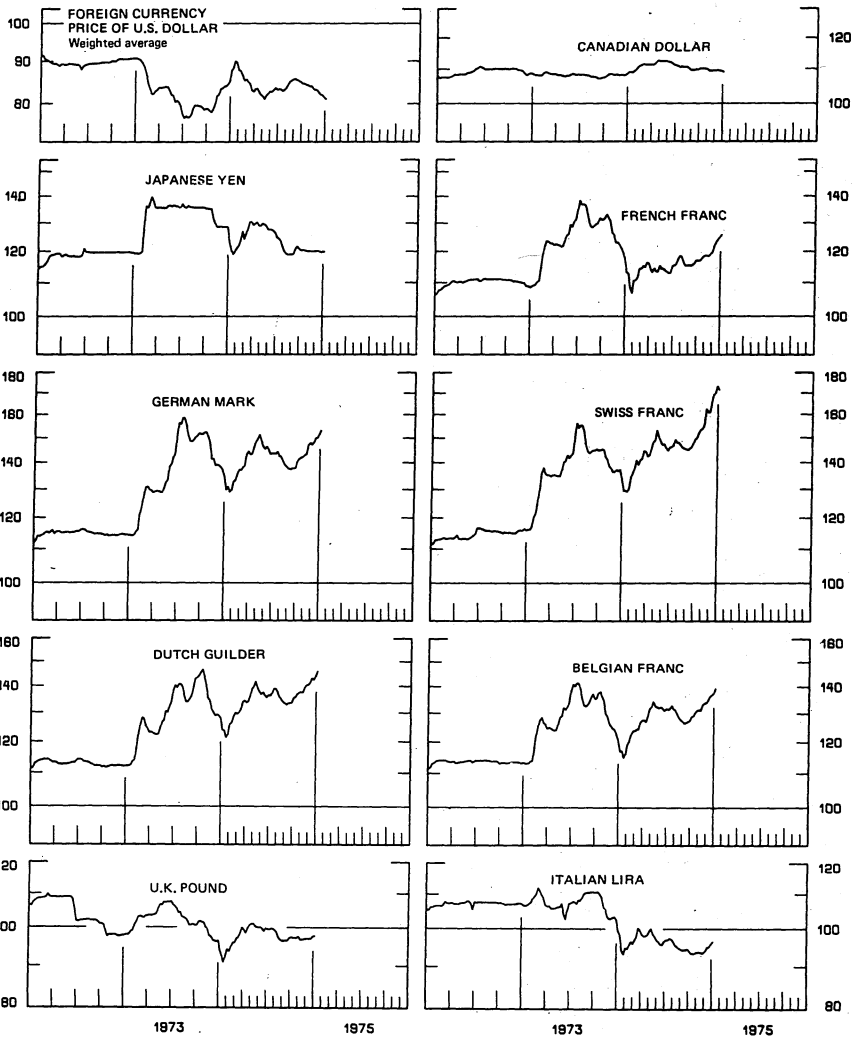


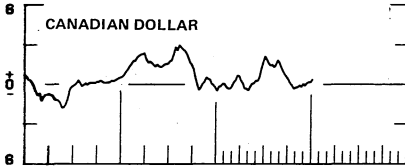
Chart 2

3-MONTH FORWARD EXCHANGE RATES

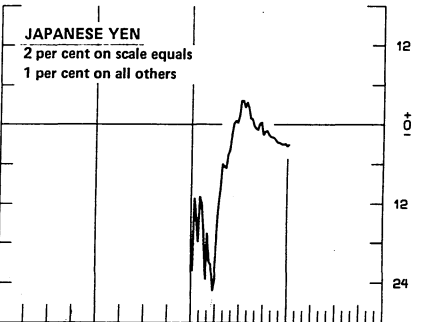
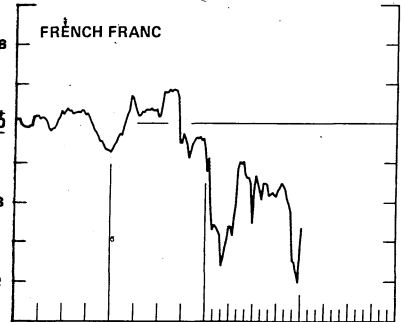
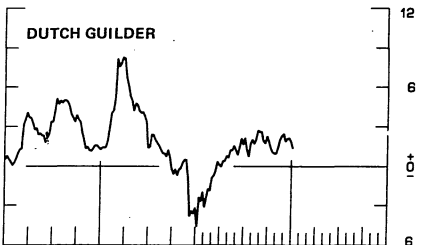
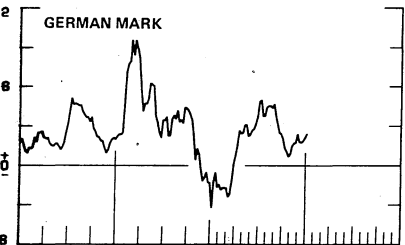
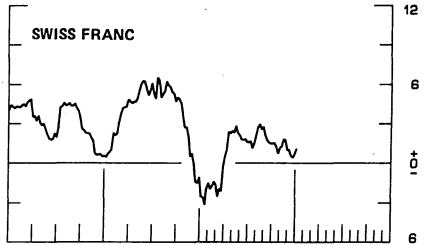
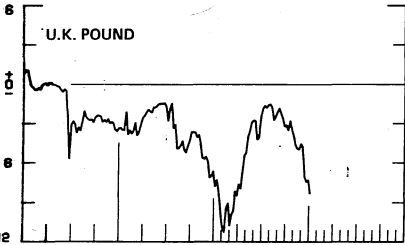
PREMIUM (+), OR DISCOUNT (-)

AVERAGES FOR WEEK ENDING WEDNESDAY

PER CENT PER ANNUM



PER CENT PER ANNUM



1973

1975

1973

1975

Chart 3
PRICE OF GOLD IN LONDON
AVERAGES FOR WEEK ENDING WEDNESDAY

5

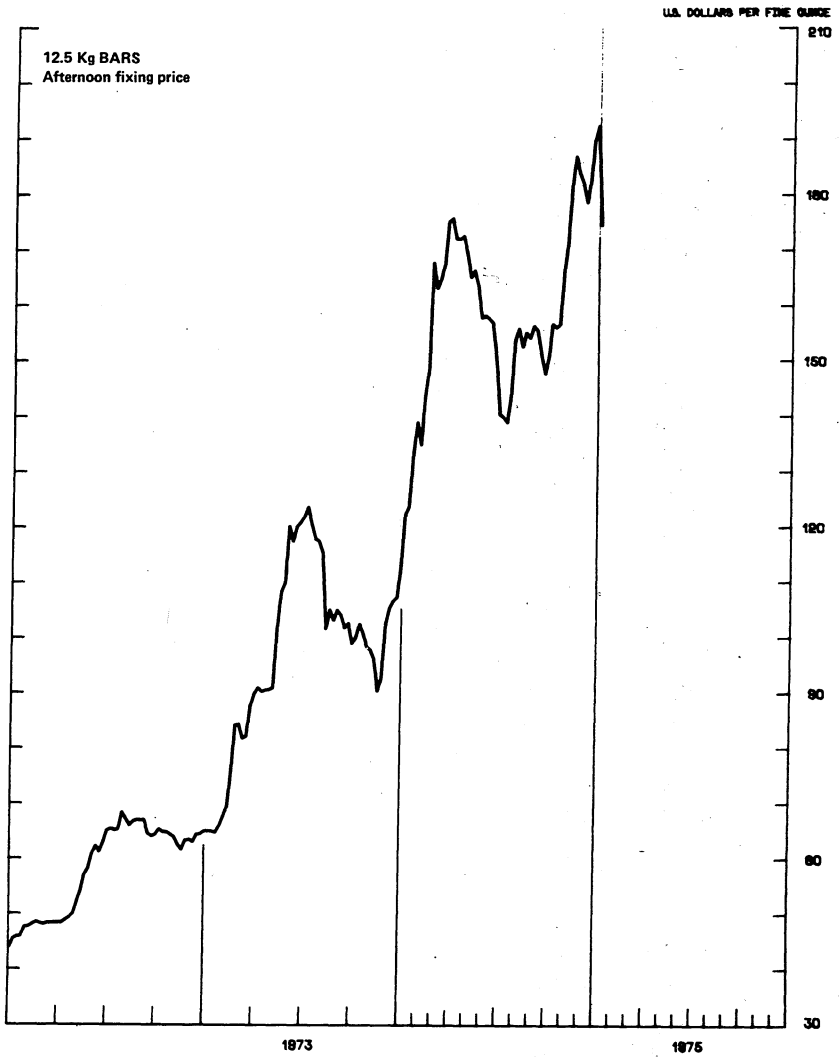
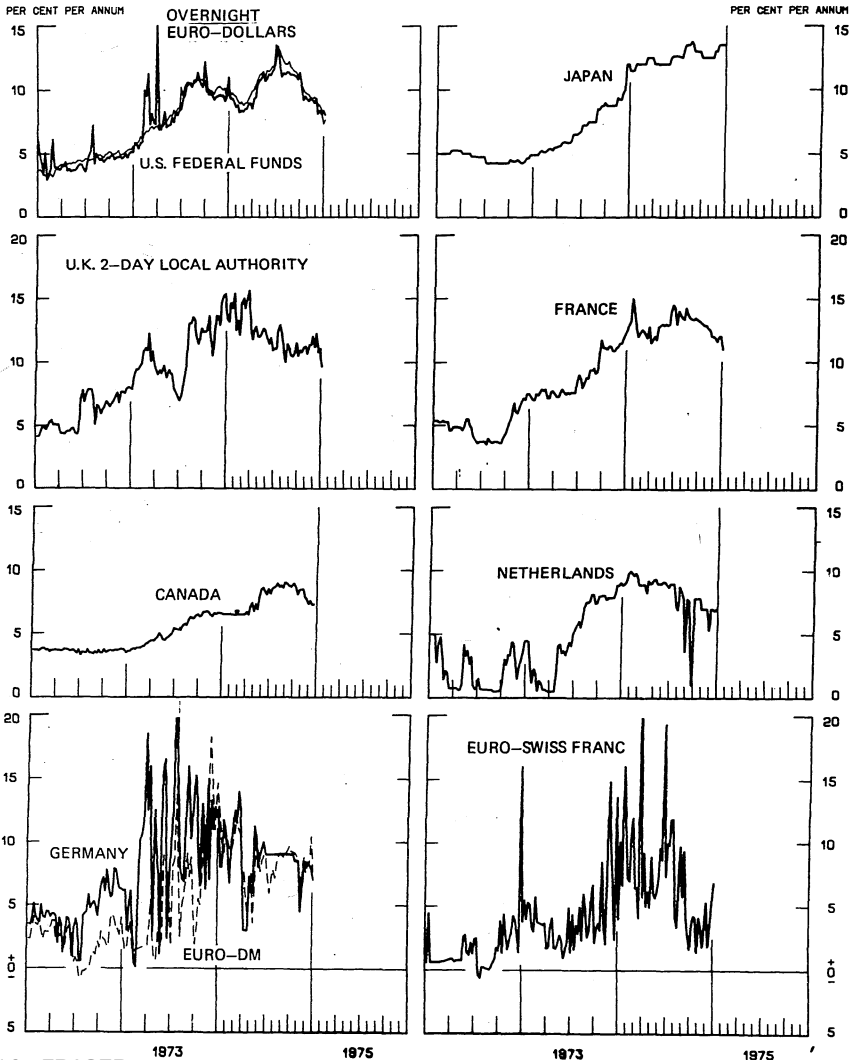


Chart 4
CALL MONEY RATES
 WEEKLY SERIES

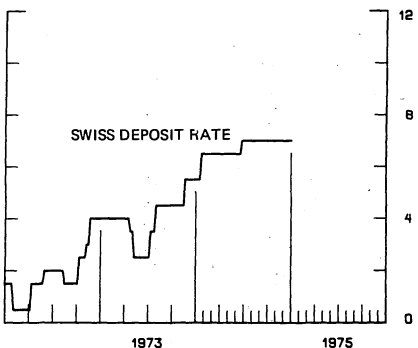
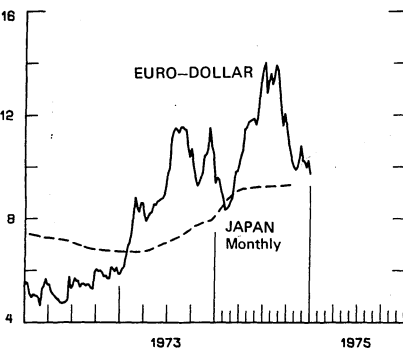
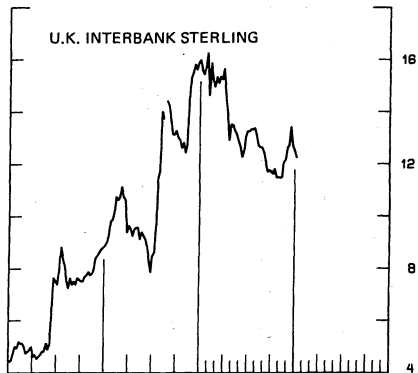
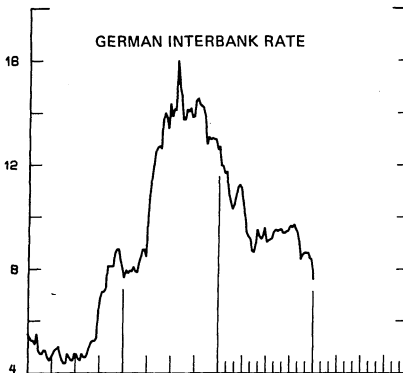
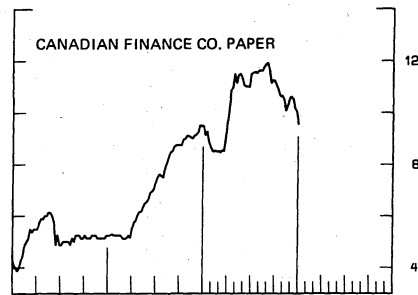
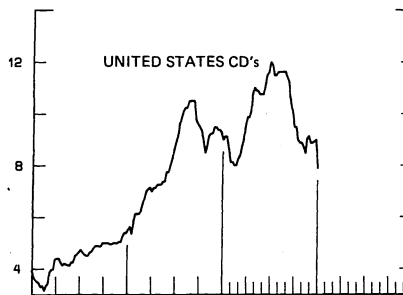


7

Chart 5
3-MONTH INTEREST RATES
 WEEKLY SERIES

PER CENT PER ANNUM

PER CENT PER ANNUM



1973

1975

1973

1975

8.

Chart 6
EURO-DOLLAR DEPOSIT RATES London
AVERAGES FOR WEEK ENDING WEDNESDAY

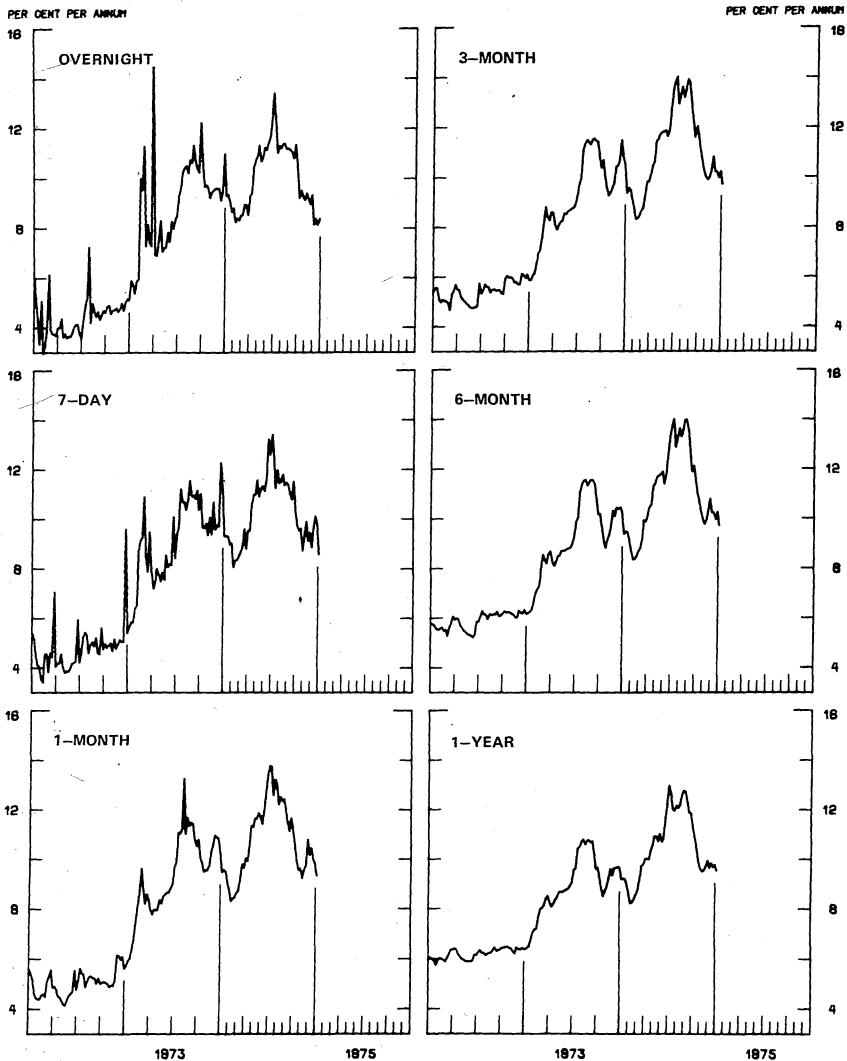
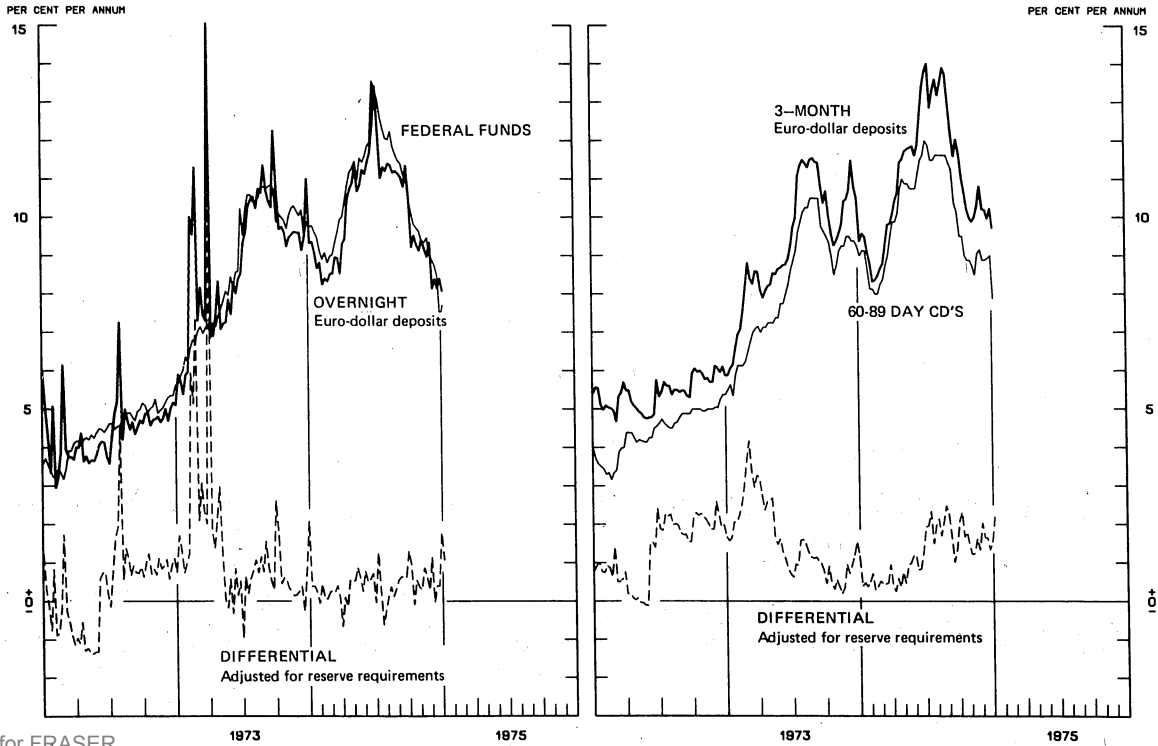


Chart 7
SELECTED EURO-DOLLAR AND U.S. MONEY MARKET RATES
 AVERAGES FOR WEEK ENDING WEDNESDAY



9

10

Chart 8

INTEREST ARBITRAGE: 3-MONTH FUNDS

AVERAGES FOR WEEK ENDING WEDNESDAY

DIFFERENTIAL: PLUS (+), INDICATES FAVOR DOLLAR ASSETS

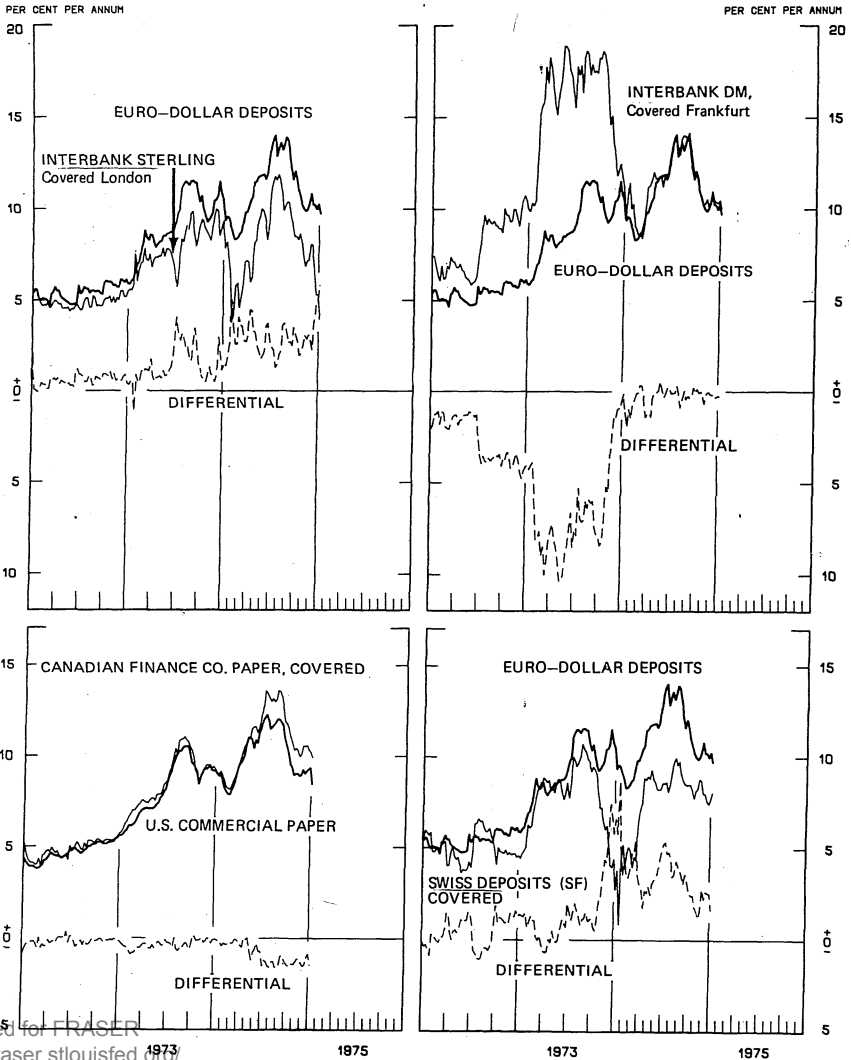
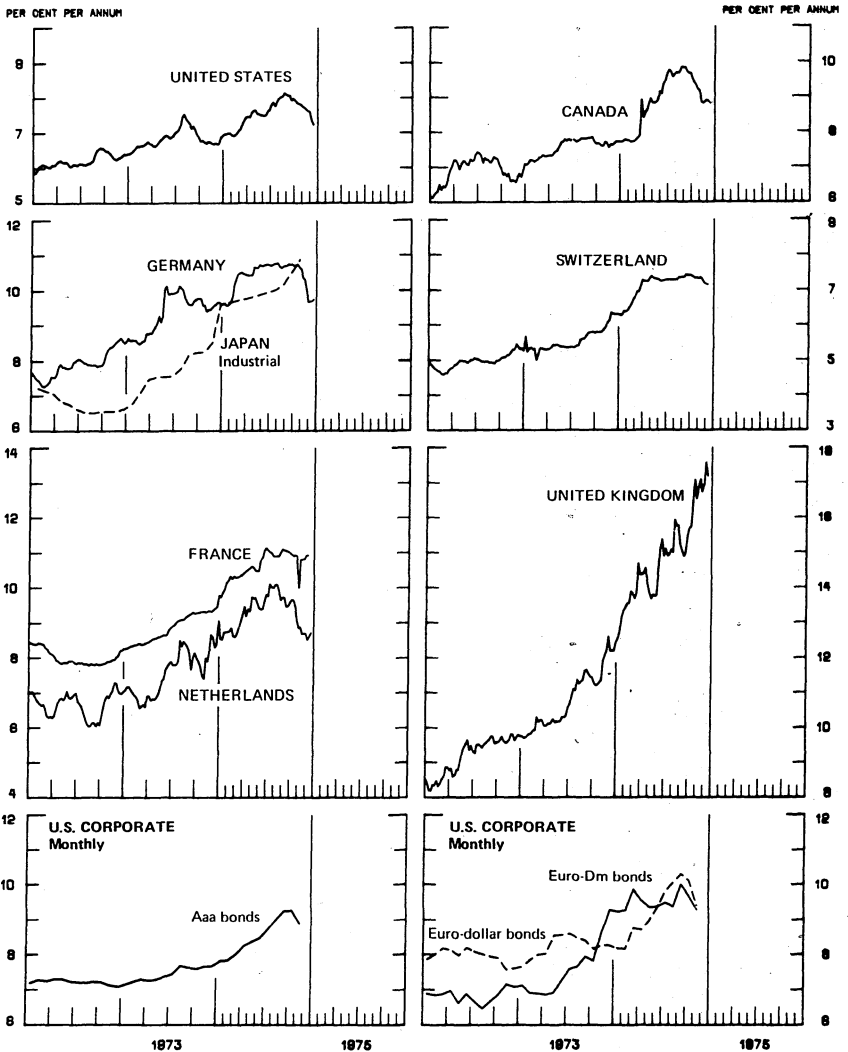


Chart 9

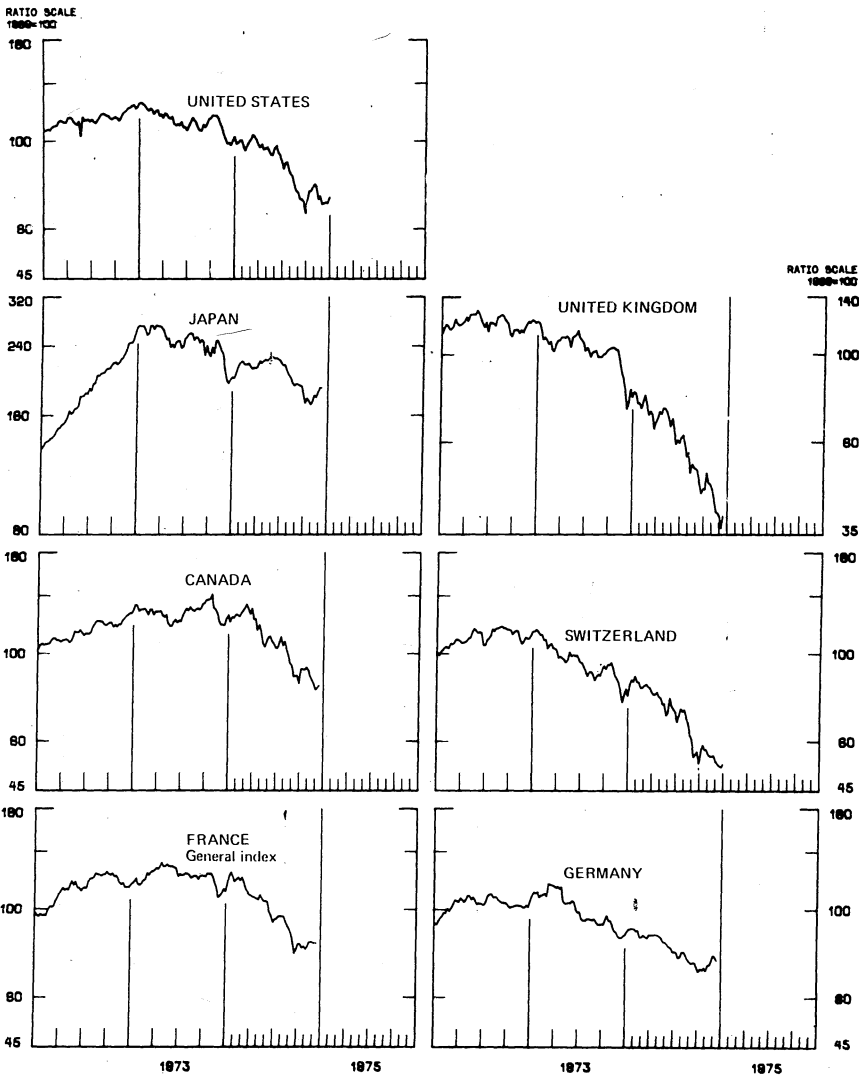
LONG-TERM GOVERNMENT BOND YIELDS

WEEKLY SERIES



12

Chart 10
INDUSTRIAL STOCK INDEXES
WEEKLY SERIES



SERIES NAME

LAST VALUE PLOTTED
DATE VALUE

CHART 1. SPOT EXCHANGE RATES

U.S. DOLLAR, WEIGHTED AVERAGE	JAN. 8	80.97
JAPANESE YEN	JAN. 8	119.67
GERMAN MARK	JAN. 8	153.09
DUTCH GUILDER	JAN. 8	146.01
U.K. POUND	JAN. 8	97.74
CANADIAN DOLLAR	JAN. 8	108.92
FRENCH FRANC	JAN. 8	125.66
SWISS FRANC	JAN. 8	171.51
BELGIAN FRANC	JAN. 8	139.41
ITALIAN LIRA	JAN. 8	96.55

CHART 2. 3-MONTH FORWARD EXCHANGE RATES

CANADIAN DOLLAR	JAN. 8	0.34
U.K. POUND	JAN. 8	-8.33
GERMAN MARK	JAN. 8	2.38
FRENCH FRANC	JAN. 8	-7.97
SWISS FRANC	JAN. 8	1.07
DUTCH GUILDER	JAN. 8	1.36
JAPANESE YEN	JAN. 8	-3.04

CHART 3. GOLD PRICE IN LONDON

U.S. DOLLAR PER FINE OUNCE	JAN. 8	174.40
----------------------------	--------	--------

CHART 4. CALL MONEY RATES

U.S. FEDERAL FUNDS	JAN. 8	7.70
OVERNIGHT EURO-DOLLAR DEPOSITS	JAN. 8	8.07
U.K. 2-DAY LOCAL AUTHORITY DEPOSITS	JAN. 3	9.63
CANADA	DEC. 20	7.35
GERMANY	JAN. 3	7.00
EURO-DM	JAN. 3	7.63
JAPAN	DEC. 27	13.50
FRANCE	JAN. 3	11.00
NETHERLANDS	DEC. 27	7.00
EURO-SWISS FRANC	JAN. 3	6.88

CHART 5. 3-MONTH INTEREST RATES

U.S. CD'S (60-89 DAYS)	JAN. 8	7.88
GERMAN INTERBANK LOAN	JAN. 8	7.62
JAPANESE COMPOSITE LOAN	NOV. 1	9.29
EURO-DOLLAR DEPOSIT	JAN. 8	9.73
CANADIAN FINANCE COMPANY PAPER	JAN. 8	9.55
INTERBANK STERLING	JAN. 8	12.25
SWISS DEPOSIT	JAN. 8	7.00

14

SERIES NAME

LAST VALUE PLOTTED
DATE VALUE

CHART 6. EURO-DOLLAR DEPOSIT RATES: LONDON

OVERNIGHT	JAN. 8	8.07
7-DAY	JAN. 8	8.57
1-MONTH	JAN. 8	9.34
3-MONTH	JAN. 8	9.73
6-MONTH	JAN. 8	9.71
1-YEAR	JAN. 8	9.53

CHART 7. SELECTED EURO-DOLLAR AND U.S. MONEY MARKET RATES

OVERNIGHT EURO-DOLLAR DEPOSITS	JAN. 8	8.07
U.S. FEDERAL FUNDS	JAN. 8	7.70
DIFFERENTIAL ADJ. FOR RESERVE REQUIREMENTS	JAN. 8	1.07
3-MONTH EURO-DOLLAR DEPOSIT RATE	JAN. 8	9.73
U.S. CD'S (60-89 DAYS)	JAN. 8	7.88
DIFFERENTIAL ADJ. FOR RESERVE REQUIREMENTS	JAN. 8	2.19

CHART 8. INTEREST ARBITRAGE, 3-MONTH FUNDS

EURO-DOLLAR DEPOSIT	JAN. 8	9.73
INTERBANK STERLING (LONDON), COVERED	JAN. 8	3.92
DIFFERENTIAL	JAN. 8	5.80
U.S. COMMERCIAL PAPER	JAN. 8	8.43
CANADIAN FINANCE CO. PAPER, COVERED	JAN. 8	9.89
DIFFERENTIAL	JAN. 8	-1.46
EURO-DOLLAR DEPOSIT	JAN. 8	9.73
INTERBANK DM (FRANKFURT), COVERED	JAN. 8	10.00
DIFFERENTIAL	JAN. 8	-0.27
EURO-DOLLAR DEPOSIT	JAN. 8	9.73
SWISS DEPOSIT (SF), COVERED	JAN. 8	8.07
DIFFERENTIAL	JAN. 8	1.66

SERIES NAME

LAST VALUE PLOTTED
DATE VALUE

CHART 9. LONG TERM GOVERNMENT BOND YIELDS

UNITED STATES	DEC. 27	7.37
GERMANY	DEC. 27	9.75
JAPAN (MONTHLY)	NOV. 1	10.88
SWITZERLAND	DEC. 13	7.14
CANADA	DEC. 20	8.80
FRANCE	DEC. 13	10.93
NETHERLANDS	DEC. 27	8.72
UNITED KINGDOM	DEC. 20	17.18

U.S. CORPORATE

AAA BONDS	NOV. 29	8.89
EURO-DM BONDS	NOV. 29	9.28
EURO-DOLLAR BONDS	NOV. 29	9.41

CHART 10. INDUSTRIAL STOCK INDEXES

UNITED STATES	JAN. 3	71.92
JAPAN	DEC. 13	187.67
CANADA	DEC. 20	83.11
FRANCE	DEC. 20	82.00
UNITED KINGDOM	DEC. 20	38.95
SWITZERLAND	JAN. 3	52.62
GERMANY	DEC. 20	74.51



FEDERAL RESERVE

statistical release

H.10

JANUARY 10, 1975

FOREIGN EXCHANGE RATES

FOR THE WEEK ENDING JANUARY 10, 1975

The Board of Governors of the Federal Reserve System is advised that the Federal Reserve Bank of New York has certified for customs purposes the following noon buying rate in New York City for cable transfers payable in foreign currencies:

COUNTRY	MONETARY UNIT	(RATE U.S. CENTS)				
		JAN. 6	JAN. 7	JAN. 8	JAN. 9	JAN. 10
AUSTRALIA	DOLLAR	132.4500	132.7500	132.7000	132.4900	132.7500
AUSTRIA	SCHILLING	5.870000	5.91000	5.90000	5.88000	5.90000
BELGIUM	FRANC	2.81300	2.81200	2.78450	2.79400	2.79900
CANADA	DOLLAR	100.8400	100.6300	100.6200	100.3400	100.1800
DENMARK	KRONE	17.6700	17.7200	17.7300	17.6900	17.7700
FINLAND	MARKKA	28.1100	28.1700	28.1300	28.0500	28.1300
FRANCE	FRANC	22.7000	22.7500	22.6500	22.7100	22.7500
GERMANY	D. MARK	42.1100	42.1100	41.7500	42.0100	42.0400
INDIA	RUPEE	12.3000	12.3000	12.3000	12.3000	12.3000
IRELAND	POUND	235.3500	235.4000	234.7000	235.0000	235.2000
ITALY	LIRA	0.15530	0.15500	0.15460	0.15430	0.15440
JAPAN	YEN	0.33220	0.33220	0.33250	0.33240	0.33240
MALAYSIA	DOLLAR	43.2200	43.2200	43.2000	43.0900	43.3500
MEXICO	PESO	8.0000	8.0000	8.0000	8.0000	8.0000
NETHERLANDS	GUILDER	40.5800	40.6300	40.2800	40.3800	40.5400
NEW ZEALAND	DOLLAR	131.0000	131.3500	131.5000	131.1700	131.2500
NORWAY	KRONE	19.4400	19.5000	19.3800	19.3200	19.4400
PORTUGAL	ESCUDO	4.0600	4.0800	4.0800	4.0700	4.0800
SOUTH AFRICA	RAND	144.5000	144.5000	144.5000	144.5000	144.7000
SPAIN	PESETA	1.7835	1.7840	1.7820	1.7770	1.7805
SRI LANKA	RUPEE	14.9000	14.9000	14.9000	14.9000	14.9000
SWEDEN	KRONA	24.9200	24.7800	24.5900	24.6300	24.6200
SWITZERLAND	FRANC	39.4600	39.4600	38.8000	39.0400	39.0300
UNITED KINGDOM	POUND	235.3500	235.4000	234.7000	235.0000	235.2000

5