

2 H.13

1/ Bd. of Gov

11
Summers

FRASER
DEC 13 1974

Selected Interest & Exchange Rates

Weekly Series of Charts

DECEMBER 9, 1974

**Prepared by the
FINANCIAL MARKETS
SECTION**

**DIVISION OF
INTERNATIONAL FINANCE**

**BOARD OF GOVERNORS
FEDERAL RESERVE SYSTEM
Washington, D.C. 20551**

Table of Contents

CHARTS

1. SPOT EXCHANGE RATE INDEXES
2. 3-MONTH FORWARD EXCHANGE RATES
3. GOLD PRICE--LONDON
4. CALL MONEY RATES
5. 3-MONTH INTEREST RATES
6. EURO-DOLLAR DEPOSIT RATES
7. SELECTED EURO-DOLLAR AND U.S. MONEY MARKET RATES
8. INTEREST ARBITRAGE: 3-MONTH FUNDS
9. LONG-TERM GOVERNMENT BOND YIELDS
10. INDUSTRIAL STOCK INDEXES

TABLES

1. LATEST FIGURES PLOTTED
2. DAILY CERTIFIED SPOT EXCHANGE RATES--H.10 RELEASE

Chart 1
SPOT EXCHANGE RATES
 INDEXES OF DOLLAR PRICES OF FOREIGN CURRENCIES
 AVERAGES FOR WEEK ENDING WEDNESDAY

RATIO SCALE
 MAY 1970 PARITY=100

RATIO SCALE
 MAY 1970 PARITY=100

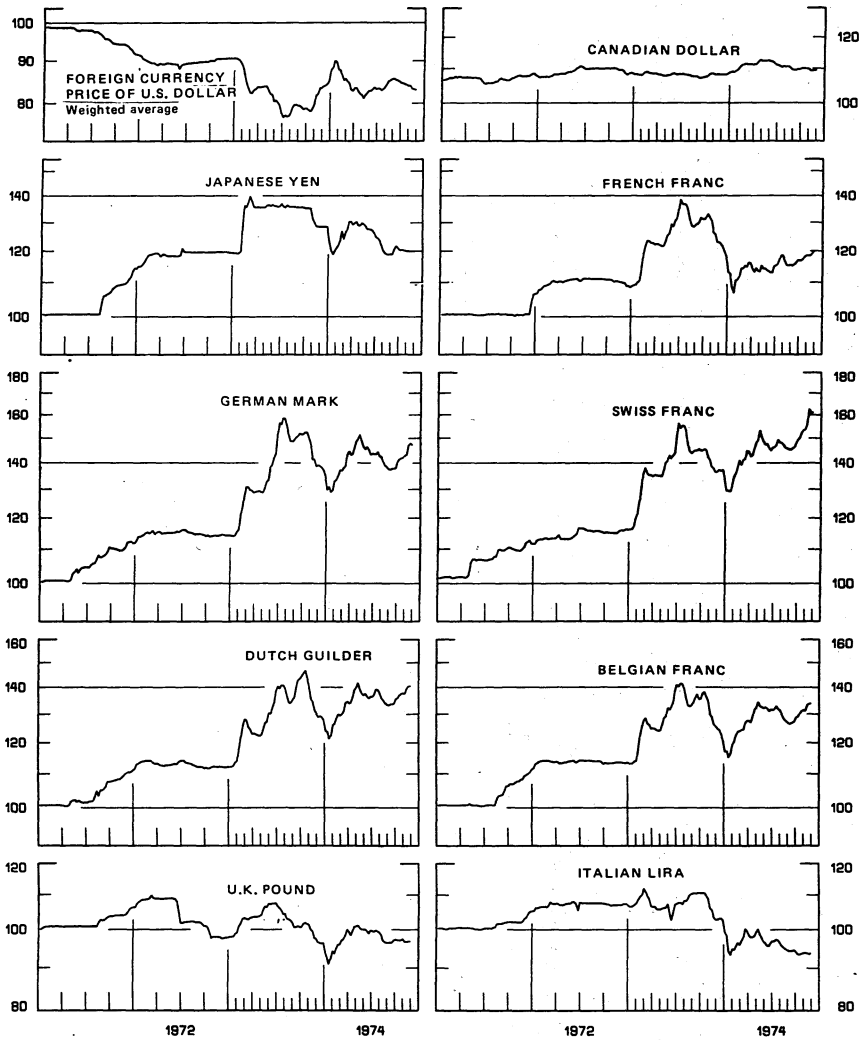


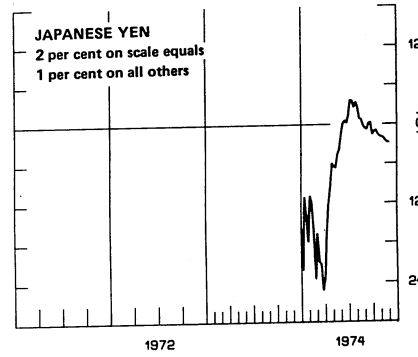
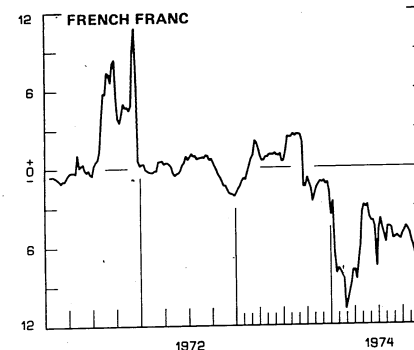
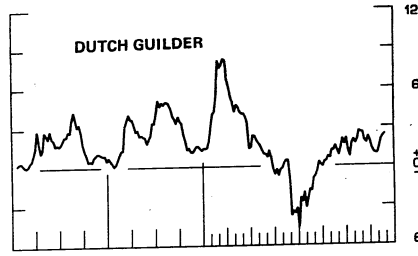
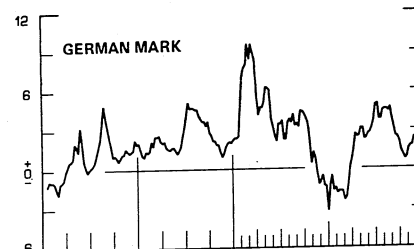
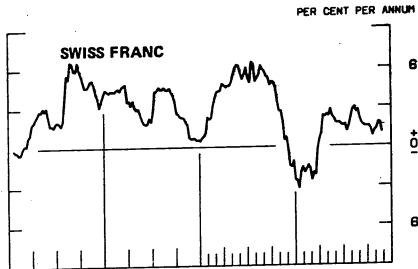
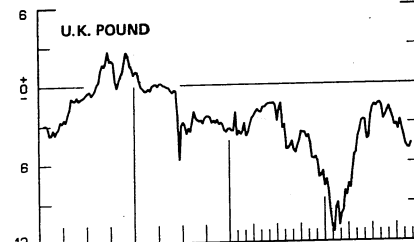
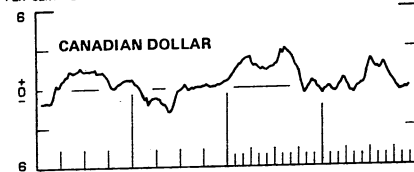
Chart 2

3-MONTH FORWARD EXCHANGE RATES

PREMIUM (+), OR DISCOUNT (-)

AVERAGES FOR WEEK ENDING WEDNESDAY

PER CENT PER ANNUM



1972

1974

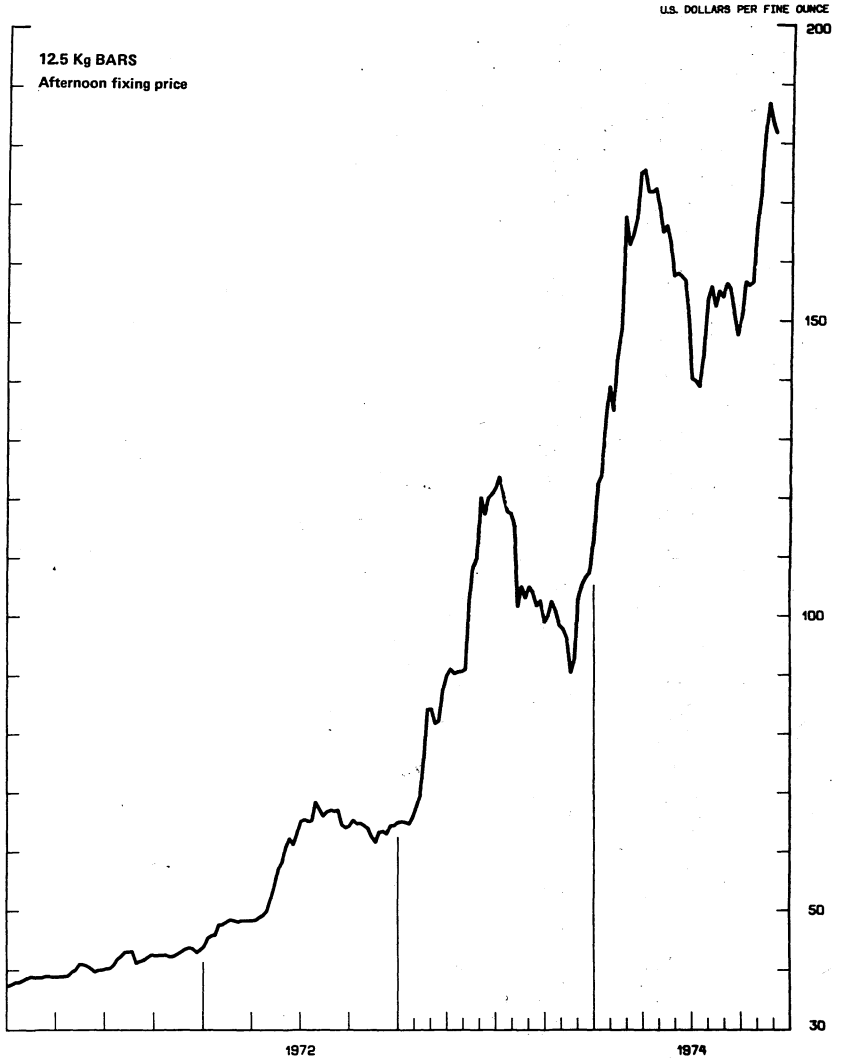
1972

1974

Chart 3

5

PRICE OF GOLD IN LONDON
AVERAGES FOR WEEK ENDING WEDNESDAY



b

Chart 4
CALL MONEY RATES
WEEKLY SERIES

PER CENT PER ANNUM

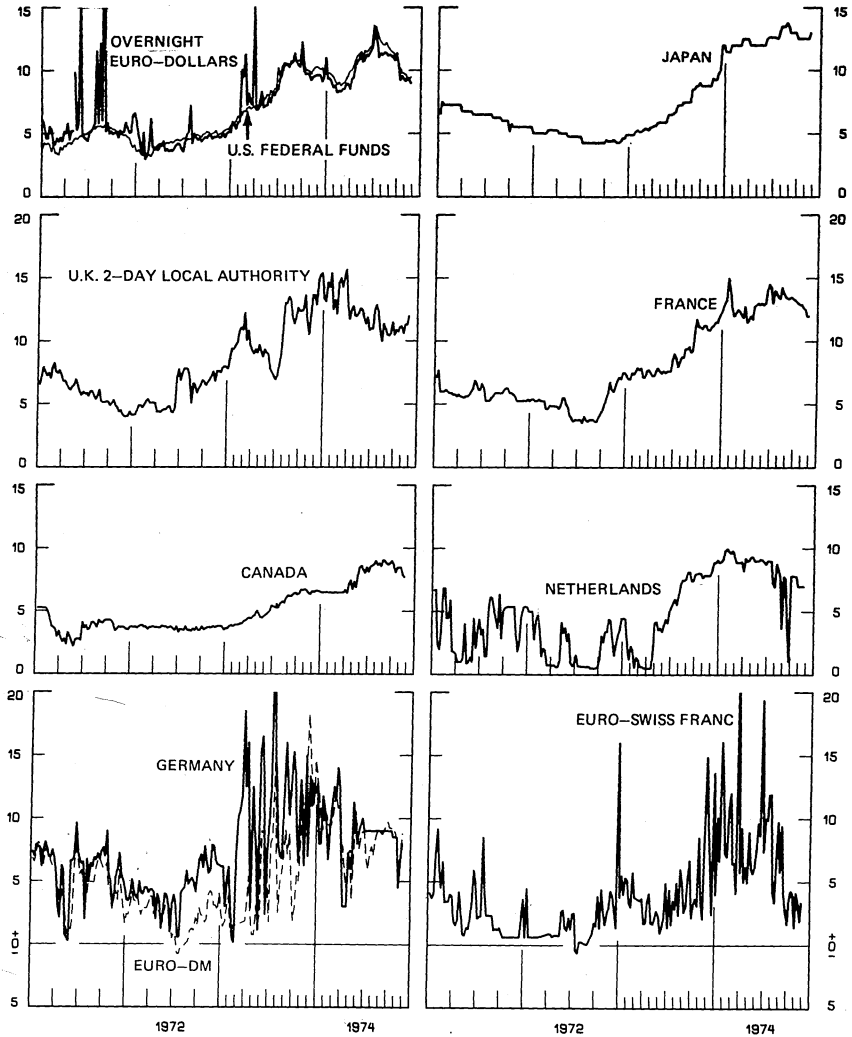
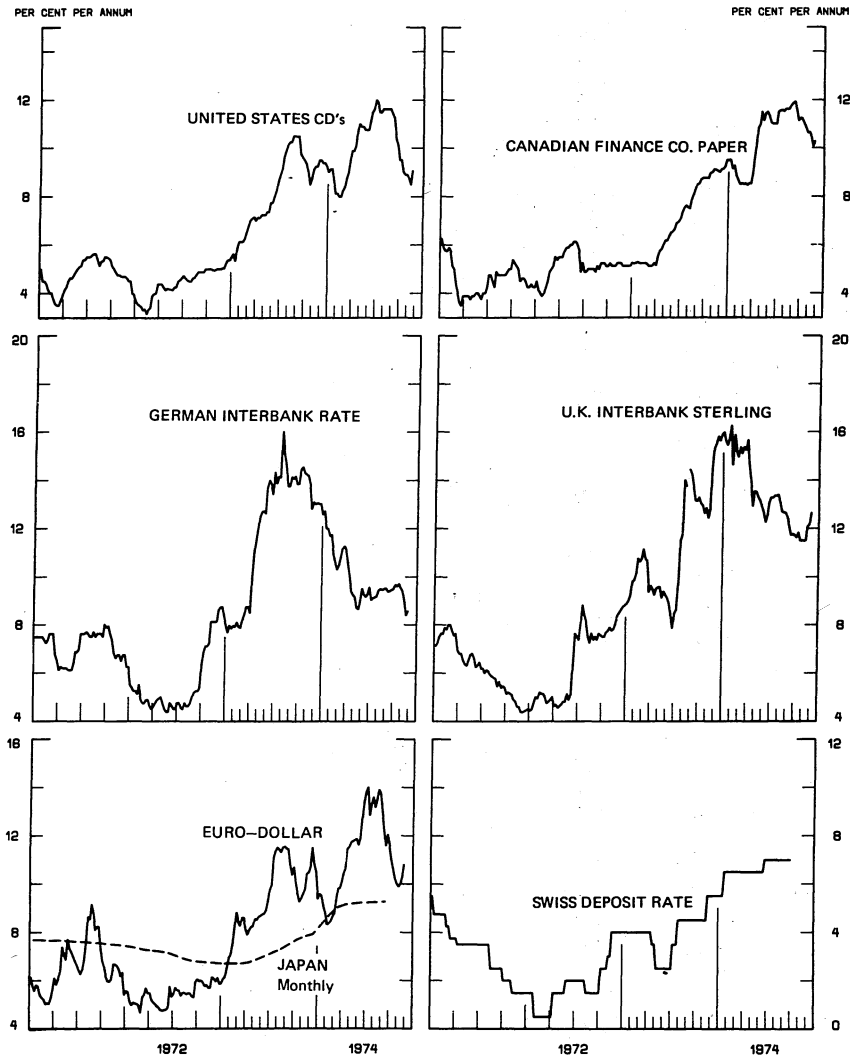


Chart 5
3-MONTH INTEREST RATES
WEEKLY SERIES



8

PER CENT PER ANNUM

Chart 6

EURO-DOLLAR DEPOSIT RATES—London

AVERAGES FOR WEEK ENDING WEDNESDAY

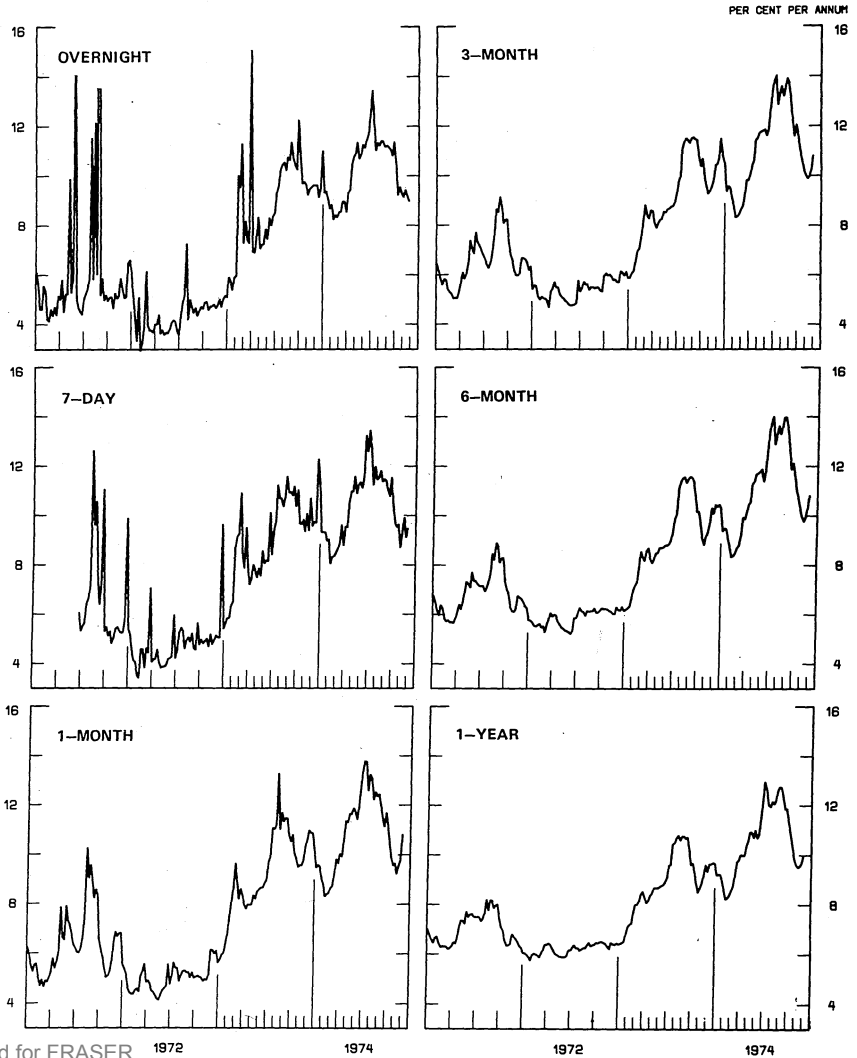
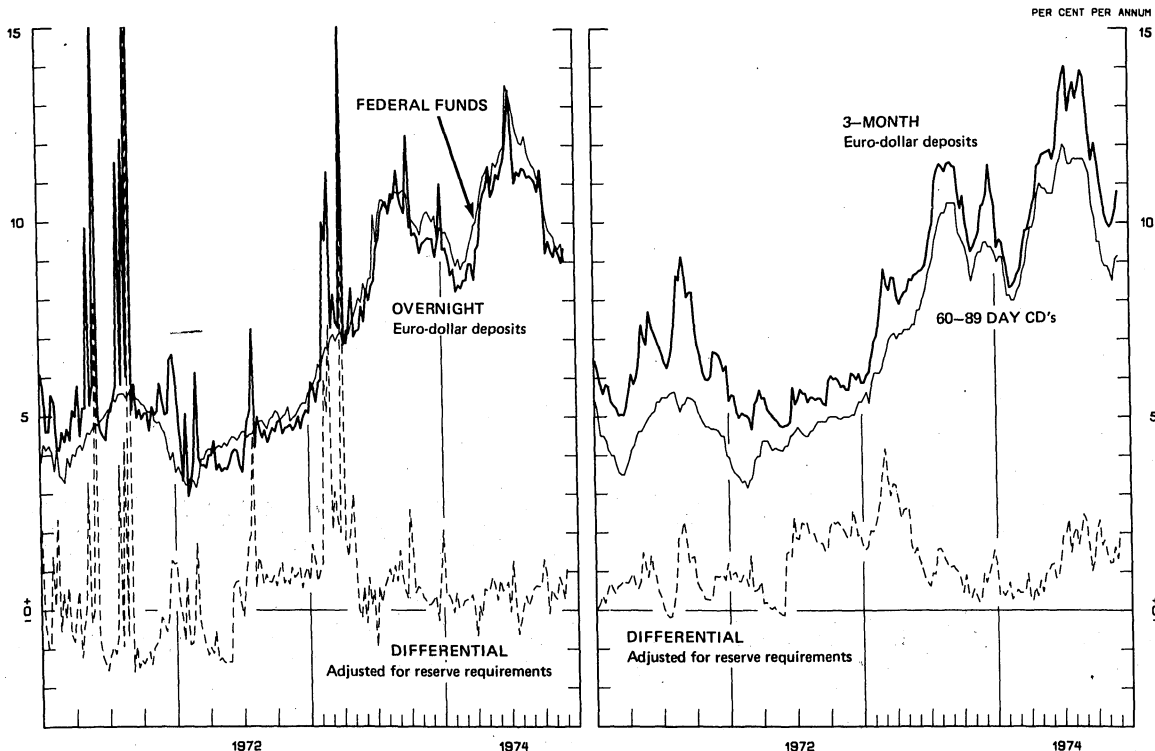


Chart 7
SELECTED EURO-DOLLAR AND U.S. MONEY MARKET RATES
 AVERAGES FOR WEEK ENDING WEDNESDAY



9

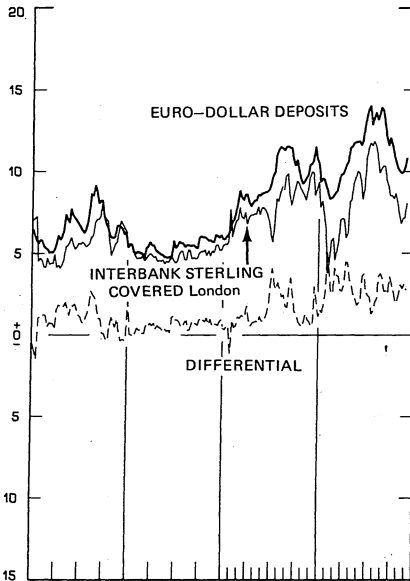
Chart 8

INTEREST ARBITRAGE: 3-MONTH FUNDS

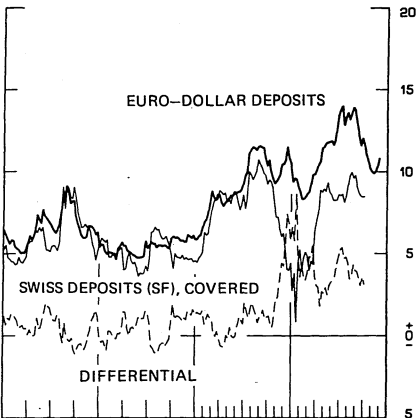
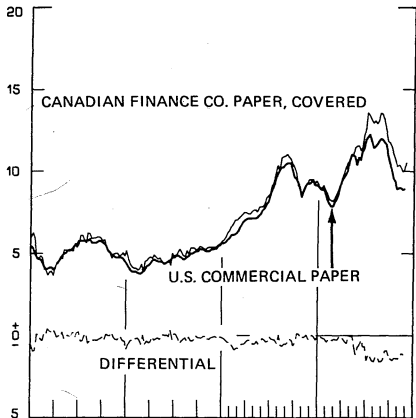
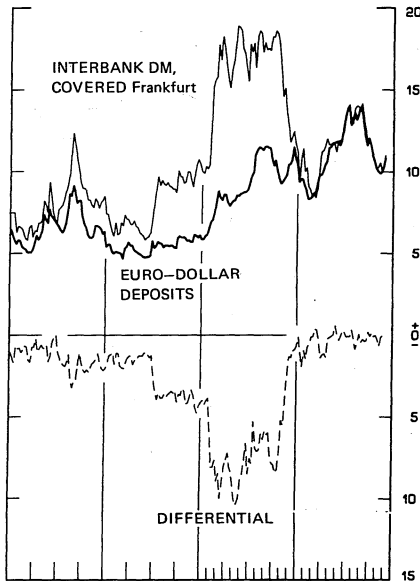
AVERAGES FOR WEEK ENDING WEDNESDAY

DIFFERENTIAL: PLUS (+), INDICATES FAVOR DOLLAR ASSETS

PER CENT PER ANNUM



PER CENT PER ANNUM



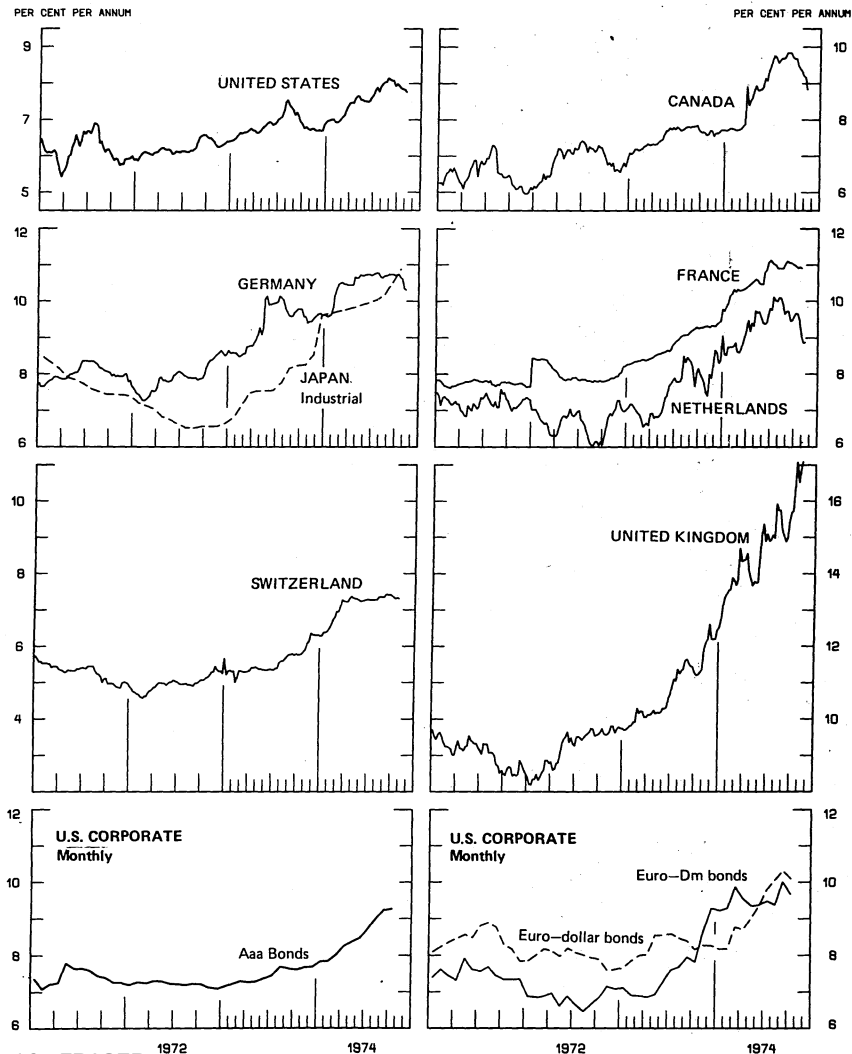
1972

1974

1972

1974

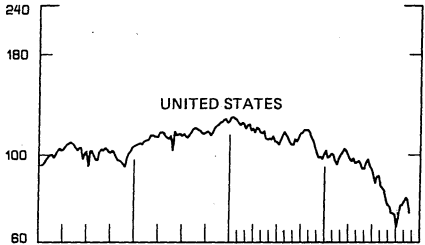
Chart 9
LONG-TERM GOVERNMENT BOND YIELDS
 WEEKLY SERIES



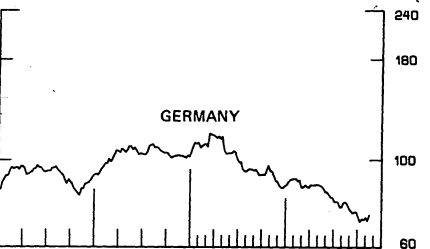
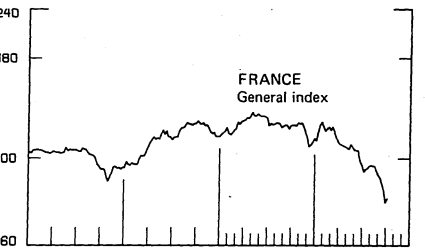
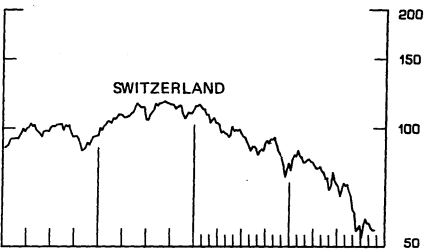
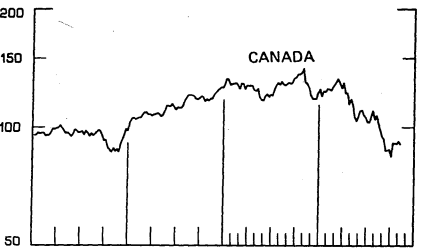
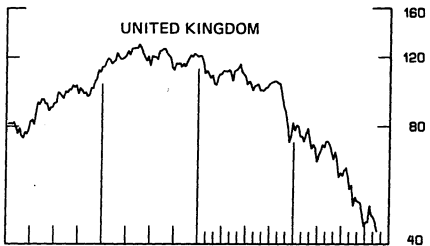
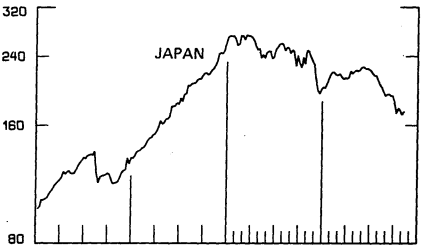
12

Chart 10
INDUSTRIAL STOCK INDEXES
WEEKLY SERIES

RATIO SCALE
1969=100



RATIO SCALE
1969=100



1972

1974

1972

1974

SERIES NAME

LAST VALUE PLOTTED
DATE VALUE

CHART 1. SPOT EXCHANGE RATES

| | | |
|-------------------------------|--------|--------|
| U.S. DOLLAR, WEIGHTED AVERAGE | DEC. 4 | 83.05 |
| JAPANESE YEN | DEC. 4 | 119.96 |
| GERMAN MARK | DEC. 4 | 147.14 |
| DUTCH GUILDER | DEC. 4 | 140.57 |
| U.K. POUND | DEC. 4 | 96.89 |
| CANADIAN DOLLAR | DEC. 4 | 109.43 |
| FRENCH FRANC | DEC. 4 | 119.93 |
| SWISS FRANC | DEC. 4 | 161.14 |
| BELGIAN FRANC | DEC. 4 | 133.86 |
| ITALIAN LIRA | DEC. 4 | 93.80 |

CHART 2. 3-MONTH FORWARD EXCHANGE RATES

| | | |
|-----------------|--------|--------|
| CANADIAN DOLLAR | DEC. 4 | 0.01 |
| U.K. POUND | DEC. 4 | -4.59 |
| GERMAN MARK | DEC. 4 | 2.35 |
| FRENCH FRANC | DEC. 4 | -10.44 |
| SWISS FRANC | DEC. 4 | 1.01 |
| DUTCH GUILDER | DEC. 4 | 2.42 |
| JAPANESE YEN | DEC. 4 | -2.82 |

CHART 3. GOLD PRICE IN LONDON

| | | |
|----------------------------|--------|--------|
| U.S. DOLLAR PER FINE OUNCE | DEC. 4 | 181.85 |
|----------------------------|--------|--------|

CHART 4. CALL MONEY RATES

| | | |
|-------------------------------------|---------|-------|
| U.S. FEDERAL FUNDS | DEC. 4 | 9.02 |
| OVERNIGHT EURO-DOLLAR DEPOSITS | DEC. 4 | 9.34 |
| U.K. 2-DAY LOCAL AUTHORITY DEPOSITS | NOV. 29 | 12.00 |
| CANADA | NOV. 22 | 7.70 |
| GERMANY | NOV. 29 | 8.00 |
| EURO-DM | NOV. 29 | 8.79 |
| JAPAN | NOV. 22 | 13.00 |
| FRANCE | NOV. 29 | 12.00 |
| NETHERLANDS | NOV. 22 | 7.00 |
| EURO-SWISS FRANC | NOV. 29 | 3.38 |

CHART 5. 3-MONTH INTEREST RATES

| | | |
|--------------------------------|----------|-------|
| U.S. CD'S (60-89 DAYS) | DEC. 4 | 9.15 |
| GERMAN INTERBANK LOAN | DEC. 4 | 8.63 |
| JAPANESE COMPOSITE LOAN | SEPT. 27 | 9.26 |
| EURO-DOLLAR DEPOSIT | DEC. 4 | 10.81 |
| CANADIAN FINANCE COMPANY PAPER | DEC. 4 | 10.53 |
| INTERBANK STERLING | DEC. 4 | 12.64 |
| SWISS DEPOSIT | OCT. 9 | 7.00 |

14

SERIES NAME

LAST VALUE PLOTTED
DATE VALUE

CHART 6. EURO-DOLLAR DEPOSIT RATES: LONDON

| | | |
|-----------|--------|-------|
| OVERNIGHT | DEC. 4 | 9.34 |
| 7-DAY | DEC. 4 | 9.48 |
| 1-MONTH | DEC. 4 | 10.81 |
| 3-MONTH | DEC. 4 | 10.81 |
| 6-MONTH | DEC. 4 | 10.80 |
| 1-YEAR | DEC. 4 | 9.94 |

CHART 7. SELECTED EURO-DOLLAR AND U.S. MONEY MARKET RATES

| | | |
|--|--------|-------|
| OVERNIGHT EURO-DOLLAR DEPOSITS | DEC. 4 | 9.34 |
| U.S. FEDERAL FUNDS | DEC. 4 | 9.02 |
| DIFFERENTIAL ADJ. FOR RESERVE REQUIREMENTS | DEC. 4 | 1.13 |
| 3-MONTH EURO-DOLLAR DEPOSIT RATE | DEC. 4 | 10.81 |
| U.S. CD'S (60-89 DAYS) | DEC. 4 | 9.15 |
| DIFFERENTIAL ADJ. FOR RESERVE REQUIREMENTS | DEC. 4 | 2.02 |

CHART 8. INTEREST ARBITRAGE, 3-MONTH FUNDS

| | | |
|--------------------------------------|--------|--------|
| EURO-DOLLAR DEPOSIT | DEC. 4 | 10.81 |
| INTERBANK STERLING (LONDON), COVERED | DEC. 4 | 8.05 |
| DIFFERENTIAL | DEC. 4 | 2.76 |
| U.S. COMMERCIAL PAPER | DEC. 4 | 9.22 |
| CANADIAN FINANCE CO. PAPER, COVERED | DEC. 4 | 10.54 |
| DIFFERENTIAL | DEC. 4 | -1.32 |
| EURO-DOLLAR DEPOSIT | DEC. 4 | 10.81 |
| INTERBANK DM (FRANKFURT), COVERED | DEC. 4 | 10.98 |
| DIFFERENTIAL | DEC. 4 | -0.17 |
| EURO-DOLLAR DEPOSIT | OCT. 9 | 11.638 |
| SWISS DEPOSIT (SF), COVERED | OCT. 9 | 8.494 |
| DIFFERENTIAL | OCT. 9 | 3.144 |

SERIES NAME

LAST VALUE PLOTTED
DATE VALUE

CHART 9. LONG TERM GOVERNMENT BOND YIELDS

| | | |
|-----------------|---------|-------|
| UNITED STATES | NOV. 29 | 7.63 |
| GERMANY | NOV. 22 | 10.30 |
| JAPAN (MONTHLY) | NOV. 1 | 10.88 |
| SWITZERLAND | NOV. 8 | 7.31 |
| CANADA | NOV. 22 | 8.81 |
| FRANCE | NOV. 8 | 10.00 |
| NETHERLANDS | NOV. 22 | 8.68 |
| UNITED KINGDOM | NOV. 22 | 17.09 |

U.S. CORPORATE

| | | |
|-------------------|---------|-------|
| AAA BONDS | OCT. 25 | 9.27 |
| EURO-DM BONDS | OCT. 25 | 9.67 |
| EURO-DOLLAR BONDS | OCT. 25 | 10.10 |

CHART 10. INDUSTRIAL STOCK INDEXES

| | | |
|----------------|---------|--------|
| UNITED STATES | NOV. 29 | 72.51 |
| JAPAN | NOV. 15 | 179.60 |
| CANADA | NOV. 15 | 87.74 |
| FRANCE | OCT. 11 | 81.60 |
| UNITED KINGDOM | NOV. 22 | 40.02 |
| SWITZERLAND | NOV. 29 | 55.27 |
| GERMANY | NOV. 22 | 72.76 |



FEDERAL RESERVE statistical release

H.10

DECEMBER 6, 1974

FOREIGN EXCHANGE RATES

FOR THE WEEK ENDING DECEMBER 6, 1974

The Board of Governors of the Federal Reserve System is advised that the Federal Reserve Bank of New York has certified for customs purposes the following noon buying rate in New York City for cable transfers payable in foreign currencies:

| COUNTRY | MONETARY UNIT | (RATE U.S. CENTS) | | | | |
|----------------|---------------|-------------------|----------|----------|----------|----------|
| | | DEC. 2 | DEC. 3 | DEC. 4 | DEC. 5 | DEC. 6 |
| AUSTRALIA | DOLLAR | 131.4000 | 131.2500 | 131.2500 | 131.4700 | 131.4000 |
| AUSTRIA | SCHILLING | 5.58000 | 5.58000 | 5.62000 | 5.65000 | 5.66000 |
| BELGIUM | FRANC | 2.67300 | 2.66650 | 2.68500 | 2.69000 | 2.68750 |
| CANADA | DOLLAR | 101.1650 | 101.0700 | 101.3700 | 101.2700 | 101.2400 |
| DENMARK | KRONE | 17.1000 | 17.0900 | 17.1100 | 17.0000 | 16.9600 |
| FINLAND | MARKKA | 27.1800 | 27.1100 | 27.2000 | 27.2600 | 27.3500 |
| FRANCE | FRANC | 21.5500 | 21.6200 | 21.6300 | 21.6600 | 21.6700 |
| GERMANY | D. MARK | 40.0200 | 40.0000 | 40.3500 | 40.5000 | 40.3000 |
| INDIA | RUPEE | 12.4000 | 12.4000 | 12.4000 | 12.4000 | 12.3500 |
| IRELAND | POUND | 232.4500 | 232.3500 | 232.7500 | 232.9000 | 232.9700 |
| ITALY | LIRA | 0.14990 | 0.14980 | 0.15030 | 0.15030 | 0.15050 |
| JAPAN | YEN | 0.33290 | 0.33330 | 0.33360 | 0.33330 | 0.33340 |
| MALAYSIA | DOLLAR | 42.5400 | 42.1000 | 41.9100 | 41.9200 | 41.9000 |
| MEXICO | PESO | 8.0000 | 8.0000 | 8.0000 | 8.0000 | 8.0000 |
| NETHERLANDS | GUILDER | 38.6900 | 38.7300 | 38.9400 | 39.0200 | 38.9400 |
| NEW ZEALAND | DOLLAR | 130.5000 | 130.2000 | 130.2500 | 130.3100 | 130.4400 |
| NORWAY | KRONE | 18.5200 | 18.9400 | 18.5800 | 18.6700 | 18.6100 |
| PORTUGAL | ESCUDO | 4.0200 | 4.0000 | 4.0300 | 4.0300 | 4.0300 |
| SOUTH AFRICA | RAND | 144.7500 | 144.7500 | 144.7500 | 144.7500 | 144.7500 |
| SPAIN | PESETA | 1.7575 | 1.7560 | 1.7610 | 1.7615 | 1.7630 |
| SRI LANKA | RUPEE | 14.9000 | 14.9000 | 14.9000 | 14.9000 | 14.9000 |
| SWEDEN | KRONA | 23.3200 | 23.4300 | 23.5300 | 23.5300 | 23.4700 |
| SWITZERLAND | FRANC | 36.4500 | 36.7500 | 37.3300 | 37.7200 | 37.5000 |
| UNITED KINGDOM | POUND | 232.4500 | 232.3500 | 232.7500 | 232.9000 | 232.9700 |

16