


Suzmero

26

H.13



Selected Interest & Exchange Rates

Weekly Series of Charts

DECEMBER 2, 1974

Prepared by the
**FINANCIAL MARKETS
 SECTION**

**DIVISION OF
 INTERNATIONAL FINANCE**

**BOARD OF GOVERNORS
 FEDERAL RESERVE SYSTEM**
 Washington, D.C. 20551

Table of Contents

CHARTS

1. SPOT EXCHANGE RATE INDEXES
2. 3-MONTH FORWARD EXCHANGE RATES
3. GOLD PRICE--LONDON
4. CALL MONEY RATES
5. 3-MONTH INTEREST RATES
6. EURO-DOLLAR DEPOSIT RATES
7. SELECTED EURO-DOLLAR AND U.S. MONEY MARKET RATES
8. INTEREST ARBITRAGE: 3-MONTH FUNDS
9. LONG-TERM GOVERNMENT BOND YIELDS
10. INDUSTRIAL STOCK INDEXES

TABLES

1. LATEST FIGURES PLOTTED
2. DAILY CERTIFIED SPOT EXCHANGE RATES--H.10 RELEASE

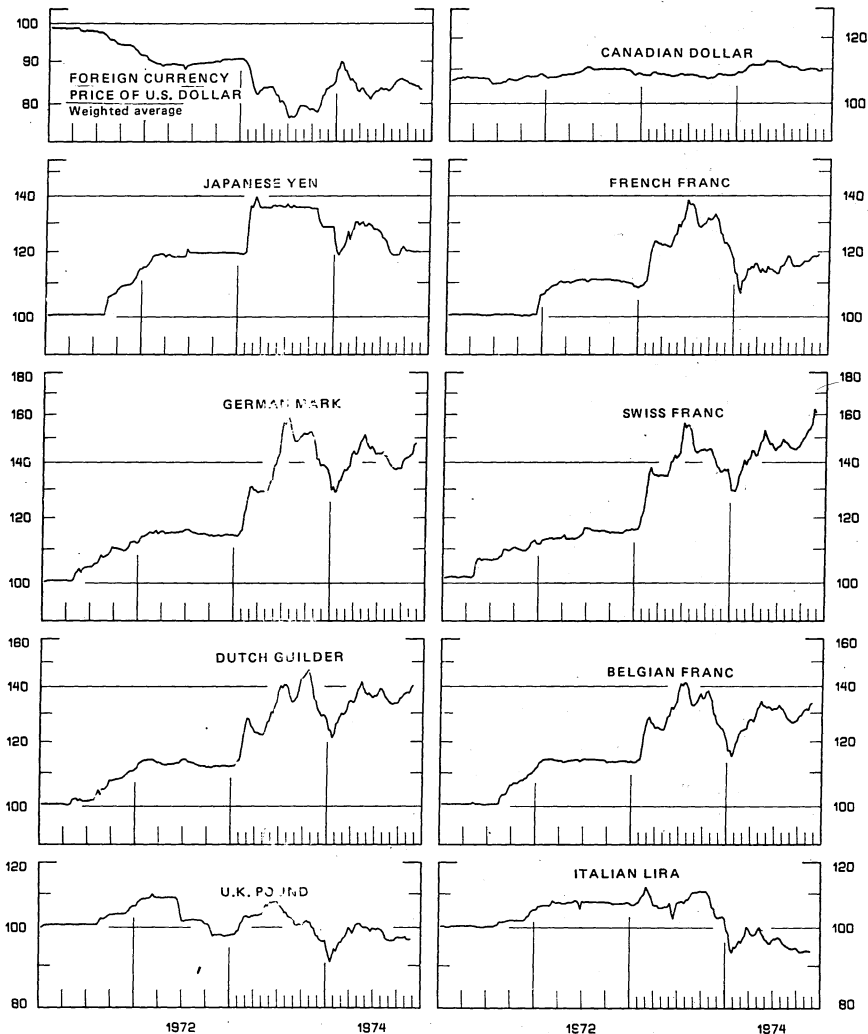
SPOT EXCHANGE RATES

INDEXES OF DOLLAR PRICES OF FOREIGN CURRENCIES

AVERAGES FOR WEEK ENDING WEDNESDAY

RATIO SCALE
MAY 1970 PARITY=100

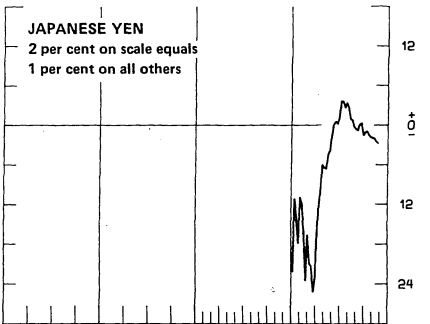
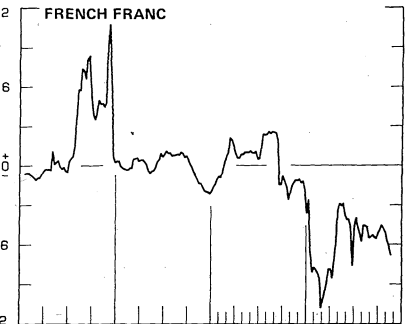
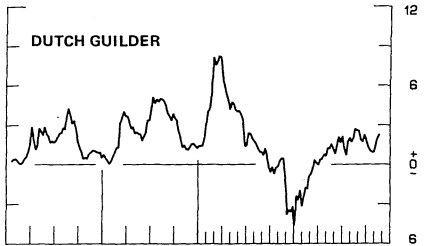
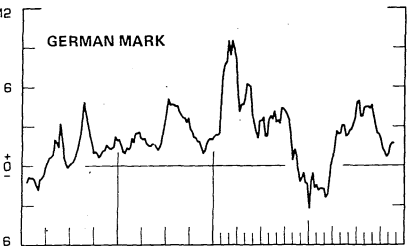
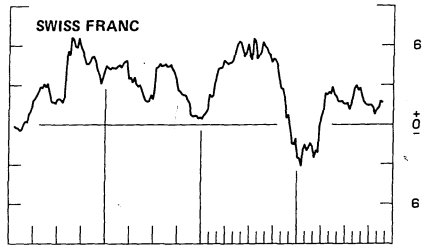
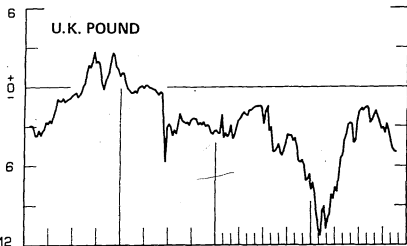
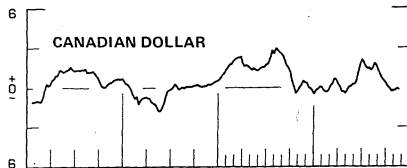
RATIO SCALE
MAY 1970 PARITY=100



4

Chart 2
3-MONTH FORWARD EXCHANGE RATES
 PREMIUM (+), OR DISCOUNT (-)
 AVERAGES FOR WEEK ENDING WEDNESDAY

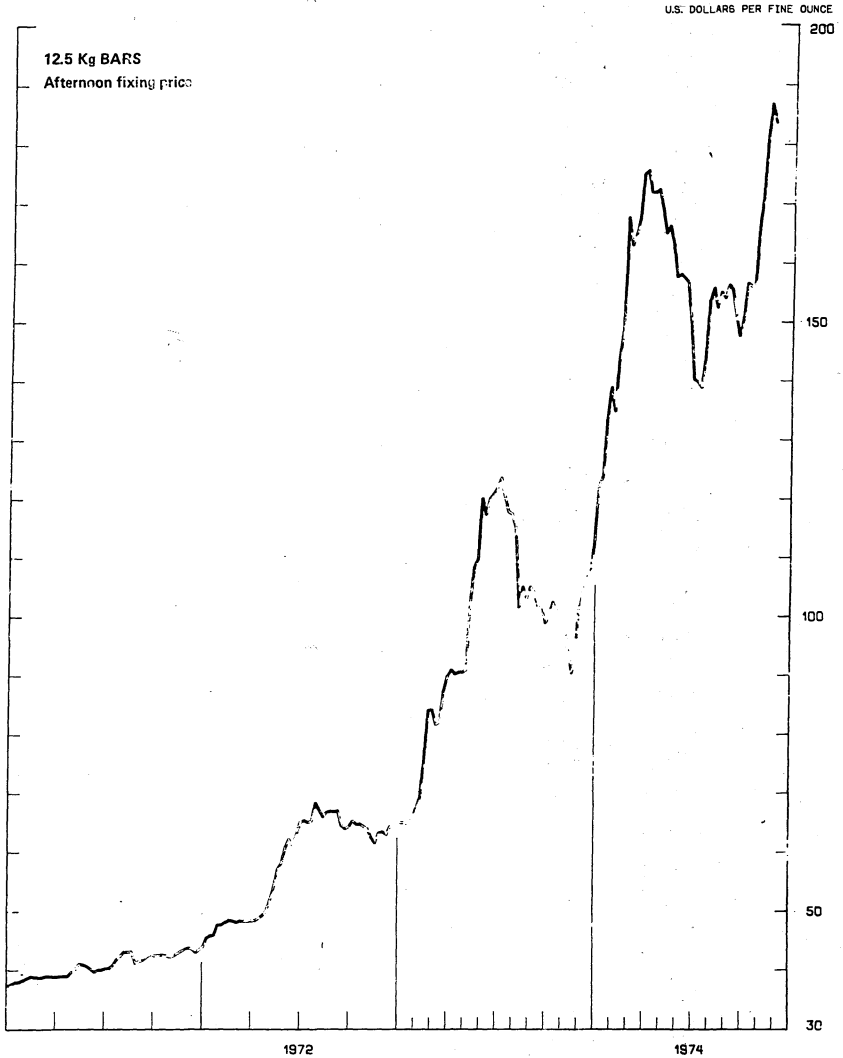
PER CENT PER ANNUM



5

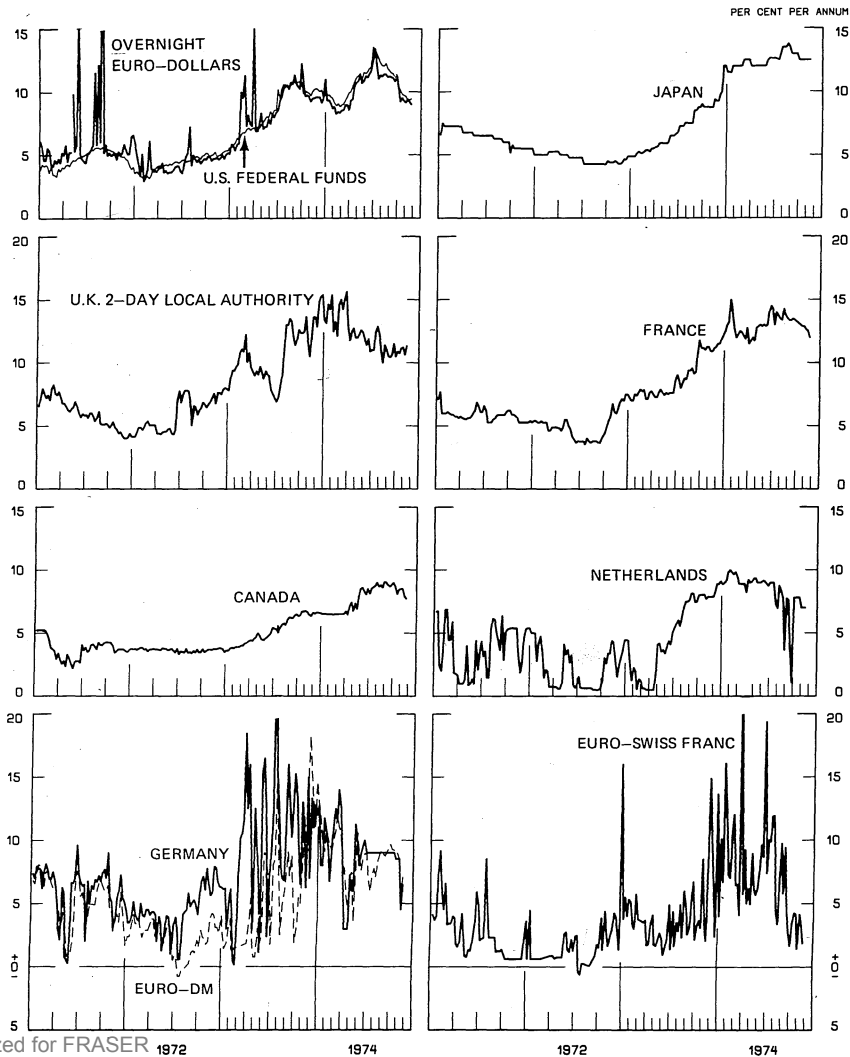
PRICE OF GOLD IN LONDON

AVERAGES FOR WEEK ENDING WEDNESDAY



6

Chart 4
CALL MONEY RATES
WEEKLY SERIES



8

PER CENT PER ANNUM

Chart 6
EURO-DOLLAR DEPOSIT RATES—London
AVERAGES FOR WEEK ENDING WEDNESDAY

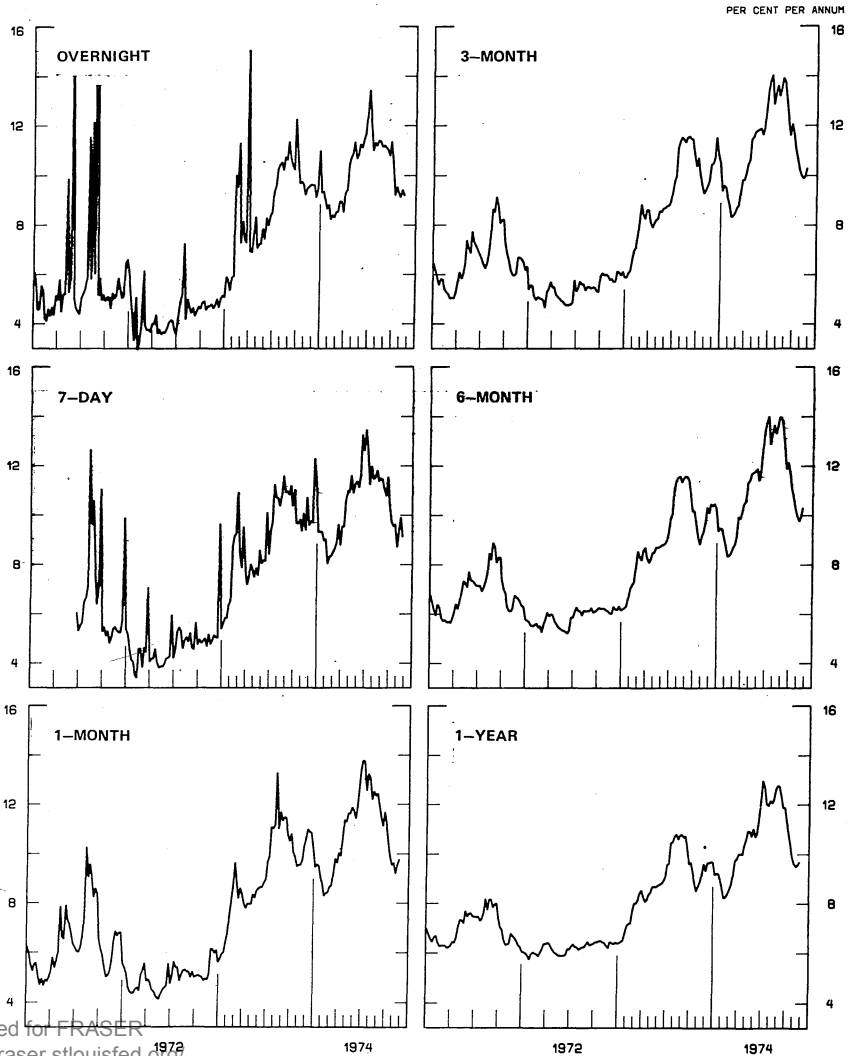
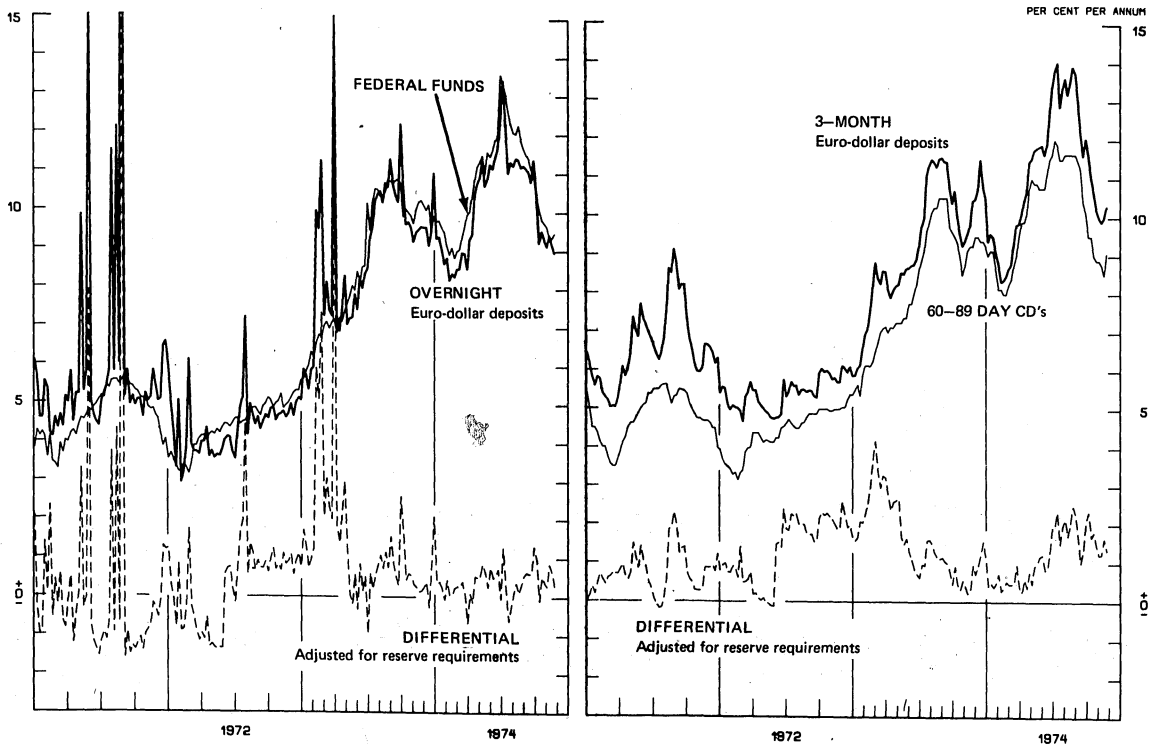


Chart 7
SELECTED EURO-DOLLAR AND U.S. MONEY MARKET RATES
 AVERAGES FOR WEEK ENDING WEDNESDAY



Favors Borrowing in U.S. if Positive

+

9

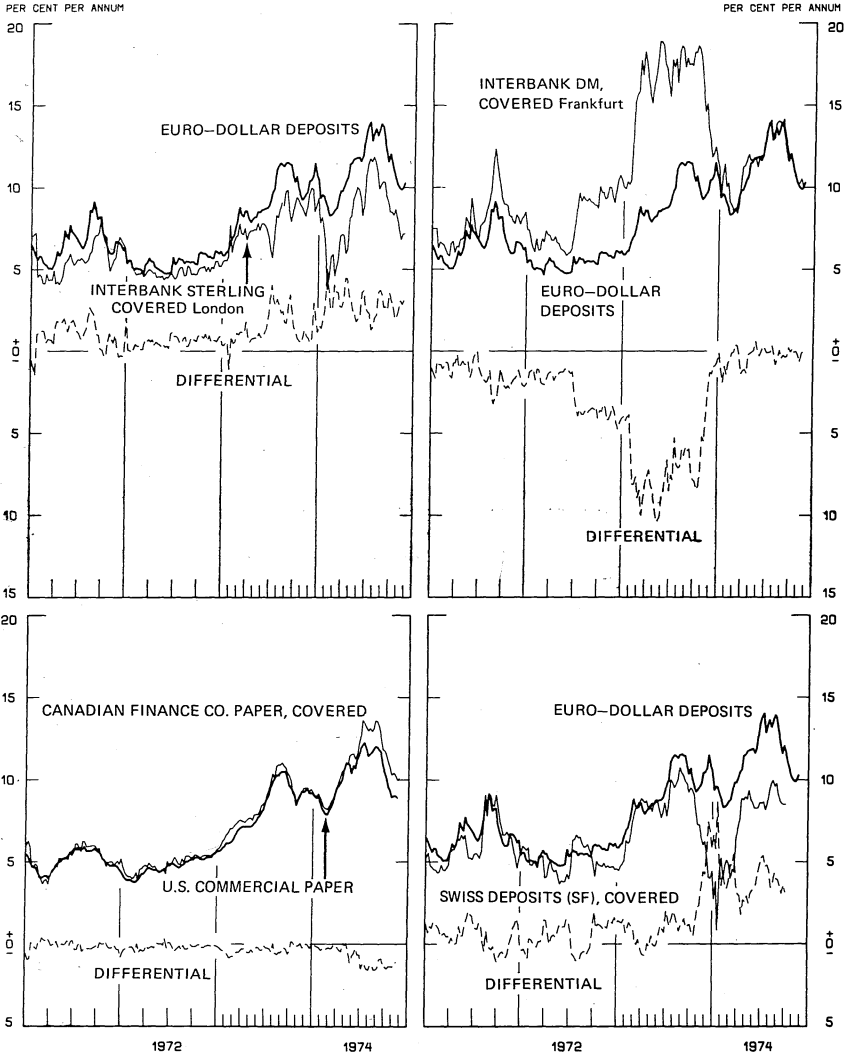
10

Chart 8

INTEREST ARBITRAGE: 3-MONTH FUNDS

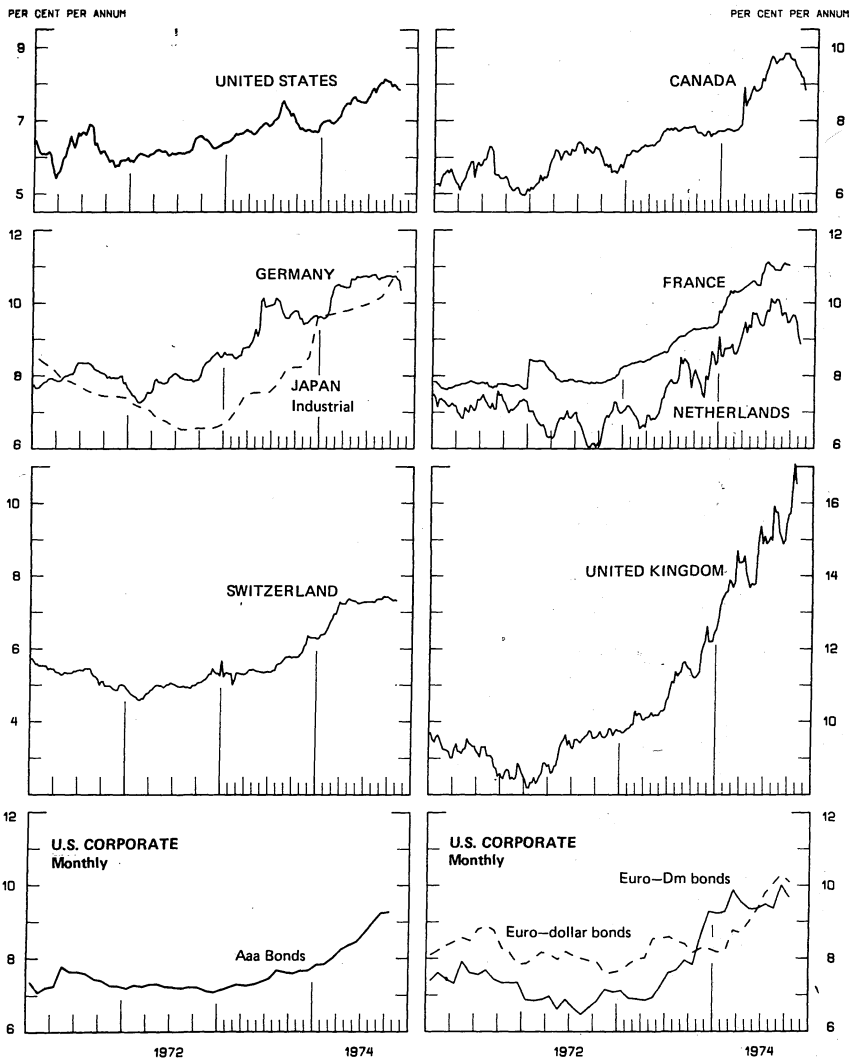
AVERAGES FOR WEEK ENDING WEDNESDAY

DIFFERENTIAL: PLUS (+), INDICATES FAVOR DOLLAR ASSETS



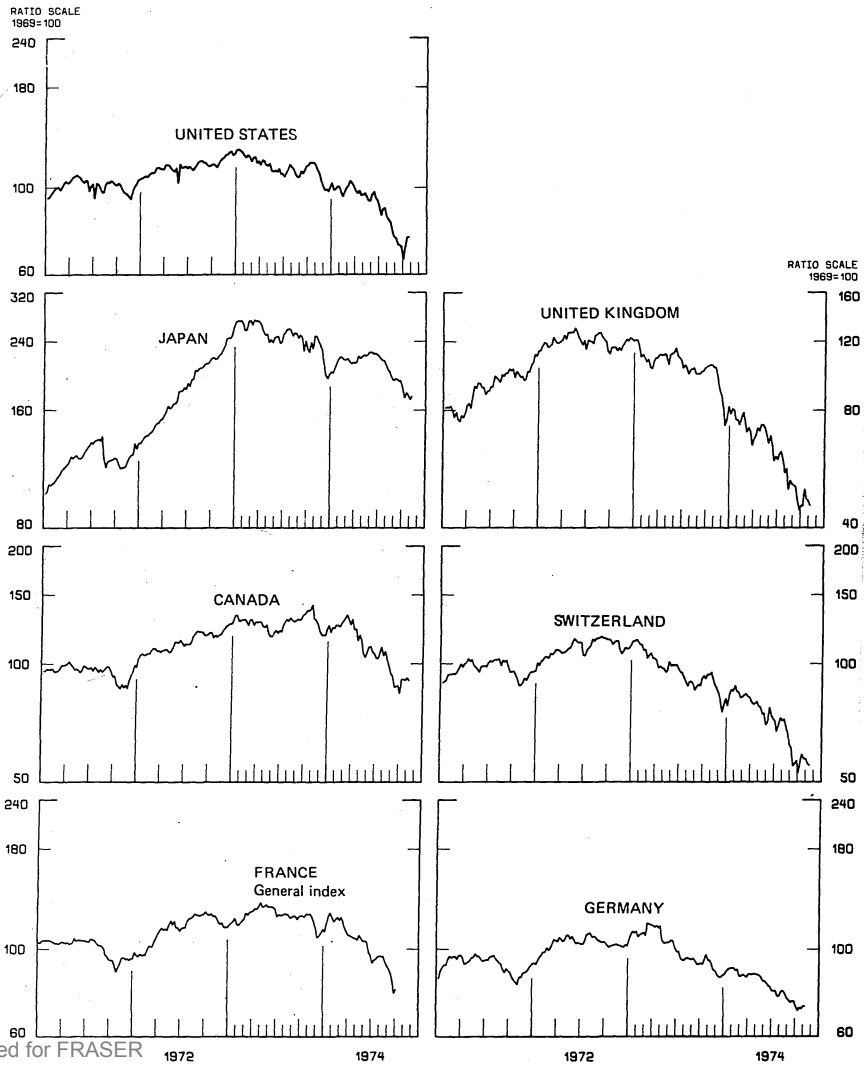
11

Chart 9
LONG-TERM GOVERNMENT BOND YIELDS
 WEEKLY SERIES



12

Chart 10 INDUSTRIAL STOCK INDEXES WEEKLY SERIES



SERIES NAME

LAST VALUE PLOTTED
DATE VALUE

13

CHART 1. SPOT EXCHANGE RATES

U.S. DOLLAR, WEIGHTED AVERAGE	NOV. 27	83.155
JAPANESE YEN	NOV. 27	120.011
GERMAN MARK	NOV. 27	147.788
DUTCH GUILDER	NOV. 27	140.388
U.K. POUND	NOV. 27	96.777
CANADIAN DOLLAR	NOV. 27	109.500
FRENCH FRANC	NOV. 27	119.222
SWISS FRANC	NOV. 27	160.944
BELGIAN FRANC	NOV. 27	133.722
ITALIAN LIRA	NOV. 27	93.511

CHART 2. 3-MONTH FORWARD EXCHANGE RATES

CANADIAN DOLLAR	NOV. 27	-0.199
U.K. POUND	NOV. 27	-4.988
GERMAN MARK	NOV. 27	1.755
FRENCH FRANC	NOV. 27	-6.800
SWISS FRANC	NOV. 27	1.688
DUTCH GUILDER	NOV. 27	2.288
JAPANESE YEN	NOV. 27	-2.766

CHART 3. GOLD PRICE IN LONDON

U.S. DOLLAR PER FINE OUNCE	NOV. 27	183.700
----------------------------	---------	---------

CHART 4. CALL MONEY RATES

U.S. FEDERAL FUNDS	NOV. 27	9.466
OVERNIGHT EURO-DOLLAR DEPOSITS	NOV. 27	8.977
U.K. 2-DAY LOCAL AUTHORITY DEPOSITS	NOV. 15	11.311
CANADA	NOV. 22	7.700
GERMANY	NOV. 22	6.500
EURO-DM	NOV. 22	7.088
JAPAN	NOV. 15	12.500
FRANCE	NOV. 22	12.000
NETHERLANDS	NOV. 15	7.000
EURO-SWISS FRANC	NOV. 22	1.855

CHART 5. 3-MONTH INTEREST RATES

U.S. CD'S (60-89 DAYS)	NOV. 27	9.066
GERMAN INTERBANK LOAN	NOV. 27	8.577
JAPANESE COMPOSIT LOAN	SEPT. 27	9.266
EURO-DOLLAR DEPOSIT	NOV. 27	10.299
CANADIAN FINANCE COMPANY PAPER	NOV. 27	10.277
INTERBANK STERLING	NOV. 27	12.166
SWISS DEPOSIT	OCT. 9	7.000

SERIES NAME

LAST VALUE PLOTTED
DATE VALUE

CHART 6. EURO-DOLLAR DEPOSIT RATES: LONDON

OVERNIGHT	NOV. 27	8.977
7-DAY	NOV. 27	9.133
1-MONTH	NOV. 27	9.766
3-MONTH	NOV. 27	10.299
6-MONTH	NOV. 27	10.299
1-YEAR	NOV. 27	9.688

CHART 7. SELECTED EURO-DOLLAR AND U.S. MONEY MARKET RATES

OVERNIGHT EURO-DOLLAR DEPOSITS	NOV. 27	8.977
U.S. FEDERAL FUNDS	NOV. 27	9.466
DIFFERENTIAL ADJ. FOR RESERVE REQUIREMENTS	NOV. 27	0.299
3-MONTH EURO-DOLLAR DEPOSIT RATE	NOV. 27	10.299
U.S. CD'S (60-89 DAYS)	NOV. 27	9.066
DIFFERENTIAL ADJ. FOR RESERVE REQUIREMENTS	NOV. 27	1.333

CHART 8. INTEREST ARBITRAGE, 3-MONTH FUNDS

EURO-DOLLAR DEPOSIT	NOV. 27	10.299
INTERBANK STERLING (LONDON), COVERED	NOV. 27	7.199
DIFFERENTIAL	NOV. 27	3.100
U.S. COMMERCIAL PAPER	NOV. 27	8.933
CANADIAN FINANCE CO. PAPER, COVERED	NOV. 27	10.099
DIFFERENTIAL	NOV. 27	-1.166
EURO-DOLLAR DEPOSIT	NOV. 27	10.299
INTERBANK DM (FRANKFURT), COVERED	NOV. 27	10.322
DIFFERENTIAL	NOV. 27	-0.033
EURO-DOLLAR DEPOSIT	OCT. 9	11.640
SWISS DEPOSIT (SF), COVERED	OCT. 9	8.540
DIFFERENTIAL	OCT. 9	3.100

SERIES NAME

LAST VALUE PLOTTED
DATE VALUE

CHART 9. LONG TERM GOVERNMENT BOND YIELDS

UNITED STATES	NOV. 22	7.711
GERMANY	NOV. 15	10.355
JAPAN (MONTHLY)	NOV. 1	10.888
SWITZERLAND	NOV. 8	7.311
CANADA	NOV. 22	8.811
FRANCE	OCT. 4	11.000
NETHERLANDS	NOV. 15	8.888
UNITED KINGDOM	NOV. 8	16.522

U.S. CORPORATE

AAA BONDS	OCT. 25	9.277
EURO-DM BONDS	OCT. 25	9.677
EURO-DOLLAR BONDS	OCT. 25	10.100

CHART 10. INDUSTRIAL STOCK INDEXES

UNITED STATES	NOV. 1	76.311
JAPAN	NOV. 15	179.600
CANADA	NOV. 15	87.744
FRANCE	OCT. 11	81.600
UNITED KINGDOM	NOV. 15	43.099
SWITZERLAND	NOV. 22	55.122
GERMANY	NOV. 15	72.699



FEDERAL RESERVE

statistical release

H.10

NOVEMBER 29, 1974

FOREIGN EXCHANGE RATES

FOR THE WEEK ENDING NOVEMBER 29, 1974

The Board of Governors of the Federal Reserve System is advised that the Federal Reserve Bank of New York has certified for customs purposes the following noon buying rate in New York City for cable transfers payable in foreign currencies:

COUNTRY	MONETARY UNIT	(RATE U.S. CENTS)				
		NOV. 25	NOV. 26	NOV. 27	NOV. 28	NOV. 29
AUSTRALIA	DOLLAR	131.5000	131.5000	131.4000		131.4000
AUSTRIA	SCHILLING	5.64000	5.65000	5.65000		5.63000
BELGIUM	FRANC	2.68400	2.68800	2.68900	H	2.68400
CANADA	DOLLAR	101.3000	101.2600	101.3400		101.2800
DENMARK	KRONE	17.2000	17.2800	17.1700		17.2300
FINLAND	MARKKA	27.0800	27.2400	27.1500	D	27.1800
FRANCE	FRANC	21.4500	21.5700	21.6500		21.5700
GERMANY	D. MARK	40.6800	40.7500	40.5900		40.4400
INDIA	RUPEE	12.4000	12.4000	12.4000	L	12.4000
IRELAND	POUND	232.2200	232.4500	232.4700		232.5500
ITALY	LIRA	0.14940	0.15020	0.15030		0.15030
JAPAN	YEN	0.33310	0.33320	0.33350	I	0.33300
MALAYSIA	DOLLAR	42.9500	43.0500	42.8500		42.6000
MEXICO	PESO	8.0000	8.0000	8.0000		8.0000
NETHERLANDS	GUILDER	38.9100	38.8300	38.8700	D	38.9600
NEW ZEALAND	DOLLAR	130.5000	130.5000	130.5000		130.5000
NORWAY	KRONE	18.6100	18.6800	18.6000		18.6200
PORTUGAL	ESCUDO	4.0100	4.0400	4.0400	A	4.0400
SOUTH AFRICA	RAND	144.7500	144.7500	144.7500		144.7500
SPAIN	PESETA	1.7575	1.7635	1.7620		1.7615
SRI LANKA (1)	RUPEE	14.9000	14.9000	14.9000	Y	14.9000
SWEDEN	KRONA	23.3700	23.4400	23.3400		23.4500
SWITZERLAND	FRANC	37.2000	37.5500	37.2500		36.8700
UNITED KINGDOM	POUND	232.2200	232.4500	232.4700		232.5500

(1) SRI LANKA PREVIOUSLY KNOWN AS CEYLON

16