

# Selected Interest & Exchange Rates

## Weekly Series of Charts

DATE NOVEMBER 25, 1974

Prepared by the  
FINANCIAL MARKETS  
SECTION

DIVISION OF  
INTERNATIONAL FINANCE

BOARD OF GOVERNORS  
FEDERAL RESERVE SYSTEM  
Washington, D.C. 20551

---

# Table of Contents

## CHARTS

1. SPOT EXCHANGE RATE INDEXES
2. 3-MONTH FORWARD EXCHANGE RATES
3. GOLD PRICE-LONDON
4. CALL MONEY RATES
5. 3-MONTH INTEREST RATES
6. EURO-DOLLAR DEPOSIT RATES
7. SELECTED EURO-DOLLAR AND U.S. MONEY MARKET RATES
8. INTEREST ARBITRAGE: 3-MONTH FUNDS
9. LONG-TERM GOVERNMENT BOND YIELDS
10. INDUSTRIAL STOCK INDEXES

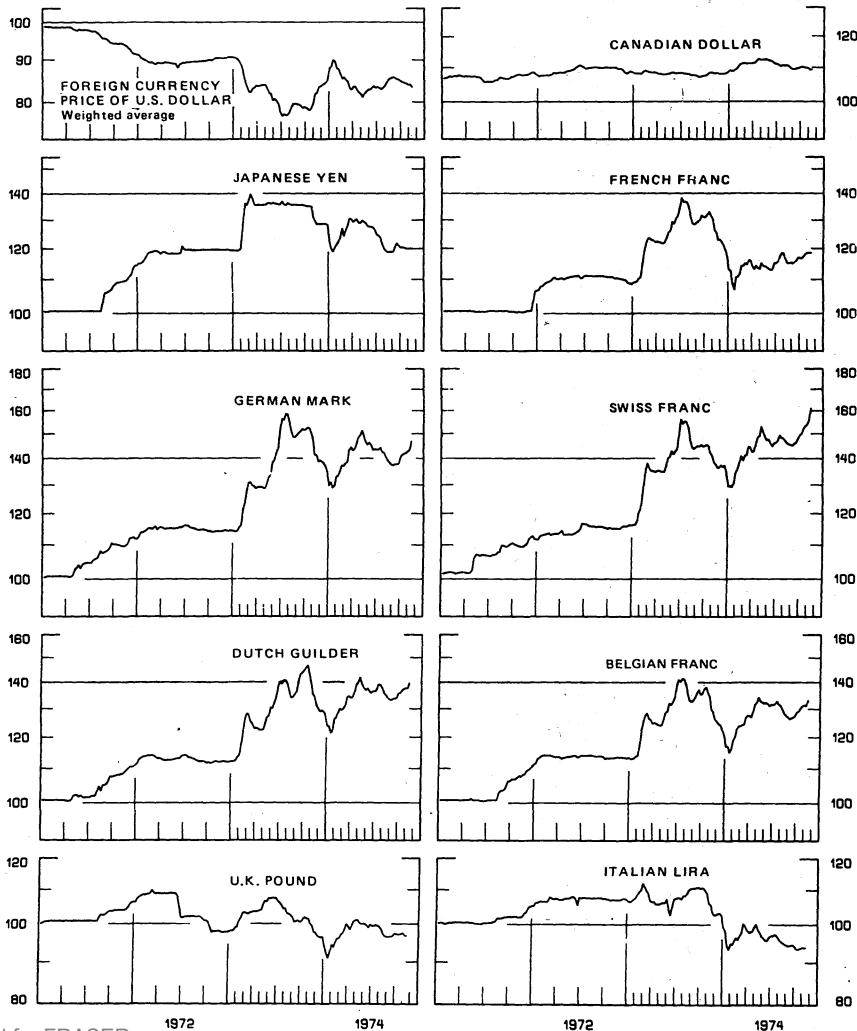
## TABLES

1. LATEST FIGURES PLOTTED
2. DAILY CERTIFIED SPOT EXCHANGE RATES-H.10 RELEASE

Chart 1  
**SPOT EXCHANGE RATES**  
 INDEXES OF DOLLAR PRICES OF FOREIGN CURRENCIES  
 AVERAGES FOR WEEK ENDING WEDNESDAY

RATIO SCALE  
 MAY 1970 PARITY=100

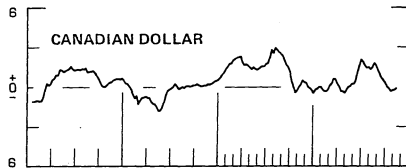
RATIO SCALE  
 MAY 1970 PARITY=100



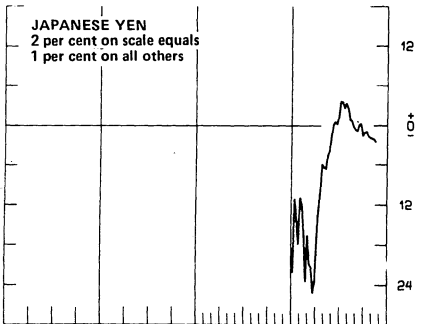
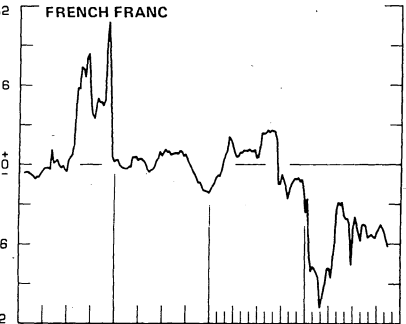
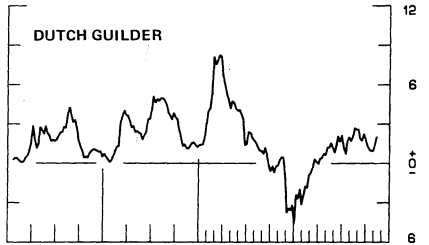
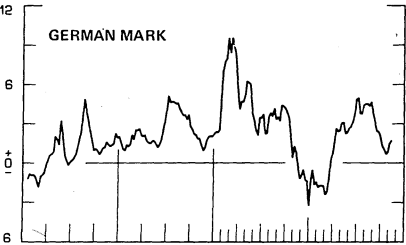
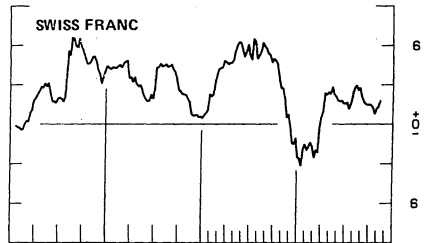
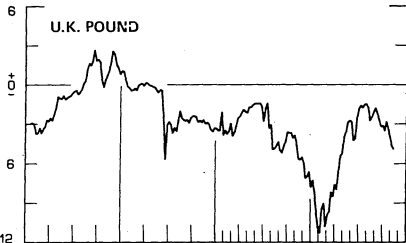
4

Chart 2  
**3-MONTH FORWARD EXCHANGE RATES**  
PREMIUM (+), OR DISCOUNT (-)  
AVERAGES FOR WEEK ENDING WEDNESDAY

PER CENT PER ANNUM



PER CENT PER ANNUM



1972

1974

1972

1974

Chart 3  
**PRICE OF GOLD IN LONDON**  
AVERAGES FOR WEEK ENDING WEDNESDAY

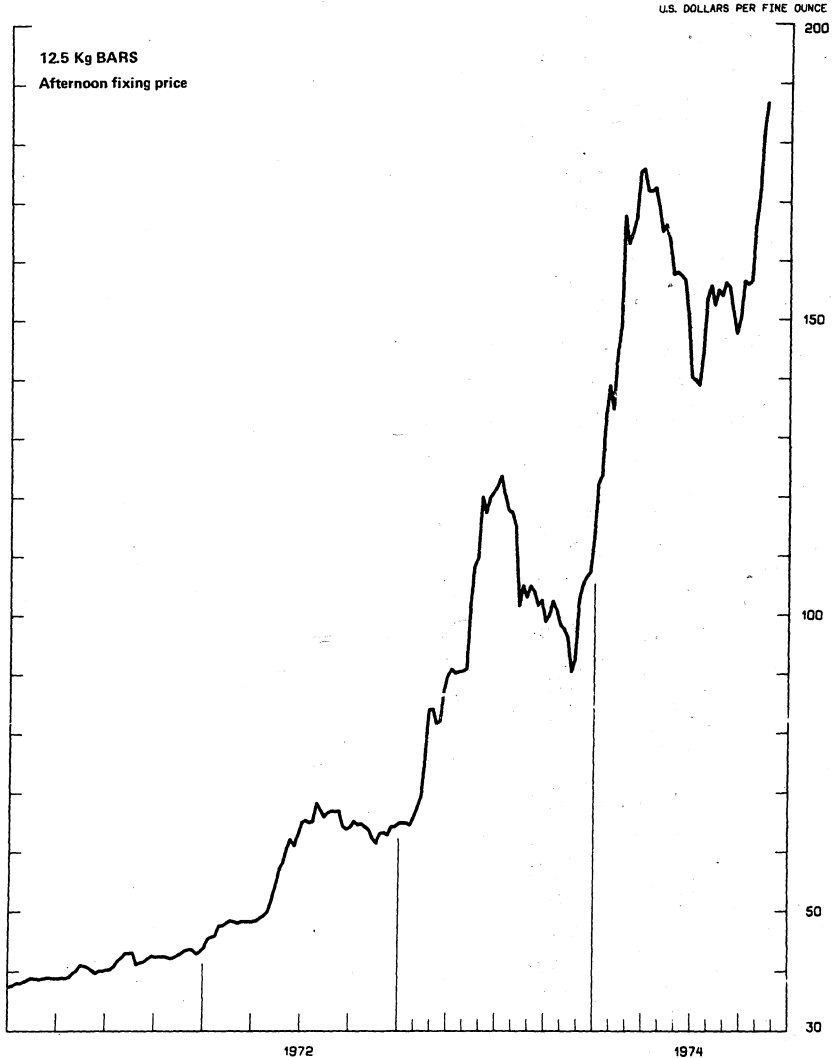


Chart 4

# CALL MONEY RATES

WEEKLY SERIES

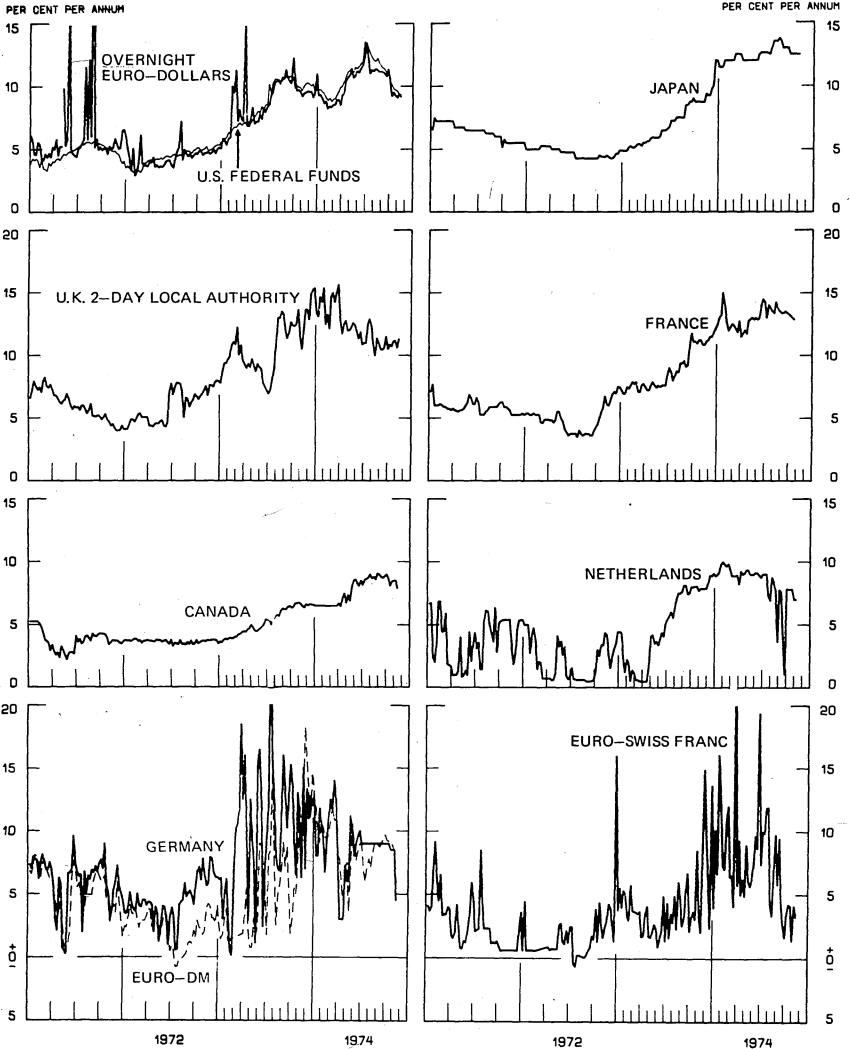
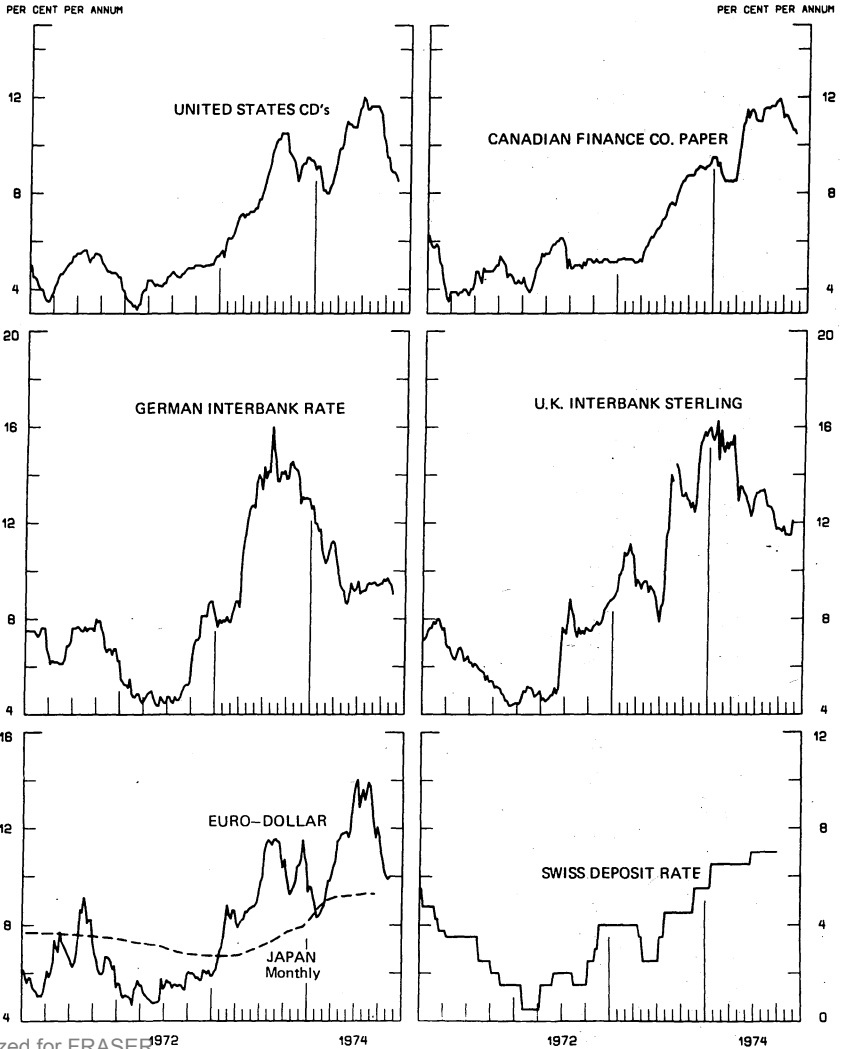


Chart 5  
**3-MONTH INTEREST RATES**  
WEEKLY SERIES



8

Chart 6  
**EURO-DOLLAR DEPOSIT RATES London**  
AVERAGES FOR WEEK ENDING WEDNESDAY

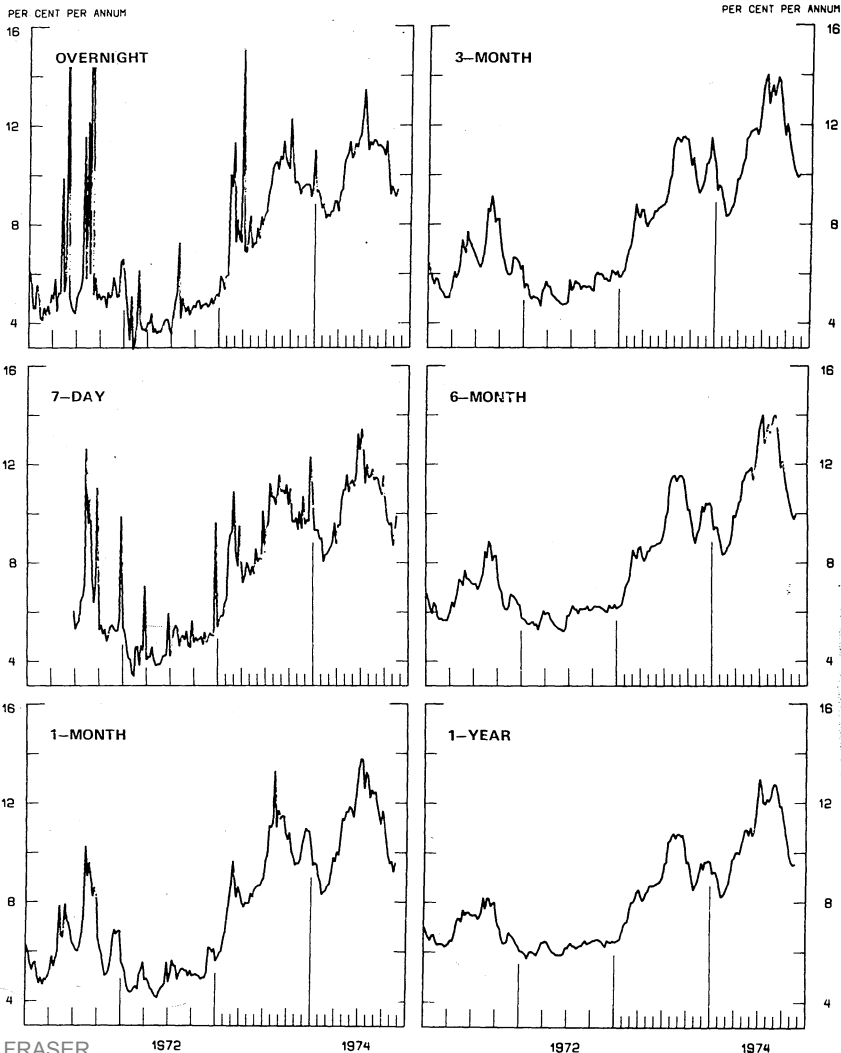
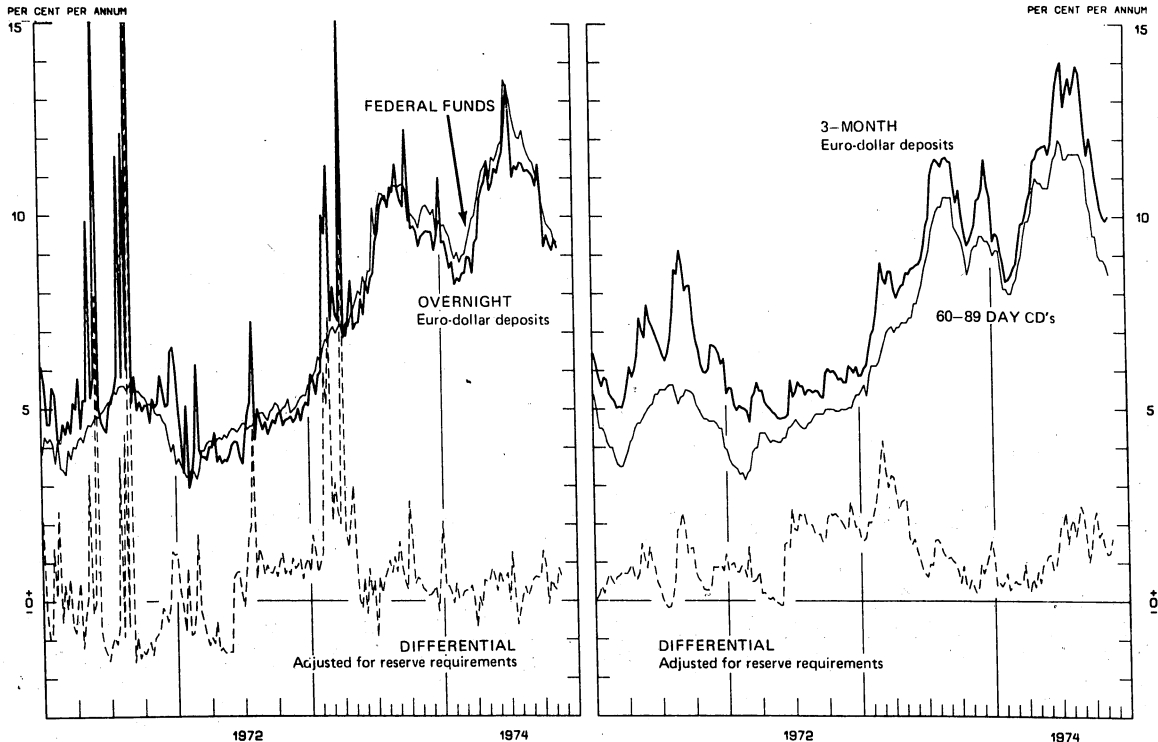




Chart 7  
**SELECTED EURO-DOLLAR AND U.S. MONEY MARKET RATES**  
 AVERAGES FOR WEEK ENDING WEDNESDAY



Favors Borrowing in U.S. if Positive

Chart 8  
**INTEREST ARBITRAGE: 3-MONTH FUNDS**

AVERAGES FOR WEEK ENDING WEDNESDAY

DIFFERENTIAL: PLUS (+), INDICATES FAVOR DOLLAR ASSETS

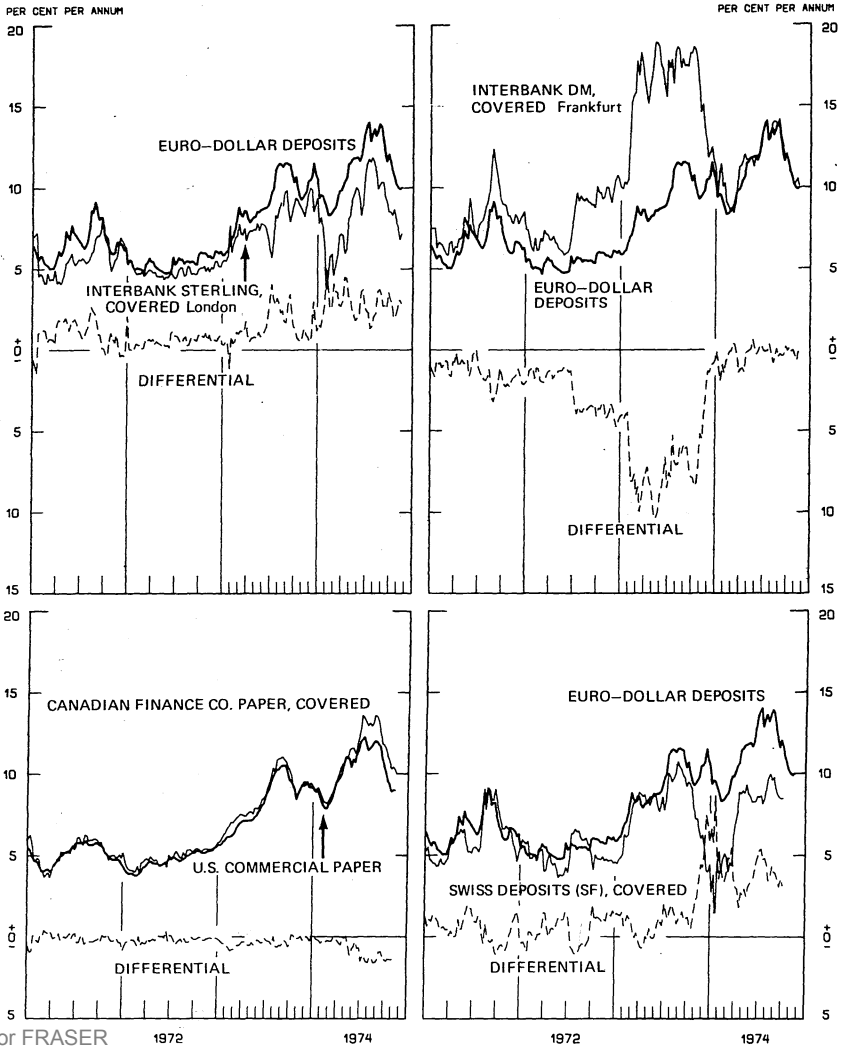
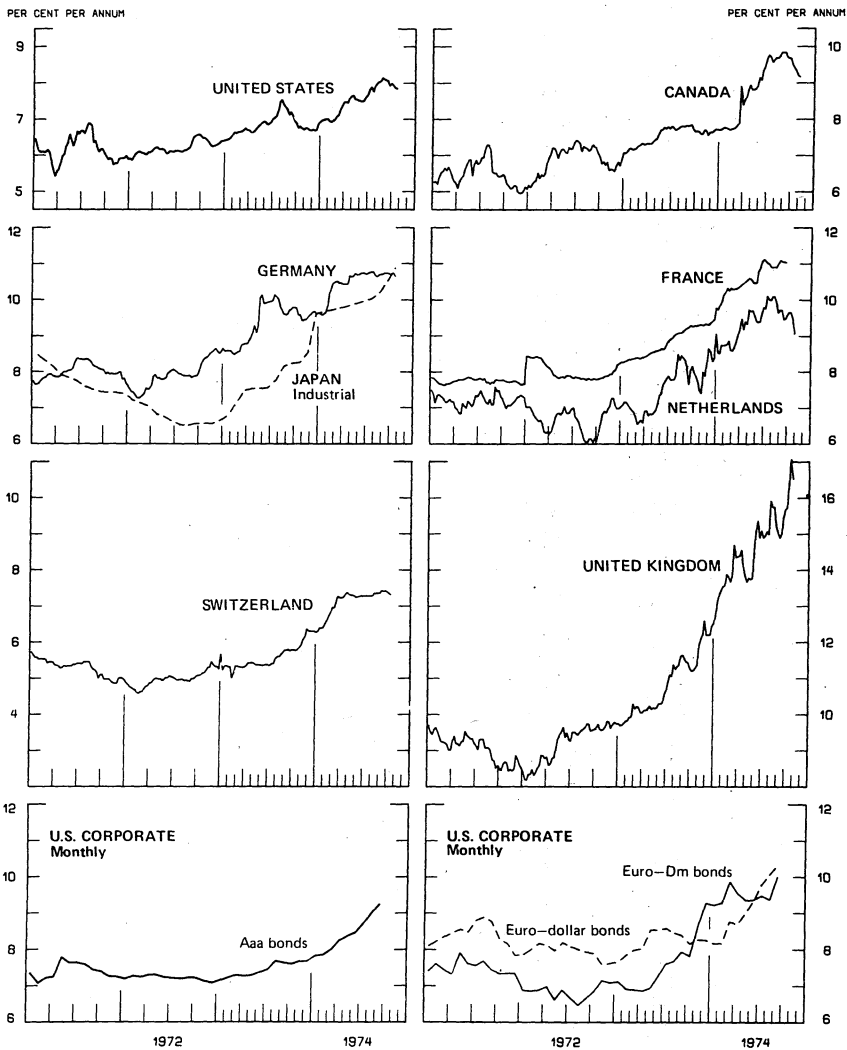
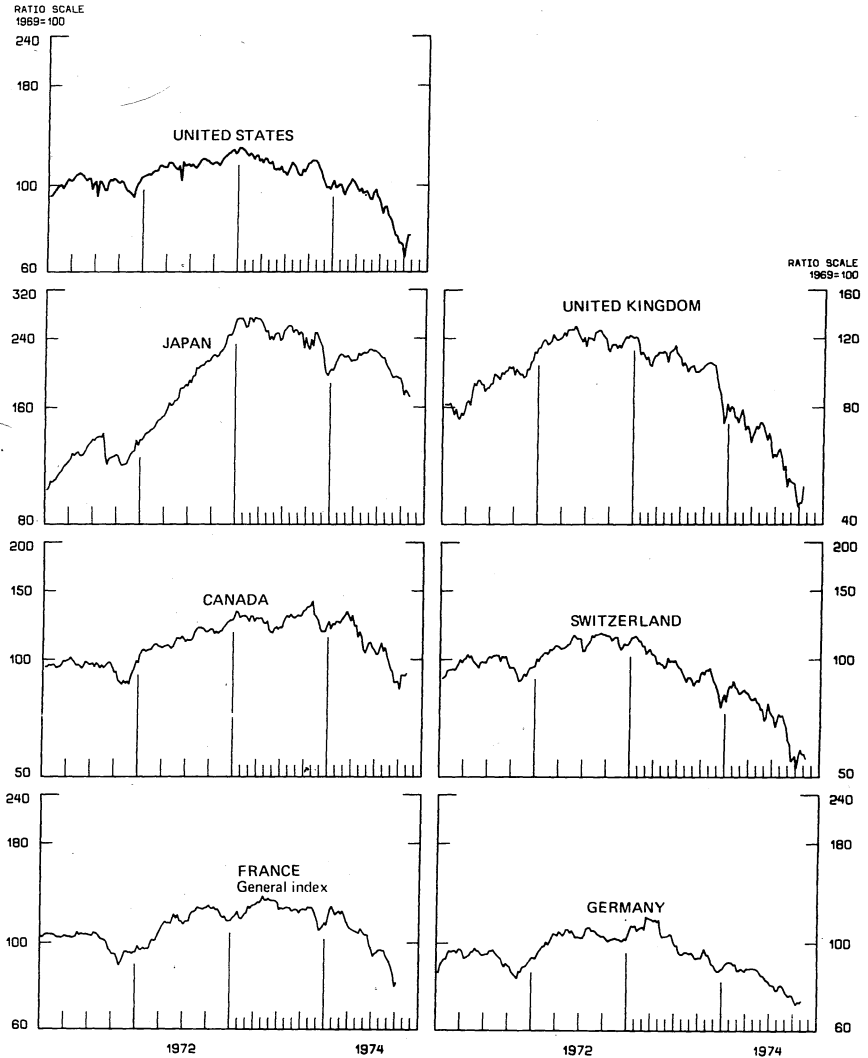


Chart 9  
**LONG-TERM GOVERNMENT BOND YIELDS**  
 WEEKLY SERIES



12

Chart 10  
**INDUSTRIAL STOCK INDEXES**  
WEEKLY SERIES



SERIES NAME

LAST VALUE PLOTTED  
DATE VALUE

CHART 9. LONG TERM GOVERNMENT BOND YIELDS

UNITED STATES	NOV. 22	7.733
GERMANY	NOV. 1	10.655
JAPAN (MONTHLY)	NOV. 1	10.888
SWITZERLAND	OCT. 25	7.322
CANADA	NOV. 15	8.833
FRANCE	OCT. 4	11.000
NETHERLANDS	NOV. 8	8.866
UNITED KINGDOM	NOV. 8	16.522

U.S. CORPORATE

AAA BONDS	SEPT. 27	9.244
EURO-DM BONDS	SEPT. 27	10.000
EURO-DOLLAR BONDS	SEPT. 27	10.311

CHART 10. INDUSTRIAL STOCK INDEXES

UNITED STATES	NOV. 1	76.311
JAPAN	NOV. 8	173.699
CANADA	NOV. 8	90.533
FRANCE	OCT. 11	81.600
UNITED KINGDOM	OCT. 25	47.311
SWITZERLAND	NOV. 15	55.044
GERMANY	NOV. 8	71.711

-14

SERIES NAME

LAST VALUE PLOTTED  
DATE VALUE

CHART 6. EURO-DOLLAR DEPOSIT RATES: LONDON

OVERNIGHT	NOV. 20	9.199
7-DAY	NOV. 20	9.900
1-MONTH	NOV. 20	9.566
3-MONTH	NOV. 20	10.000
6-MONTH	NOV. 20	9.944
1-YEAR	NOV. 20	9.555

CHART 7. SELECTED EURO-DOLLAR AND U.S. MONEY MARKET RATES

OVERNIGHT EURO-DOLLAR DEPOSITS	NOV. 20	9.199
U.S. FEDERAL FUNDS	NOV. 20	9.344
DIFFERENTIAL ADJ. FOR RESERVE REQUIREMENTS	NOV. 20	0.655
3-MONTH EURO-DOLLAR DEPOSIT RATE	NOV. 20	10.000
U.S. CD'S (60-89 DAYS)	NOV. 20	8.500
DIFFERENTIAL ADJ. FOR RESERVE REQUIREMENTS	NOV. 20	1.633

CHART 8. INTEREST ARBITRAGE, 3-MONTH FUNDS

EURO-DOLLAR DEPOSIT	NOV. 20	10.000
INTERBANK STERLING (LONDON), COVERED	NOV. 20	7.166
DIFFERENTIAL	NOV. 20	2.844
U.S. COMMERCIAL PAPER	NOV. 20	8.888
CANADIAN FINANCE CO. PAPER, COVERED	NOV. 20	9.977
DIFFERENTIAL	NOV. 20	-1.089
EURO-DOLLAR DEPOSIT	NOV. 20	10.000
INTERBANK DM (FRANKFURT), COVERED	NOV. 20	10.111
DIFFERENTIAL	NOV. 20	-0.111
EURO-DOLLAR DEPOSIT	OCT. 9	12.038
SWISS DEPOSIT (SF), COVERED	OCT. 9	8.544
DIFFERENTIAL	OCT. 9	3.494

b

SERIES NAME

LAST VALUE PLOTTED  
DATE VALUE

CHART 9. LONG TERM GOVERNMENT BOND YIELDS

UNITED STATES	NOV. 22	7.733
GERMANY	NOV. 1	10.655
JAPAN (MONTHLY)	NOV. 1	10.888
SWITZERLAND	OCT. 25	7.322
CANADA	NOV. 15	8.833
FRANCE	OCT. 4	11.000
NETHERLANDS	NOV. 8	8.866
UNITED KINGDOM	NOV. 8	16.522

U.S. CORPORATE

AAA BONDS	SEPT. 27	9.244
EURO-DM BONDS	SEPT. 27	10.000
EURO-DOLLAR BONDS	SEPT. 27	10.311

CHART 10. INDUSTRIAL STOCK INDEXES

UNITED STATES	NOV. 1	76.311
JAPAN	NOV. 8	173.699
CANADA	NOV. 8	90.533
FRANCE	OCT. 11	81.600
UNITED KINGDOM	OCT. 25	47.311
SWITZERLAND	NOV. 15	55.044
GERMANY	NOV. 8	71.711



# FEDERAL RESERVE statistical release

H.10

NOVEMBER 22, 1974

## FOREIGN EXCHANGE RATES

FOR THE WEEK ENDING NOVEMBER 22, 1974

The Board of Governors of the Federal Reserve System is advised that the Federal Reserve Bank of New York has certified for customs purposes the following noon buying rate in New York City for cable transfers payable in foreign currencies:

COUNTRY	MONETARY UNIT	(RATE U.S. CENTS)				
		NOV. 18	NOV. 19	NOV. 20	NOV. 21	NOV. 22
AUSTRALIA	DOLLAR	131.1000	131.6500	131.4000	131.1000	131.1000
AUSTRIA	SCHILLING	5.67000	5.65000	5.61000	5.55000	5.61000
BELGIUM	FRANC	2.68750	2.67580	2.65000	2.64600	2.66500
CANADA	DOLLAR	101.1500	101.3600	101.4300	101.3600	101.2000
DENMARK	KRONE	17.1900	17.0500	16.9500	16.9800	17.0800
FINLAND	MARKKA	26.3400	26.6500	26.6500	26.8800	26.8800
FRANCE	FRANC	21.4000	21.3400	21.3400	21.3200	21.3300
GERMANY	D. MARK	41.0200	40.2600	39.9400	39.5600	40.3000
INDIA	RUPEE	12.3500	12.3500	12.5500	12.3500	12.4000
IRELAND	POUND	233.2500	232.0000	231.9700	232.1000	232.0000
ITALY	LIRA	0.15060	0.15000	0.14960	0.14870	0.14950
JAPAN	YEN	0.33370	0.33340	0.33340	0.33340	0.33350
MALAYSIA	DOLLAR	43.8000	43.9500	43.6300	43.0200	43.0500
MEXICO	PESO	8.0000	8.0000	8.0000	8.0000	8.0000
NETHERLANDS	GUILDER	38.9000	38.6000	38.4500	38.4800	38.8000
NEW ZEALAND	DOLLAR	130.8000	130.4500	130.1000	129.9000	130.0000
NORWAY	KRONE	18.7100	18.5800	18.3700	18.3300	18.6300
PORTUGAL	ESCUDDO	4.0300	4.0300	4.0100	3.9800	4.0000
SOUTH AFRICA	RAND	143.7500	143.7500	144.6400	144.6400	144.7500
SPAIN	PESETA	1.7585	1.7610	1.7670	1.7480	1.7525
SRI LANKA	RUPEE	14.9500	14.9500	14.9500	14.9500	14.9000
SWEDEN	KRONA	23.6700	23.3600	23.1500	23.0000	23.2500
SWITZERLAND	FRANC	38.3500	37.7200	36.2000	35.5000	36.5200
UNITED KINGDOM	POUND	233.2500	232.3500	231.9700	232.1000	232.0000