


2/H.13




# Selected Interest & Exchange Rates

## Weekly Series of Charts

NOVEMBER 11, 1974

Prepared by the  
FINANCIAL MARKETS  
SECTION

DIVISION OF  
INTERNATIONAL FINANCE

 BOARD OF GOVERNORS  
FEDERAL RESERVE SYSTEM  
Washington, D.C. 20551

---

# Table of Contents

## CHARTS

1. SPOT EXCHANGE RATE INDEXES
2. 3-MONTH FORWARD EXCHANGE RATES
3. GOLD PRICE--LONDON
4. CALL MONEY RATES
5. 3-MONTH INTEREST RATES
6. EURO-DOLLAR DEPOSIT RATES
7. SELECTED EURO-DOLLAR AND U.S. MONEY MARKET RATES
8. INTEREST ARBITRAGE: 3-MONTH FUNDS
9. LONG-TERM GOVERNMENT BOND YIELDS
10. INDUSTRIAL STOCK INDEXES



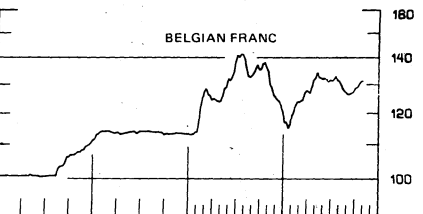
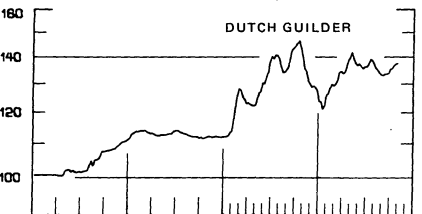
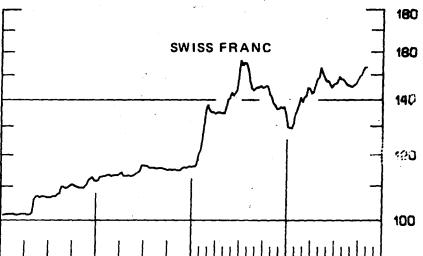
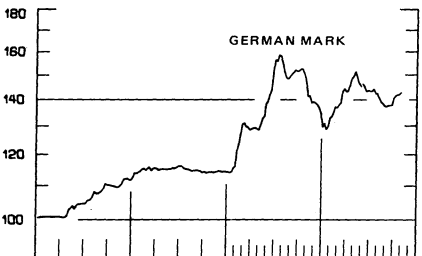
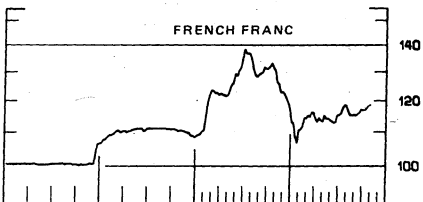
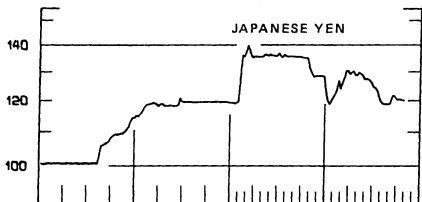

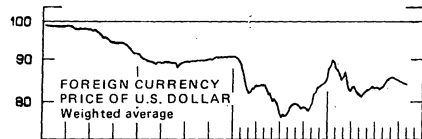
## TABLES

1. LATEST FIGURES PLOTTED
2. DAILY CERTIFIED SPOT EXCHANGE RATES--H.10 RELEASE

Chart 1  
**SPOT EXCHANGE RATES**  
 INDEXES OF DOLLAR PRICES OF FOREIGN CURRENCIES  
 AVERAGES FOR WEEK ENDING WEDNESDAY

RATIO SCALE  
 MAY 1970 PARITY=100

RATIO SCALE  
 MAY 1970 PARITY=100



1972

1974

1972

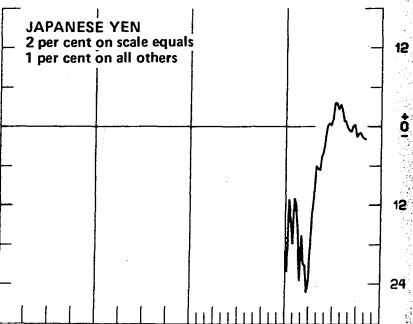
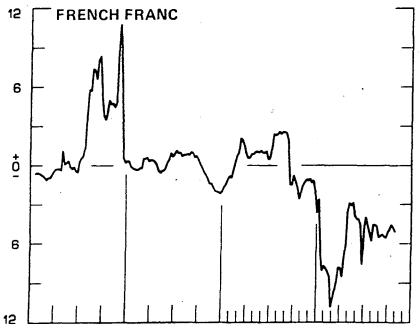
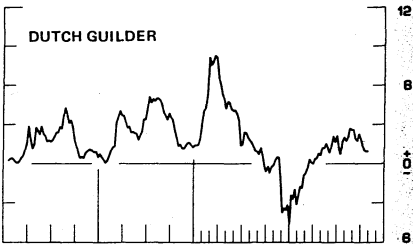
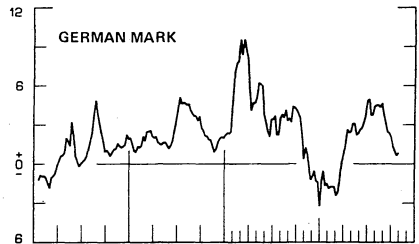
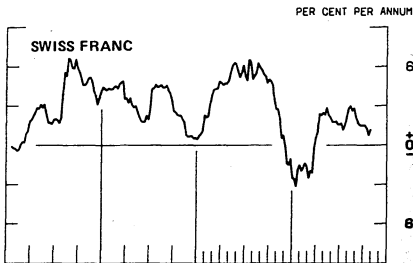
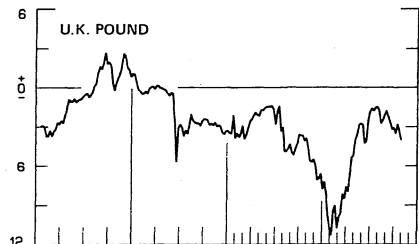
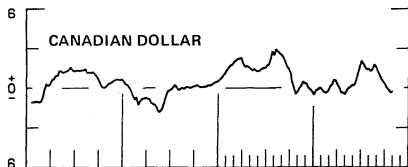
1974

### 3-MONTH FORWARD EXCHANGE RATES

PREMIUM (+), OR DISCOUNT (-)

AVERAGES FOR WEEK ENDING WEDNESDAY

PER CENT PER ANNUM



1972

1974

1972

1974

Chart 3  
**PRICE OF GOLD IN LONDON**  
AVERAGES FOR WEEK ENDING WEDNESDAY

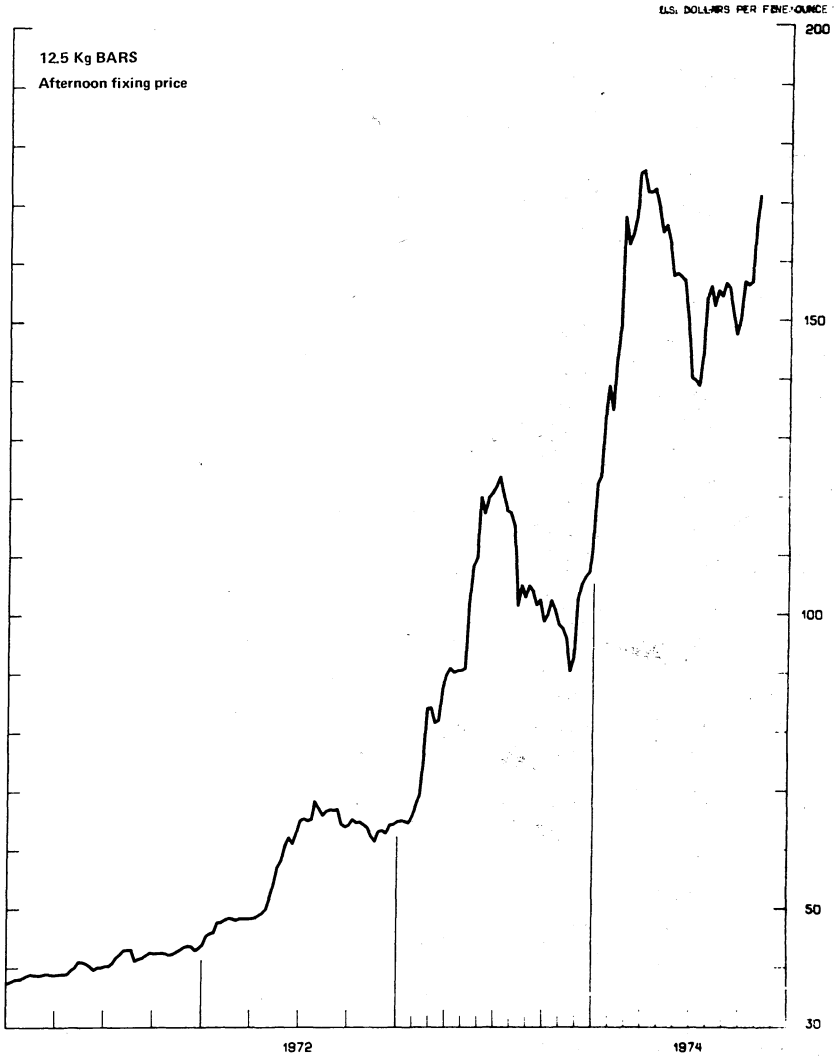
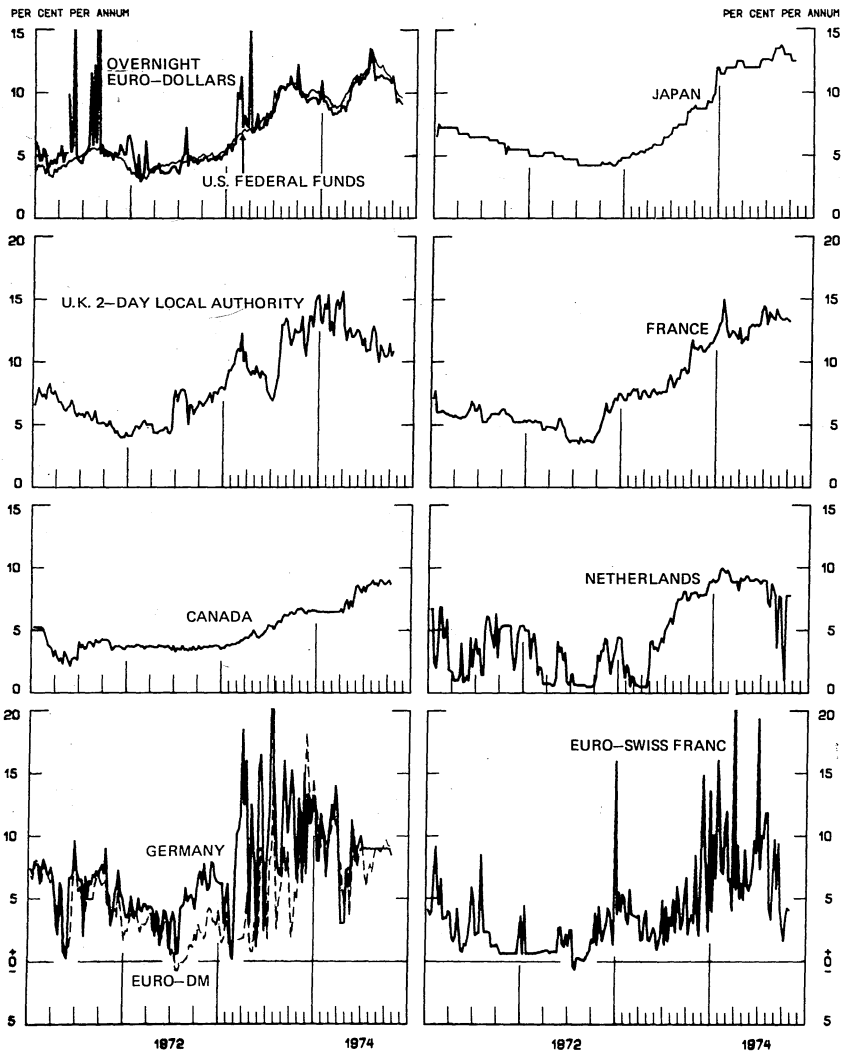


Chart 4  
**CALL MONEY RATES**  
WEEKLY SERIES



www.frb.org

7

Chart 5  
**3-MONTH INTEREST RATES**  
 WEEKLY SERIES

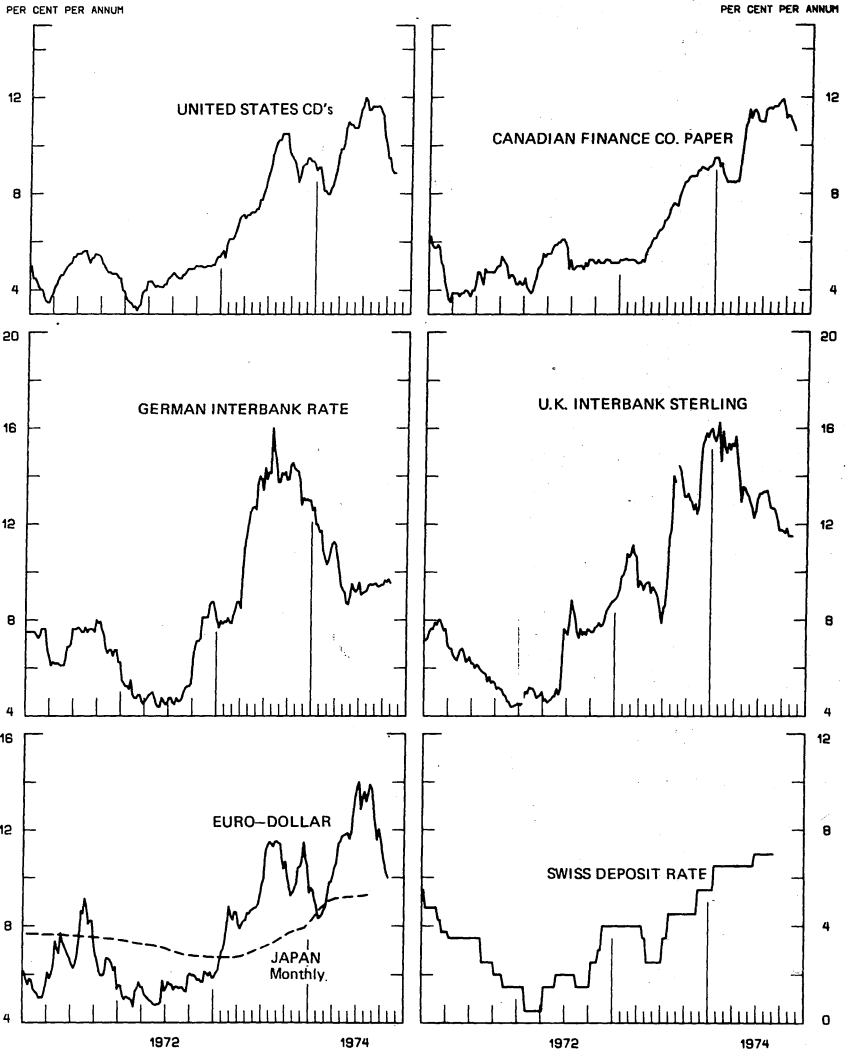


Chart 6

**EURO-DOLLAR DEPOSIT RATES London**  
AVERAGES FOR WEEK ENDING WEDNESDAY

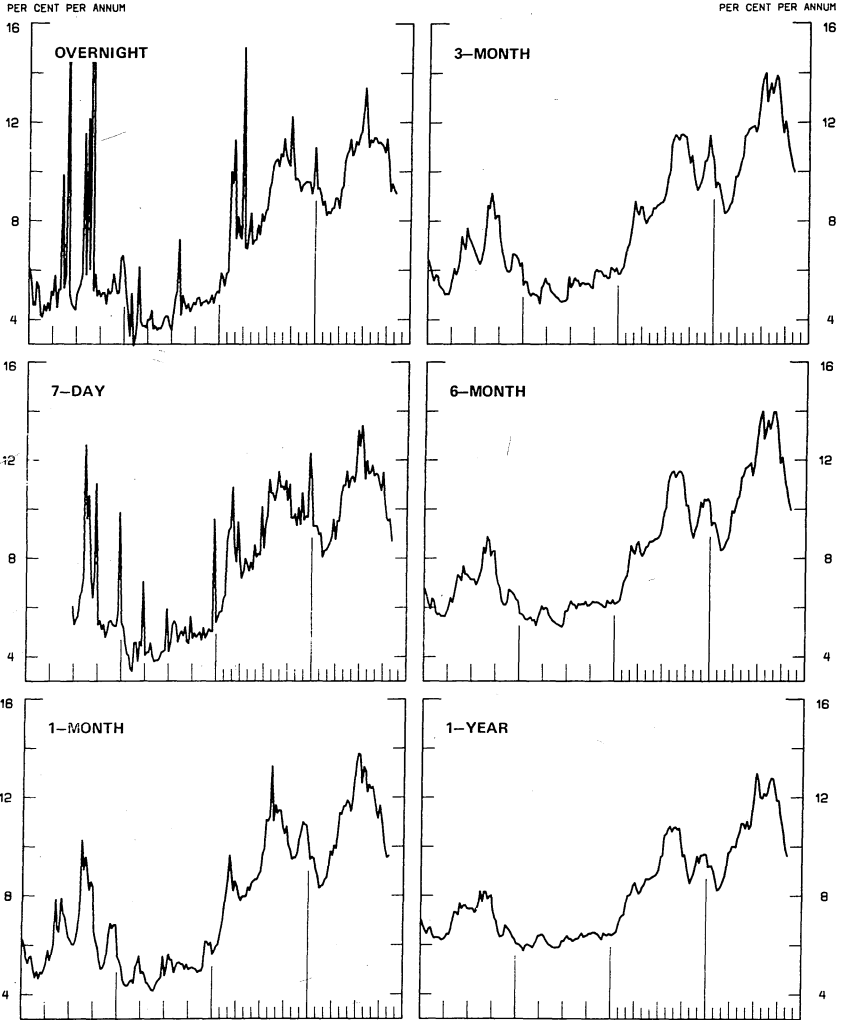
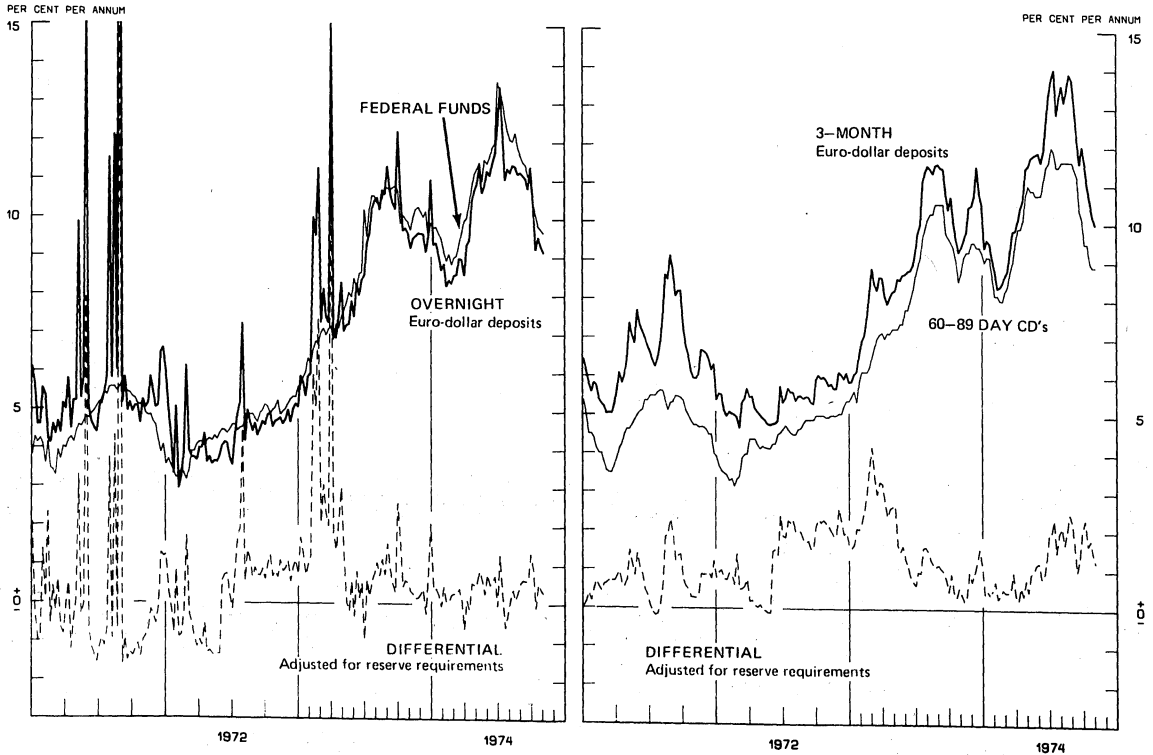




Chart 7  
**SELECTED EURO-DOLLAR AND U.S. MONEY MARKET RATES**  
 AVERAGES FOR WEEK ENDING WEDNESDAY



9

10

Chart 8

### INTEREST ARBITRAGE: 3-MONTH FUNDS

AVERAGES FOR WEEK ENDING WEDNESDAY

DIFFERENTIAL: PLUS (+), INDICATES FAVOR DOLLAR ASSETS

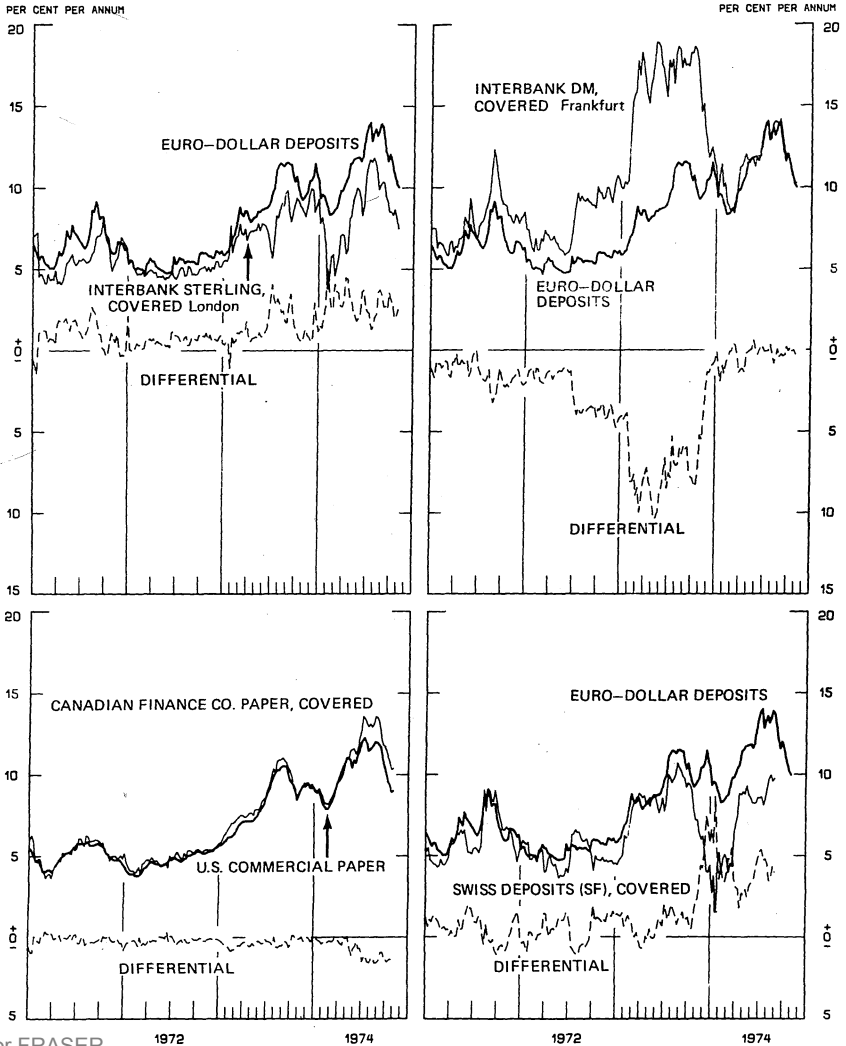
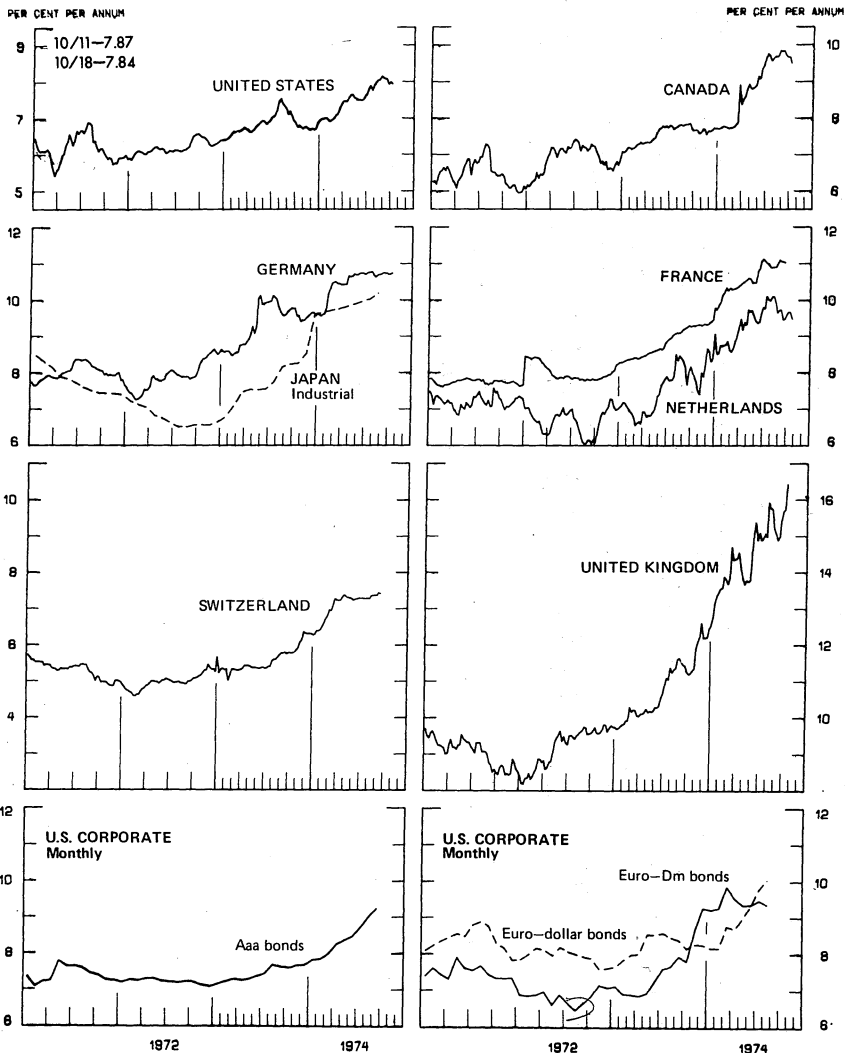


Chart 9  
**LONG-TERM GOVERNMENT BOND YIELDS**  
 WEEKLY SERIES

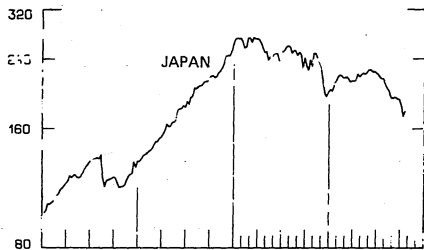
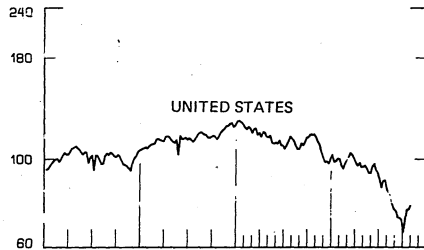
11



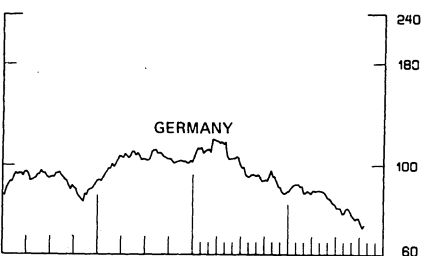
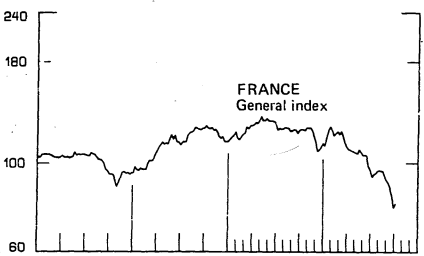
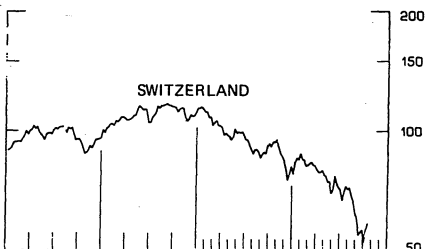
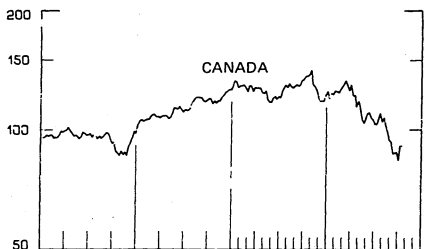
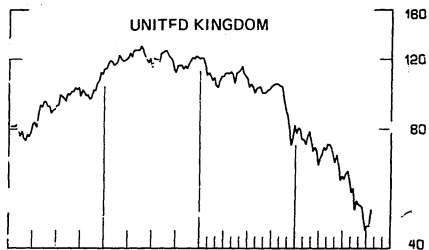
12

Chart 10  
**INDUSTRIAL STOCK INDEXES**  
WEEKLY SERIES

RATIO SCALE  
1969=100



RATIO SCALE  
1969=100



1972

1974

1972

1974

SERIES NAME

LAST VALUE PLOTTED  
DATE VALUE

CHART 1. SPOT EXCHANGE RATES

U.S. DOLLAR, WEIGHTED AVERAGE	NOV. 6	83.844
JAPANESE YEN	NOV. 6	119.877
GERMAN MARK	NOV. 6	142.788
DUTCH GUILDER	NOV. 6	137.711
U.K. POUND	NOV. 6	97.544
CANADIAN DOLLAR	NOV. 6	109.811
FRENCH FRANC	NOV. 6	118.544
SWISS FRANC	NOV. 6	153.166
BELGIAN FRANC	NOV. 6	131.377
ITALIAN LIRA	NOV. 6	93.811

CHART 2. 3-MONTH FORWARD EXCHANGE RATES

CANADIAN DOLLAR	NOV. 6	-0.244
U.K. POUND	NOV. 6	-4.000
GERMAN MARK	NOV. 6	0.866
FRENCH FRANC	NOV. 6	-5.088
SWISS FRANC	NOV. 6	1.177
DUTCH GUILDER	NOV. 6	0.966
JAPANESE YEN	NOV. 6	-1.966

CHART 3. GOLD PRICE IN LONDON

U.S. DOLLAR PER FINE OUNCE	NOV. 6	171.155
----------------------------	--------	---------

CHART 4. CALL MONEY RATES

U.S. FEDERAL FUNDS	NOV. 6	9.633
OVERNIGHT EURO-DOLLAR DEPOSITS	NOV. 6	9.133
U.K. 2-DAY LOCAL AUTHORITY DEPOSITS	OCT. 25	11.133
CANADA	OCT. 25	8.455
GERMANY	NOV. 1	8.500
EURO-DM	NOV. 1	8.922
JAPAN	OCT. 25	12.500
FRANCE	OCT. 11	13.133
NETHERLANDS	OCT. 25	7.811
EURO-SWISS FRANC	NOV. 1	0.966

CHART 5. 3-MONTH INTEREST RATES

U.S. CD'S (60-89 DAYS)	NOV. 6	9.888
GERMAN INTERBANK LOAN	NOV. 6	9.422
JAPANESE COMPOSIT LOAN	AUG. 30	9.300
EURO-DOLLAR DEPOSIT	NOV. 6	10.000
CANADIAN FINANCE COMPANY PAPER	NOV. 6	10.655
INTERBANK STERLING	NOV. 6	11.488
SWISS DEPOSIT	SEPT. 11	7.000

14

SERIES NAME

LAST VALUE PLOTTED  
DATE VALUE

CHART 6. EURO-DOLLAR DEPOSIT RATES: LONDON

OVERNIGHT	NOV. 6	9.133
7-DAY	NOV. 6	8.711
1-MONTH	NOV. 6	9.633
3-MONTH	NOV. 6	10.000
6-MONTH	NOV. 6	9.966
1-YEAR	NOV. 6	9.611

CHART 7. SELECTED EURO-DOLLAR AND U.S. MONEY MARKET RATES

OVERNIGHT EURO-DOLLAR DEPOSITS	NOV. 6	9.133
U.S. FEDERAL FUNDS	NOV. 6	9.633
DIFFERENTIAL ADJ. FOR RESERVE REQUIREMENTS	NOV. 6	0.299
3-MONTH EURO-DOLLAR DEPOSIT RATE	NOV. 6	10.000
U.S. CD'S (60-89 DAYS)	NOV. 6	8.888
DIFFERENTIAL ADJ. FOR RESERVE REQUIREMENTS	NOV. 6	1.222

CHART 8. INTEREST ARBITRAGE, 3-MONTH FUNDS

EURO-DOLLAR DEPOSIT	NOV. 6	10.000
INTERBANK STERLING (LONDON), COVERED	NOV. 6	7.488
DIFFERENTIAL	NOV. 6	2.533
U.S. COMMERCIAL PAPER	NOV. 6	9.000
CANADIAN FINANCE CO. PAPER, COVERED	NOV. 6	10.411
DIFFERENTIAL	NOV. 6	-1.411
EURO-DOLLAR DEPOSIT	NOV. 6	10.000
INTERBANK DM (FRANKFURT), COVERED	NOV. 6	10.288
DIFFERENTIAL	NOV. 6	-0.288
EURO-DOLLAR DEPOSIT	NOV. 6	10.000
SWISS DEPOSIT (SF), COVERED	NOV. 6	1.177
DIFFERENTIAL	NOV. 6	8.833

SERIES NAME

LAST VALUE PLOTTED  
DATE VALUE

CHART 9. LONG TERM GOVERNMENT BOND YIELDS

UNITED STATES	NOV. 1	7.822
GERMANY	OCT. 25	10.744
JAPAN (MONTHLY)	AUG. 30	10.188
SWITZERLAND	SEPT. 27	7.411
CANADA	OCT. 25	9.333
FRANCE	OCT. 4	11.000
NETHERLANDS	OCT. 25	9.477
UNITED KINGDOM	OCT. 25	16.422

U.S. CORPORATE

AAA BONDS	SEPT. 27	9.244
EURO-DM BONDS	SEPT. 27	10.000
EURO-DOLLAR BONDS	SEPT. 27	10.311

CHART 10. INDUSTRIAL STOCK INDEXES

UNITED STATES	NOV. 1	76.311
JAPAN	OCT. 25	174.399
CANADA	OCT. 25	90.722
FRANCE	OCT. 11	81.600
UNITED KINGDOM	OCT. 25	47.311
SWITZERLAND	OCT. 25	57.277
GERMANY	OCT. 25	70.522



# FEDERAL RESERVE

statistical release

H.10

NOVEMBER 8, 1974

## FOREIGN EXCHANGE RATES

FOR THE WEEK ENDING NOVEMBER 8, 1974

The Board of Governors of the Federal Reserve System is advised that the Federal Reserve Bank of New York has certified for customs purposes the following noon buying rate in New York City for cable transfers payable in foreign currencies:

COUNTRY	MONETARY UNIT	(RATE U.S. CENTS)				
		NOV. 4	NOV. 5	NOV. 6	NOV. 7	NOV. 8
AUSTRALIA	DOLLAR	130.8500		130.8500	131.1000	131.1000
AUSTRIA	SCHILLING	5.47000		5.49000	5.50000	5.49000
BELGIUM	FRANC	2.62950	H	2.63100	2.63300	2.62000
CANADA	DOLLAR	101.6800		101.4700	101.3800	101.2100
DENMARK	KRONE	16.8200		16.8600	16.9000	16.8800
FINLAND	MARKKA	27.0000	O	27.0000	26.6500	26.5900
FRANCE	FRANC	21.3500		21.4100	21.4250	21.3200
GERMANY	D. MARK	39.1200		39.1900	39.4100	39.2000
INDIA	RUPEE	12.4000	L	12.4000	12.4000	12.4500
IRELAND	POUND	234.3000		234.7200	234.6400	233.5000
ITALY	LIRA	0.15020		0.15050	0.15070	0.15000
JAPAN	YEN	0.33280	I	0.33280	0.33360	0.33370
MALAYSIA	DOLLAR	42.0000		43.0000	43.0000	43.1500
MEXICO	PESE	8.0000		8.0000	8.0000	8.0000
NETHERLANDS	GUILDER	38.1400	D	38.1500	38.2000	37.9700
NEW ZEALAND	DOLLAR	130.0000		130.0000	130.2500	130.8000
NORWAY	KRONE	18.2100		18.2300	18.2600	18.2600
PORTUGAL	ESCUDO	3.9600	A	3.9600	3.9700	3.9500
SOUTH AFRICA	RAND	142.7500		142.7500	142.7500	143.6400
SPAIN	PESETA	1.7440		1.7450	1.7470	1.7440
SRI LANKA (1)	RUPEE	14.9800	Y	14.9800	14.9800	14.9800
SWEDEN	KRONA	22.9500		23.0000	23.0300	22.9700
SWITZERLAND	FRANC	35.2600		35.5000	35.8700	35.7400
UNITED KINGDOM	POUND	234.3000		234.7200	234.6400	233.5000

15