

# Selected Interest & Exchange Rates

## Weekly Series of Charts

NOVEMBER 4, 1974

Prepared by the  
FINANCIAL MARKETS  
SECTION

DIVISION OF  
INTERNATIONAL FINANCE

16 BOARD OF GOVERNORS  
FEDERAL RESERVE SYSTEM  
Washington, D.C. 20551

---

# Table of Contents

## CHARTS

1. SPOT EXCHANGE RATE INDEXES
2. 3-MONTH FORWARD EXCHANGE RATES
3. GOLD PRICE-LONDON
4. CALL MONEY RATES
5. 3-MONTH INTEREST RATES
6. EURO-DOLLAR DEPOSIT RATES
7. SELECTED EURO-DOLLAR AND U.S. MONEY MARKET RATES
8. INTEREST ARBITRAGE: 3-MONTH FUNDS
9. LONG-TERM GOVERNMENT BOND YIELDS
10. INDUSTRIAL STOCK INDEXES

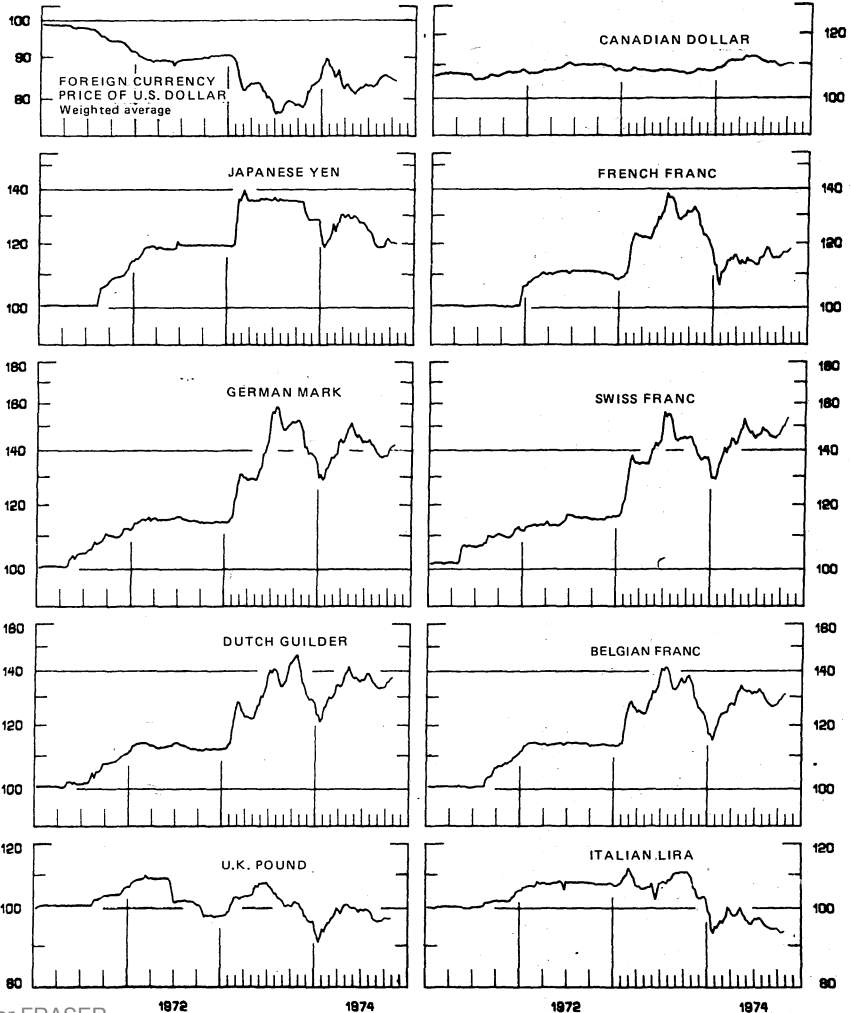
## TABLES

1. LATEST FIGURES PLOTTED
2. DAILY CERTIFIED SPOT EXCHANGE RATES-H.10 RELEASE

Chart 1  
**SPOT EXCHANGE RATES**  
INDEXES OF DOLLAR PRICES OF FOREIGN CURRENCIES  
AVERAGES FOR WEEK ENDING WEDNESDAY

RATIO SCALE  
MAY 1970 PARITY=100

RATIO SCALE  
MAY 1970 PARITY=100




4

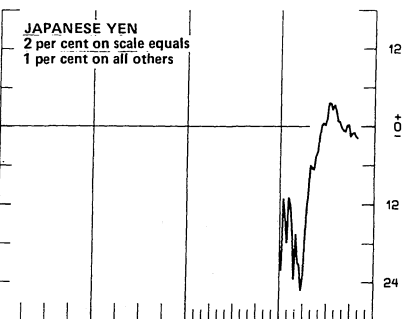
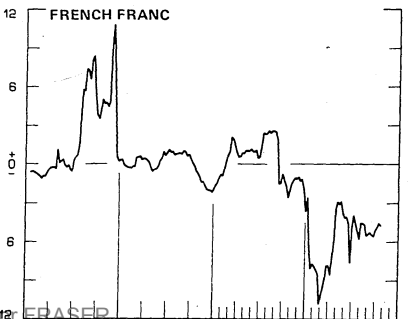
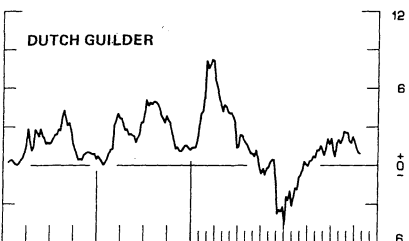
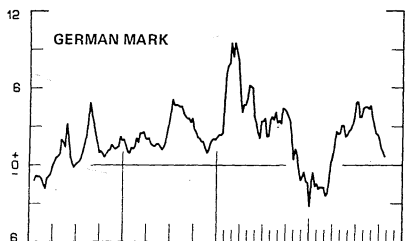
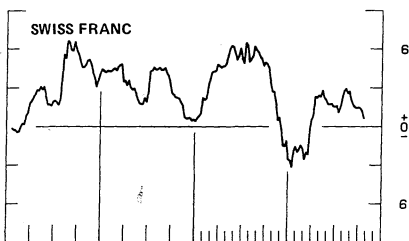
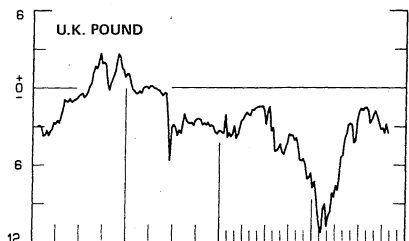
Chart 2  
**3-MONTH FORWARD EXCHANGE RATES**

PREMIUM (+), OR DISCOUNT (-)  
AVERAGES FOR WEEK ENDING WEDNESDAY

PER CENT PER ANNUM



PER CENT PER ANNUM



1972

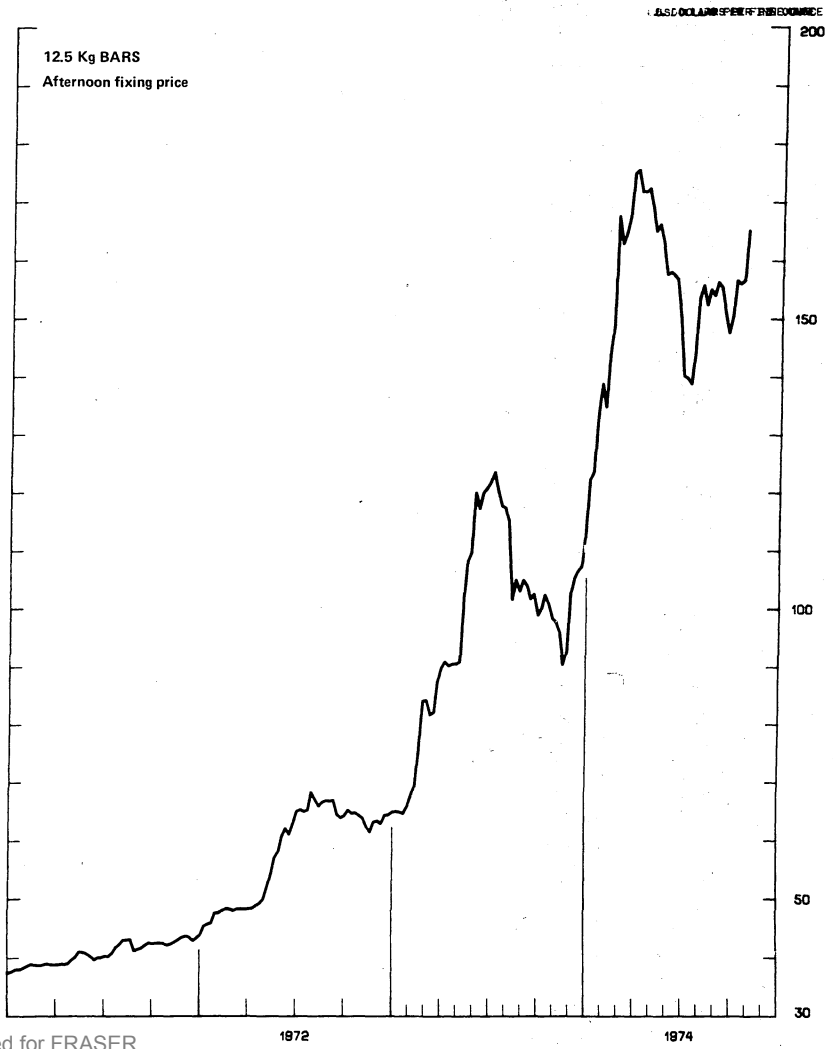
1974

1972

1974

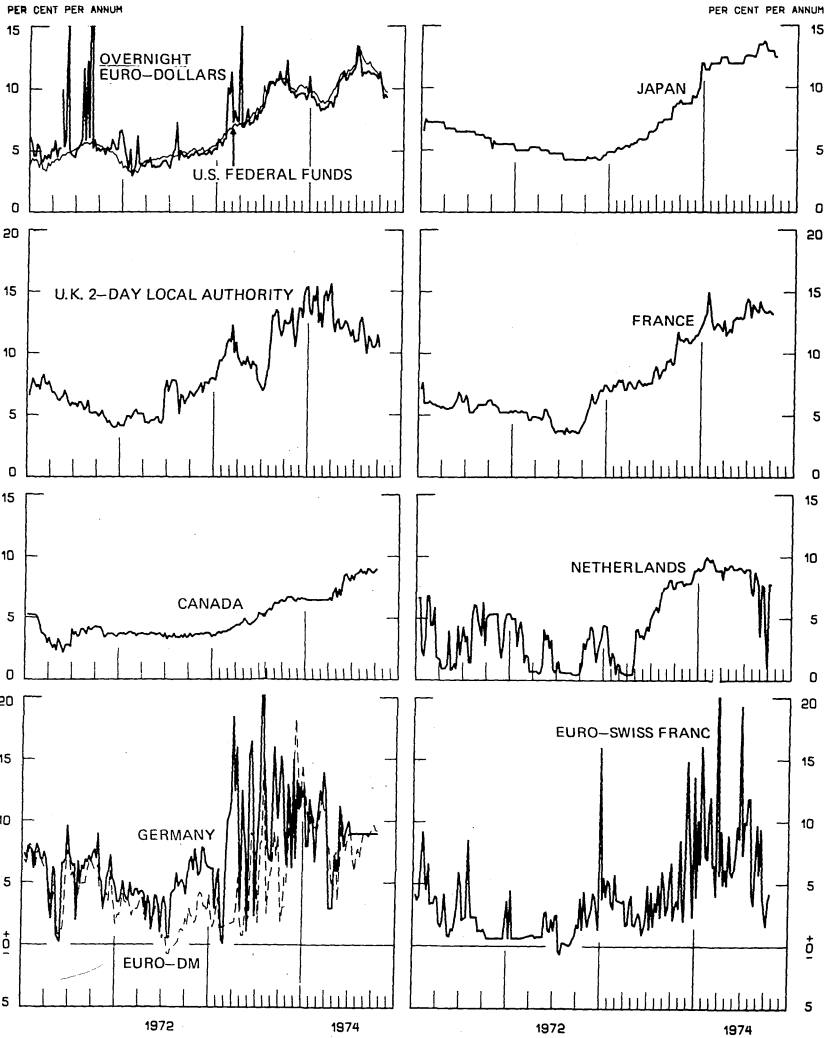
5

Chart 3  
**PRICE OF GOLD IN LONDON**  
AVERAGES FOR WEEK ENDING WEDNESDAY



6

Chart 4  
**CALL MONEY RATES**  
WEEKLY SERIES

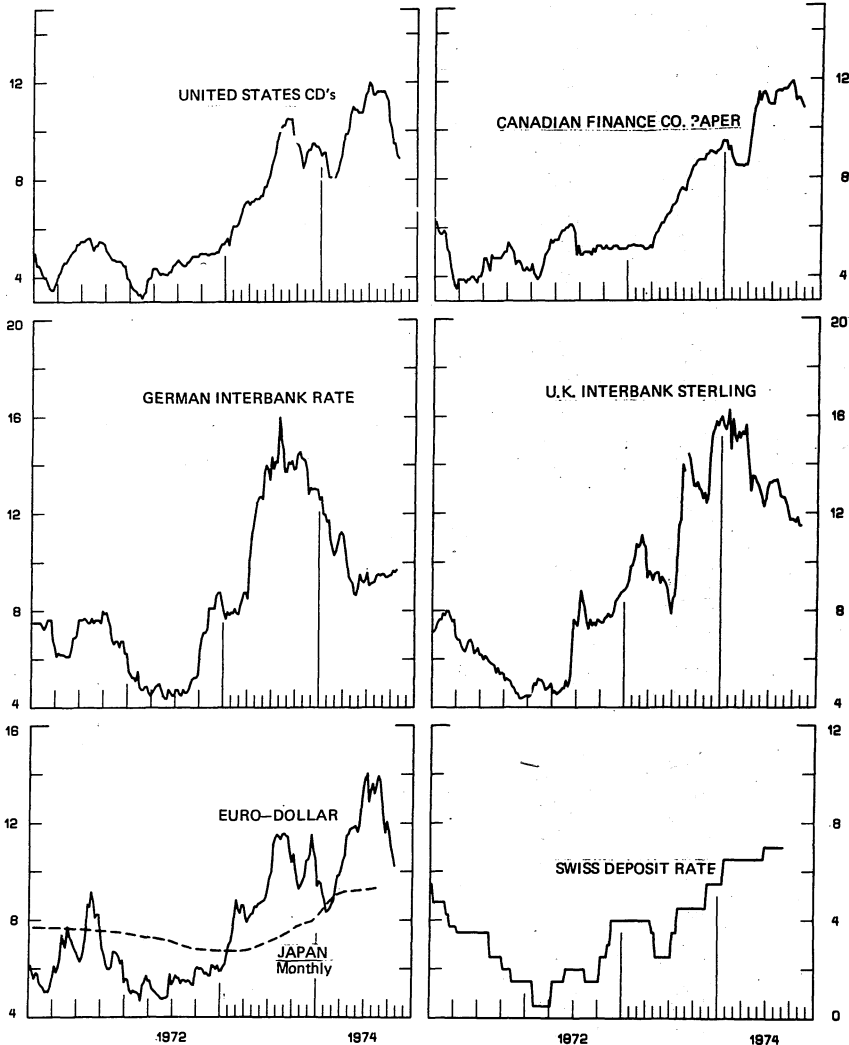


7

**Chart 5**  
**3-MONTH INTEREST RATES**  
**WEEKLY SERIES**

PER CENT PER ANNUM

PER CENT PER ANNUM



8

Chart 6  
**EURO-DOLLAR DEPOSIT RATES London**  
AVERAGES FOR WEEK ENDING WEDNESDAY

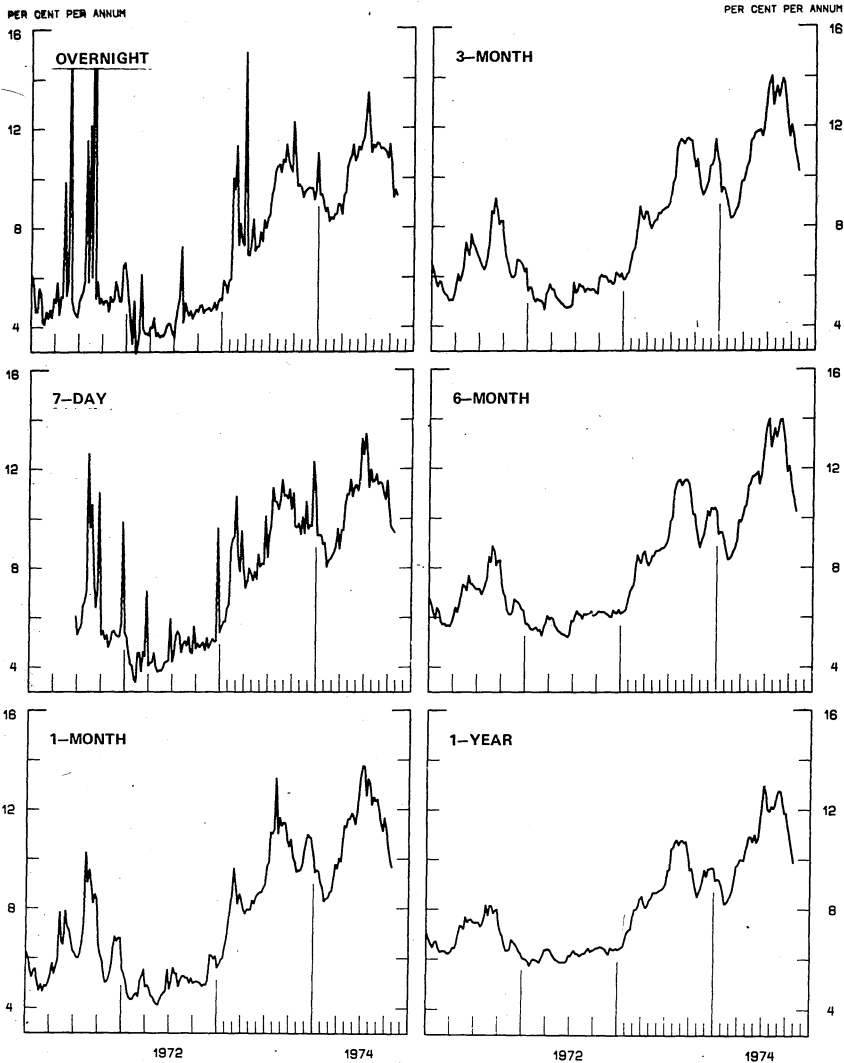
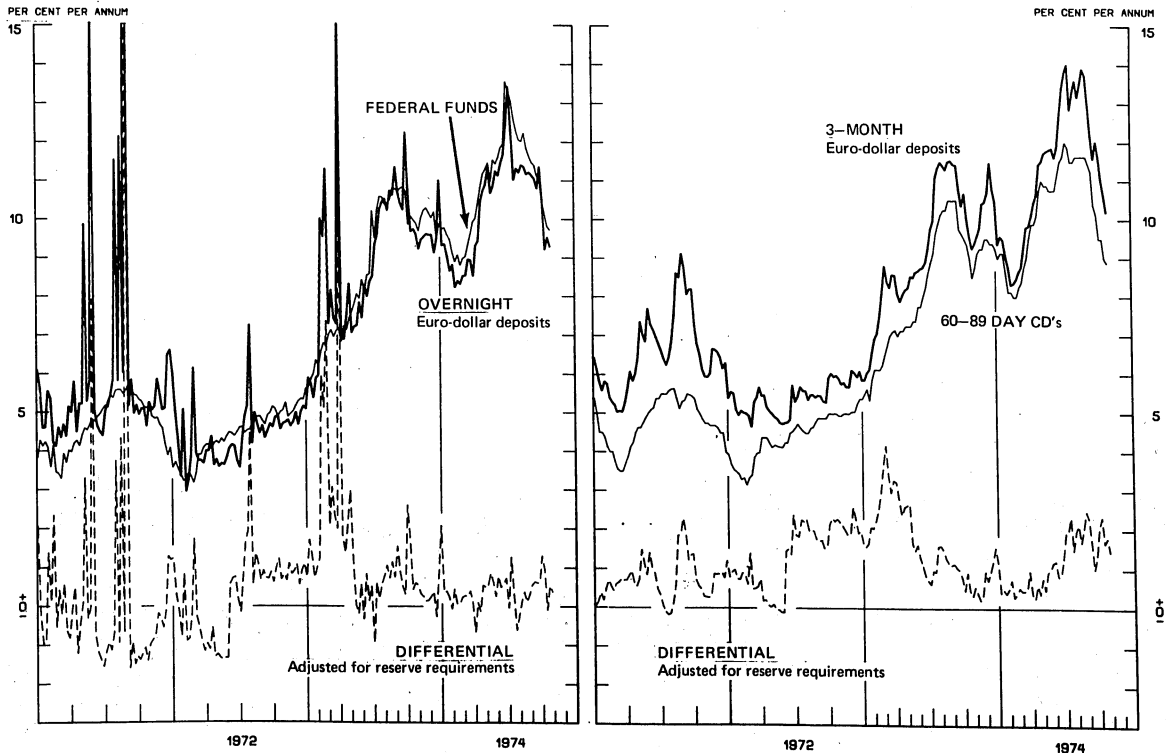




Chart 7  
**SELECTED EURO-DOLLAR AND U.S. MONEY MARKET RATES**  
 AVERAGES FOR WEEK ENDING WEDNESDAY



6

Chart 8  
**INTEREST ARBITRAGE: 3-MONTH FUNDS**  
 AVERAGES FOR WEEK ENDING WEDNESDAY  
 DIFFERENTIAL: PLUS (+), INDICATES FAVOR DOLLAR ASSETS

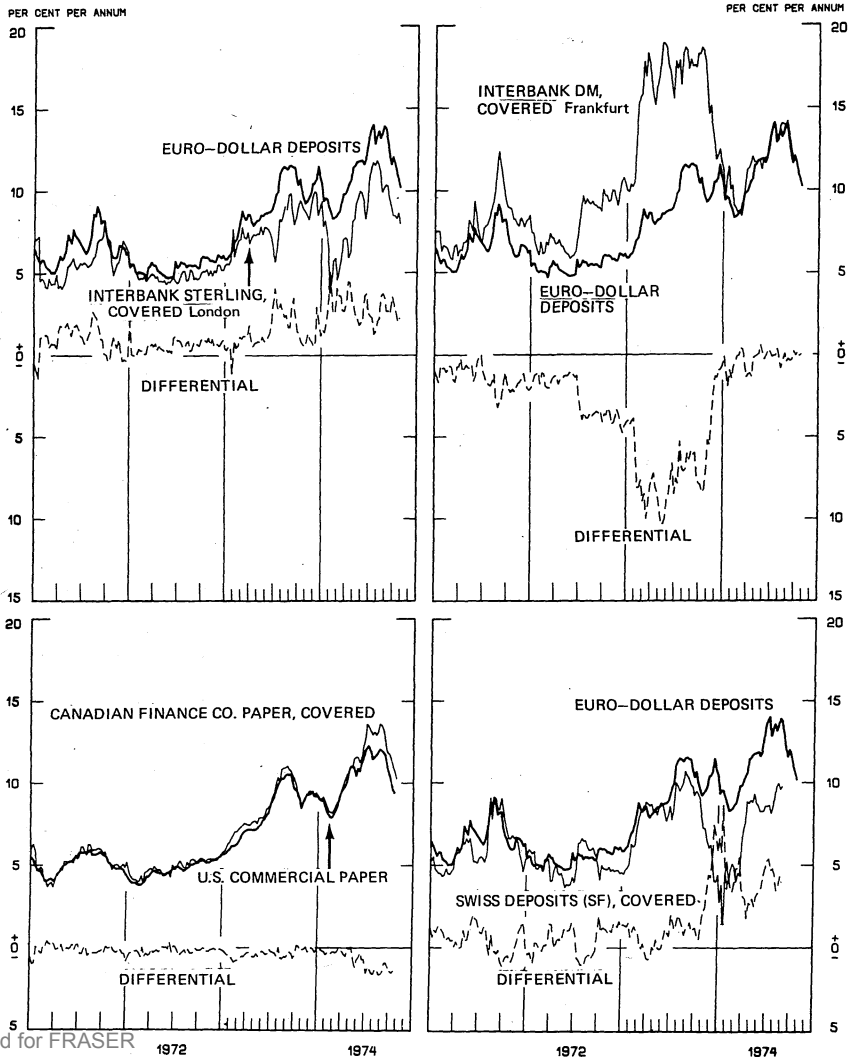
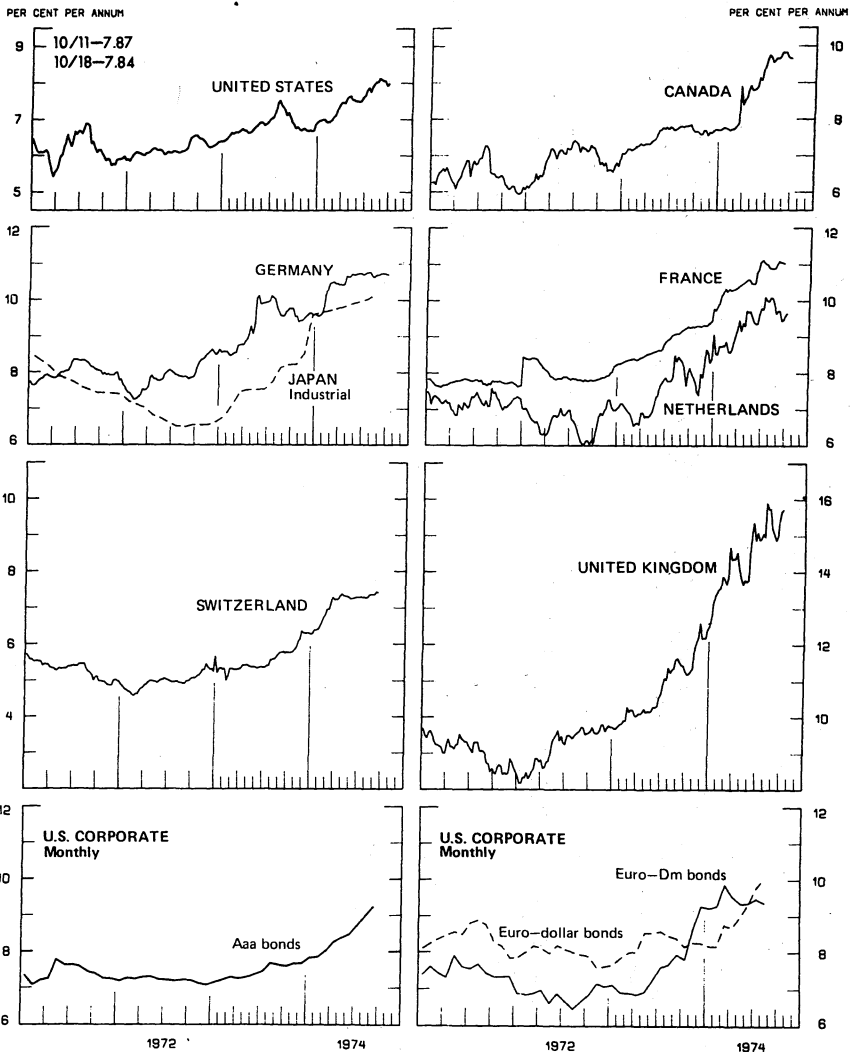


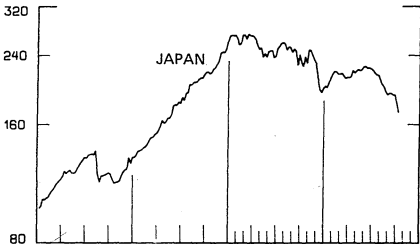
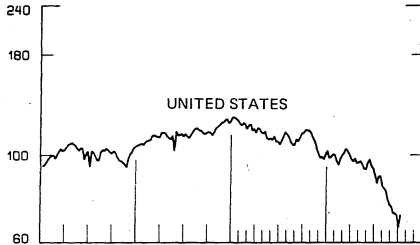
Chart 9  
**LONG-TERM GOVERNMENT BOND YIELDS**  
 WEEKLY SERIES



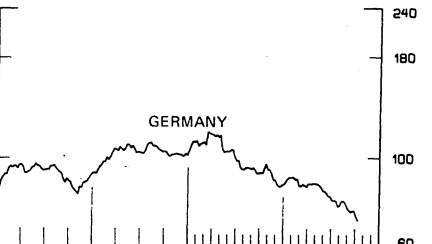
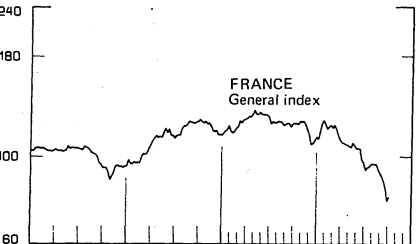
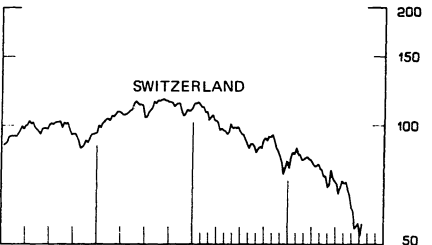
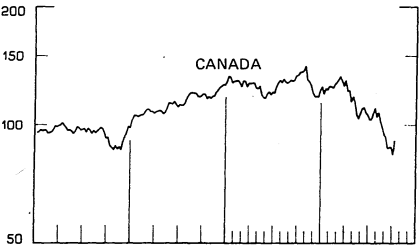
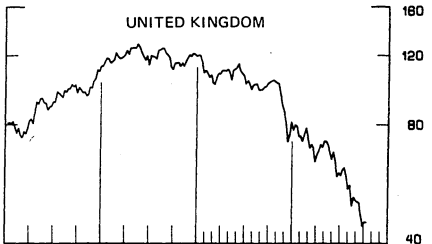
12

Chart 10  
**INDUSTRIAL STOCK INDEXES**  
WEEKLY SERIES

RATIO SCALE  
1969=100



RATIO SCALE  
1969=100



1974

1972

1974

SERIES NAME

LAST VALUE PLOTTED  
DATE VALUE

CHART 1. SPOT EXCHANGE RATES

|                               |         |         |
|-------------------------------|---------|---------|
| U.S. DOLLAR, WEIGHTED AVERAGE | OCT. 30 | 84.066  |
| JAPANESE YEN                  | OCT. 30 | 120.022 |
| GERMAN MARK                   | OCT. 30 | 142.100 |
| DUTCH GUILDER                 | OCT. 30 | 137.377 |
| U.K. POUND                    | OCT. 30 | 97.200  |
| CANADIAN DOLLAR               | OCT. 30 | 109.877 |
| FRENCH FRANC                  | OCT. 30 | 118.155 |
| SWISS FRANC                   | OCT. 30 | 153.177 |
| BELGIAN FRANC                 | OCT. 30 | 131.111 |
| ITALIAN LIRA                  | OCT. 30 | 93.622  |

CHART 2. 3-MONTH FORWARD EXCHANGE RATES

|                 |         |        |
|-----------------|---------|--------|
| CANADIAN DOLLAR | OCT. 30 | -0.322 |
| U.K. POUND      | OCT. 30 | -3.400 |
| GERMAN MARK     | OCT. 30 | 0.688  |
| FRENCH FRANC    | OCT. 30 | -4.777 |
| SWISS FRANC     | OCT. 30 | 0.777  |
| DUTCH GUILDER   | OCT. 30 | 0.944  |
| JAPANESE YEN    | OCT. 30 | -1.866 |

CHART 3. GOLD PRICE IN LONDON

|                            |         |         |
|----------------------------|---------|---------|
| U.S. DOLLAR PER FINE OUNCE | OCT. 30 | 165.800 |
|----------------------------|---------|---------|

CHART 4. CALL MONEY RATES

|                                     |         |        |
|-------------------------------------|---------|--------|
| U.S. FEDERAL FUNDS                  | OCT. 30 | 9.722  |
| OVERNIGHT EURO-DOLLAR DEPOSITS      | OCT. 30 | 9.299  |
| U.K. 2-DAY LOCAL AUTHORITY DEPOSITS | OCT. 18 | 10.755 |
| CANADA                              | OCT. 25 | 8.455  |
| GERMANY                             | OCT. 25 | 8.500  |
| EURO-DM                             | OCT. 25 | 9.133  |
| JAPAN                               | OCT. 18 | 12.500 |
| FRANCE                              | OCT. 11 | 13.133 |
| NETHERLANDS                         | OCT. 18 | 7.811  |
| EURO-SWISS FRANC                    | OCT. 25 | 4.255  |

CHART 5. 3-MONTH INTEREST RATES

|                                |          |        |
|--------------------------------|----------|--------|
| U.S. CD'S (60-89 DAYS)         | OCT. 30  | 8.888  |
| GERMAN INTERBANK LOAN          | OCT. 30  | 9.544  |
| JAPANESE COMPOSIT LOAN         | AUG. 30  | 9.300  |
| EURO-DOLLAR DEPOSIT            | OCT. 30  | 10.211 |
| CANADIAN FINANCE COMPANY PAPER | OCT. 30  | 10.633 |
| INTERBANK STERLING             | OCT. 30  | 11.500 |
| SWISS DEPOSIT                  | SEPT. 11 | 7.000  |

14

SERIES NAME

LAST VALUE PLOTTED  
DATE VALUE

CHART 6. EURO-DOLLAR DEPOSIT RATES: LONDON

|           |         |        |
|-----------|---------|--------|
| OVERNIGHT | OCT. 30 | 9.299  |
| 7-DAY     | OCT. 30 | 9.633  |
| 1-MONTH   | OCT. 30 | 9.566  |
| 3-MONTH   | OCT. 30 | 10.211 |
| 6-MONTH   | OCT. 30 | 10.288 |
| 1-YEAR    | OCT. 30 | 9.888  |

CHART 7. SELECTED EURO-DOLLAR AND U.S. MONEY MARKET RATES

|  |         |        |
|--|---------|--------|
| OVERNIGHT EURO-DOLLAR DEPOSITS             | OCT. 30 | 9.299  |
| U.S. FEDERAL FUNDS                         | OCT. 30 | 9.722  |
| DIFFERENTIAL ADJ. FOR RESERVE REQUIREMENTS | OCT. 30 | 0.388  |
| 3-MONTH EURO-DOLLAR DEPOSIT RATE           | OCT. 30 | 10.211 |
| U.S. CD'S (60-89 DAYS)                     | OCT. 30 | 8.888  |
| DIFFERENTIAL ADJ. FOR RESERVE REQUIREMENTS | OCT. 30 | 1.455  |

CHART 8. INTEREST ARBITRAGE, 3-MONTH FUNDS

|                                      |         |        |
|--------------------------------------|---------|--------|
| EURO-DOLLAR DEPOSIT                  | OCT. 30 | 10.211 |
| INTERBANK STERLING (LONDON), COVERED | OCT. 30 | 8.100  |
| DIFFERENTIAL                         | OCT. 30 | 2.111  |
| U.S. COMMERCIAL PAPER                | OCT. 30 | 8.933  |
| CANADIAN FINANCE CO. PAPER, COVERED  | OCT. 30 | 10.300 |
| DIFFERENTIAL                         | OCT. 30 | -1.388 |
| EURO-DOLLAR DEPOSIT                  | OCT. 30 | 10.211 |
| INTERBANK DM (FRANKFURT), COVERED    | OCT. 30 | 10.222 |
| DIFFERENTIAL                         | OCT. 30 | -0.011 |
| EURO-DOLLAR DEPOSIT                  | OCT. 30 | 10.211 |
| SWISS DEPOSIT (SF), COVERED          | OCT. 30 | 0.777  |
| DIFFERENTIAL                         | OCT. 30 | 9.455  |

SERIES NAME

LAST VALUE PLOTTED  
DATE VALUE

CHART 9. LONG TERM GOVERNMENT BOND YIELDS

|                 |          |        |
|-----------------|----------|--------|
| UNITED STATES   | OCT. 18  | 7.877  |
| GERMANY         | OCT. 18  | 10.722 |
| JAPAN (MONTHLY) | AUG. 30  | 10.188 |
| SWITZERLAND     | SEPT. 27 | 7.411  |
| CANADA          | OCT. 25  | 9.333  |
| FRANCE          | OCT. 4   | 11.000 |
| NETHERLANDS     | OCT. 18  | 9.655  |
| UNITED KINGDOM  | OCT. 18  | 15.733 |

U.S. CORPORATE

|                   |          |        |
|-------------------|----------|--------|
| AAA BONDS         | SEPT. 27 | 9.244  |
| EURO-DM BONDS     | SEPT. 27 | 10.000 |
| EURO-DOLLAR BONDS | SEPT. 27 | 10.311 |

CHART 10. INDUSTRIAL STOCK INDEXES

|                |         |         |
|----------------|---------|---------|
| UNITED STATES  | OCT. 18 | 74.600  |
| JAPAN          | OCT. 18 | 176.866 |
| CANADA         | OCT. 18 | 91.100  |
| FRANCE         | OCT. 11 | 81.600  |
| UNITED KINGDOM | OCT. 18 | 50.100  |
| SWITZERLAND    | OCT. 18 | 58.777  |
| GERMANY        | OCT. 18 | 71.011  |



# FEDERAL RESERVE

statistical release

H.10

NOVEMBER 1, 1974

## FOREIGN EXCHANGE RATES

FOR THE WEEK ENDING NOVEMBER 1, 1974

The Board of Governors of the Federal Reserve System is advised that the Federal Reserve Bank of New York has certified for customs purposes the following noon buying rate in New York City for cable transfers payable in foreign currencies:

| COUNTRY        | MONETARY UNIT | (RATE U.S. CENTS) |          |          |          |          |
|----------------|---------------|-------------------|----------|----------|----------|----------|
|                |               | OCT. 28           | OCT. 29  | OCT. 30  | OCT. 31  | NOV. 1   |
| AUSTRALIA      | DOLLAR        | 130.8000          | 130.8000 | 130.8000 | 130.8000 | 130.8500 |
| AUSTRIA        | SCHILLING     | 5.44000           | 5.45000  | 5.43000  | 5.44000  | 5.44000  |
| BELGIUM        | FRANC         | 2.62000           | 2.62650  | 2.62000  | 2.62100  | 2.62850  |
| CANADA         | DOLLAR        | 101.6500          | 101.5700 | 101.5800 | 101.5600 | 101.5700 |
| DENMARK        | KRONE         | 16.7500           | 16.8100  | 16.7900  | 16.7900  | 16.8000  |
| FINLAND        | MARKKA        | 26.3900           | 26.4400  | 26.4300  | 26.4200  | 26.4300  |
| FRANCE         | FRANC         | 21.2700           | 21.2900  | 21.2800  | 21.2900  | 21.3200  |
| GERMANY        | D. MARK       | 38.8100           | 38.8300  | 38.7700  | 38.7800  | 38.9500  |
| INDIA          | RUPEE         | 12.4000           | 12.4000  | 12.4000  | 12.4000  | 12.4000  |
| IRELAND        | POUND         | 233.2300          | 233.4200 | 233.5200 | 233.5500 | 233.8000 |
| ITALY          | LIRA          | 0.14980           | 0.14980  | 0.14980  | 0.14970  | 0.15000  |
| JAPAN          | YEN           | 0.33320           | 0.33340  | 0.33340  | 0.33340  | 0.33280  |
| MALAYSIA       | DOLLAR        | 41.4500           | 41.6100  | 41.6100  | 41.6500  | 41.8500  |
| MEXICO         | PESO          | 8.0000            | 8.0000   | 8.0000   | 8.0000   | 8.0000   |
| NETHERLANDS    | GUILDER       | 37.8700           | 37.9200  | 37.8800  | 37.9000  | 37.9700  |
| NEW ZEALAND    | DOLLAR        | 129.5000          | 129.5000 | 129.5000 | 129.9500 | 130.0000 |
| NORWAY         | KRONE         | 18.1300           | 18.1800  | 18.1800  | 18.1500  | 18.1600  |
| PORTUGAL       | ESCUDO        | 3.9500            | 3.9500   | 3.9500   | 3.9400   | 3.9500   |
| SOUTH AFRICA   | RAND          | 142.7500          | 142.7500 | 142.7500 | 142.7500 | 142.7500 |
| SPAIN          | PESETA        | 1.7430            | 1.7430   | 1.7430   | 1.7430   | 1.7430   |
| SRI LANKA (1)  | RUPEE         | 14.9800           | 14.9800  | 14.9800  | 14.9800  | 14.9800  |
| SWEDEN         | KRUNA         | 22.8200           | 22.8700  | 22.8200  | 22.8200  | 22.8800  |
| SWITZERLAND    | FRANC         | 35.0800           | 35.0800  | 34.8100  | 34.8400  | 35.0000  |
| UNITED KINGDOM | POUND         | 233.2300          | 233.4200 | 233.5200 | 233.5500 | 233.8000 |

(1) SRI LANKA PREVIOUSLY KNOWN AS CEYLON

16