


2 H.13



Selected Interest & Exchange Rates

Weekly Series of Charts

OCTOBER 29, 1974

Prepared by the
FINANCIAL MARKETS
SECTION

DIVISION OF
INTERNATIONAL FINANCE

1 BOARD OF GOVERNORS
FEDERAL RESERVE SYSTEM
Washington, D.C. 20551

Table of Contents

CHARTS

1. SPOT EXCHANGE RATE INDEXES
2. 3-MONTH FORWARD EXCHANGE RATES
3. GOLD PRICE--LONDON
4. CALL MONEY RATES
5. 3-MONTH INTEREST RATES
6. EURO-DOLLAR DEPOSIT RATES
7. SELECTED EURO-DOLLAR AND U.S. MONEY MARKET RATES
8. INTEREST ARBITRAGE: 3-MONTH FUNDS
9. LONG-TERM GOVERNMENT BOND YIELDS
10. INDUSTRIAL STOCK INDEXES

TABLES

1. LATEST FIGURES PLOTTED
2. DAILY CERTIFIED SPOT EXCHANGE RATES--H.10 RELEASE

Chart 1
SPOT EXCHANGE RATES
 INDEXES OF DOLLAR PRICES OF FOREIGN CURRENCIES
 AVERAGES FOR WEEK ENDING WEDNESDAY

RATIO SCALE
 MAY 1970 PARITY=100

RATIO SCALE
 MAY 1970 PARITY=100

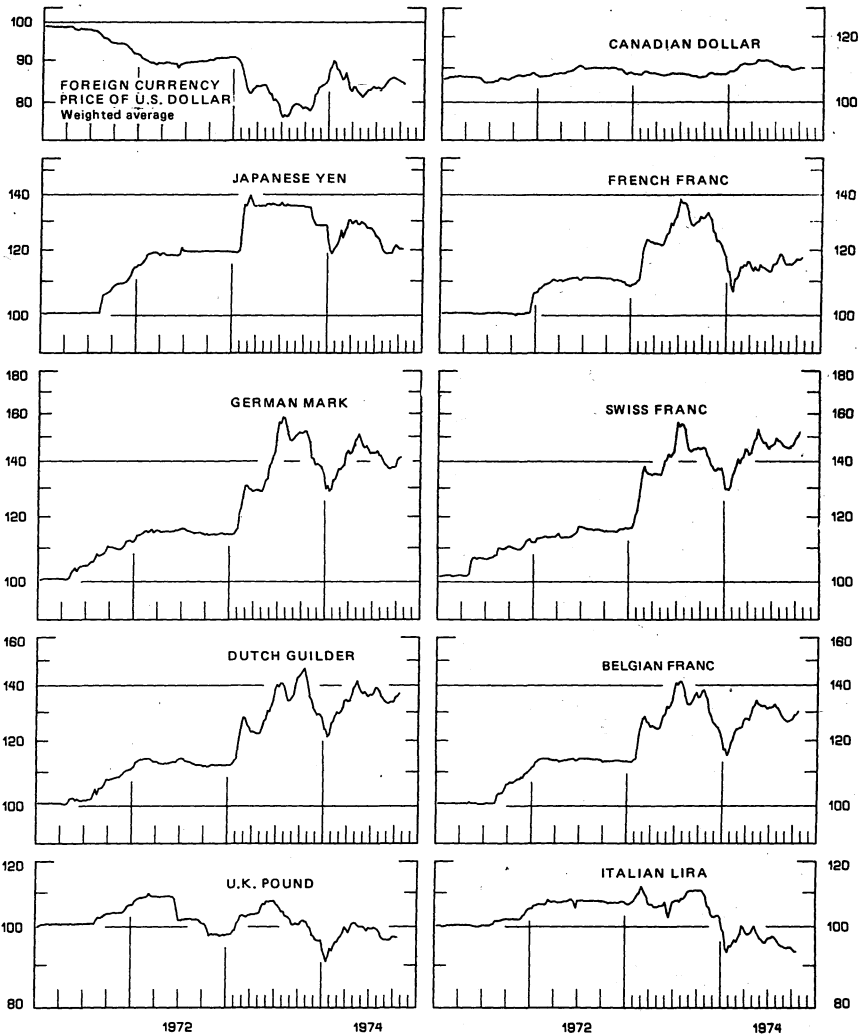
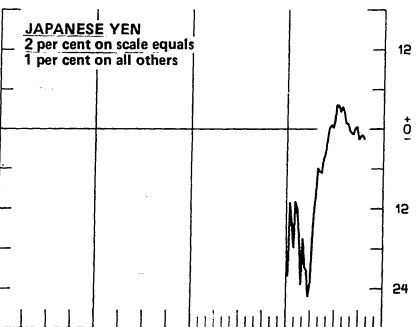
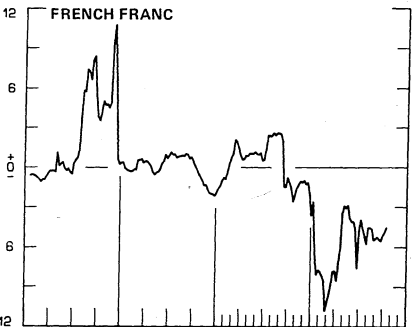
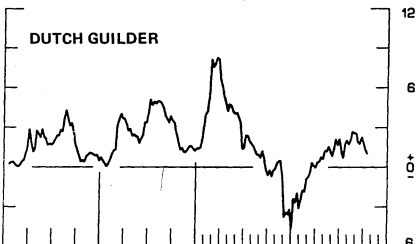
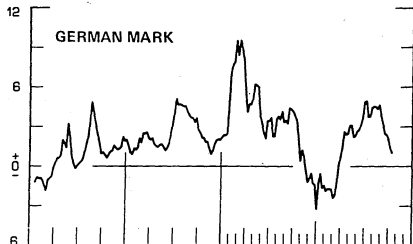
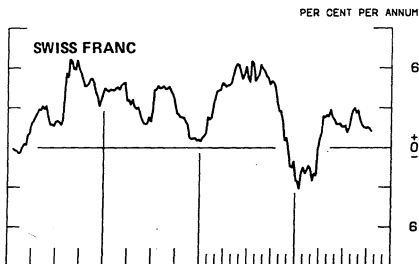
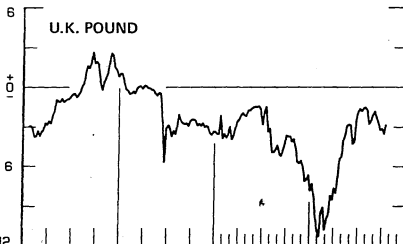
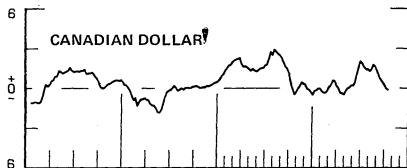


Chart 2
3-MONTH FORWARD EXCHANGE RATES

PREMIUM (+), OR DISCOUNT (-)
 AVERAGES FOR WEEK ENDING WEDNESDAY

PER CENT PER ANNUM



1972

1974

1972

1974

Chart 3
PRICE OF GOLD IN LONDON
AVERAGES FOR WEEK ENDING WEDNESDAY

5

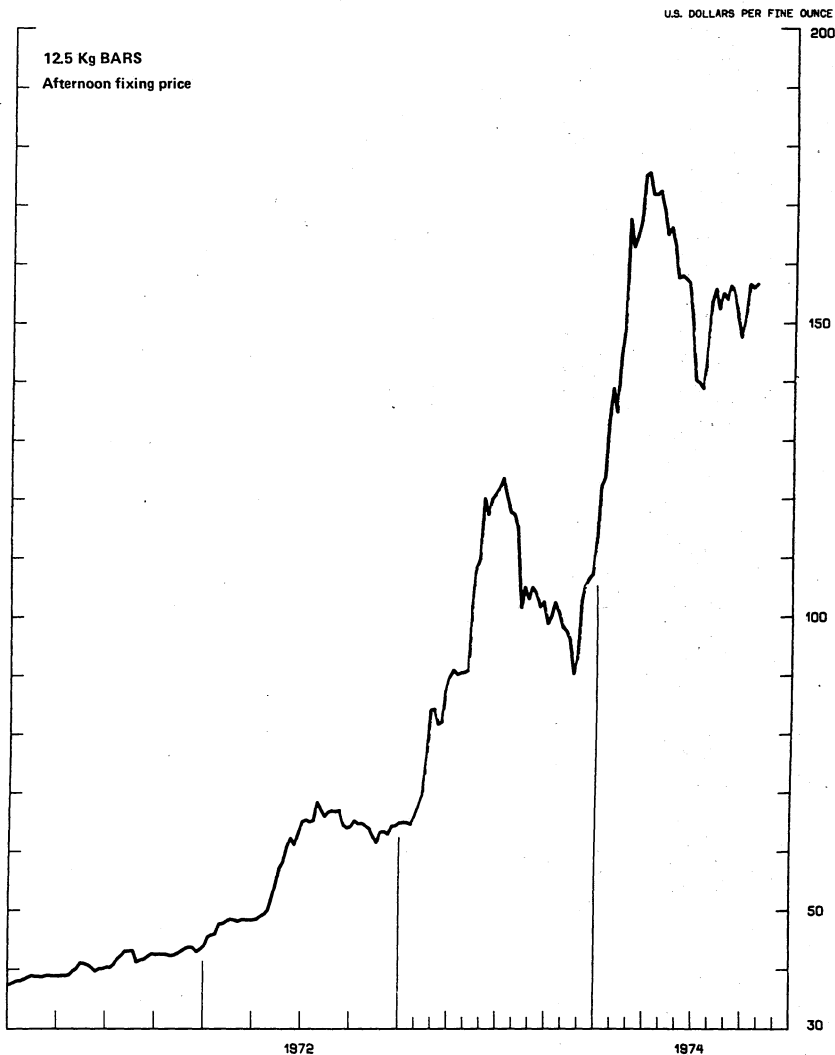


Chart 4
CALL MONEY RATES
WEEKLY SERIES

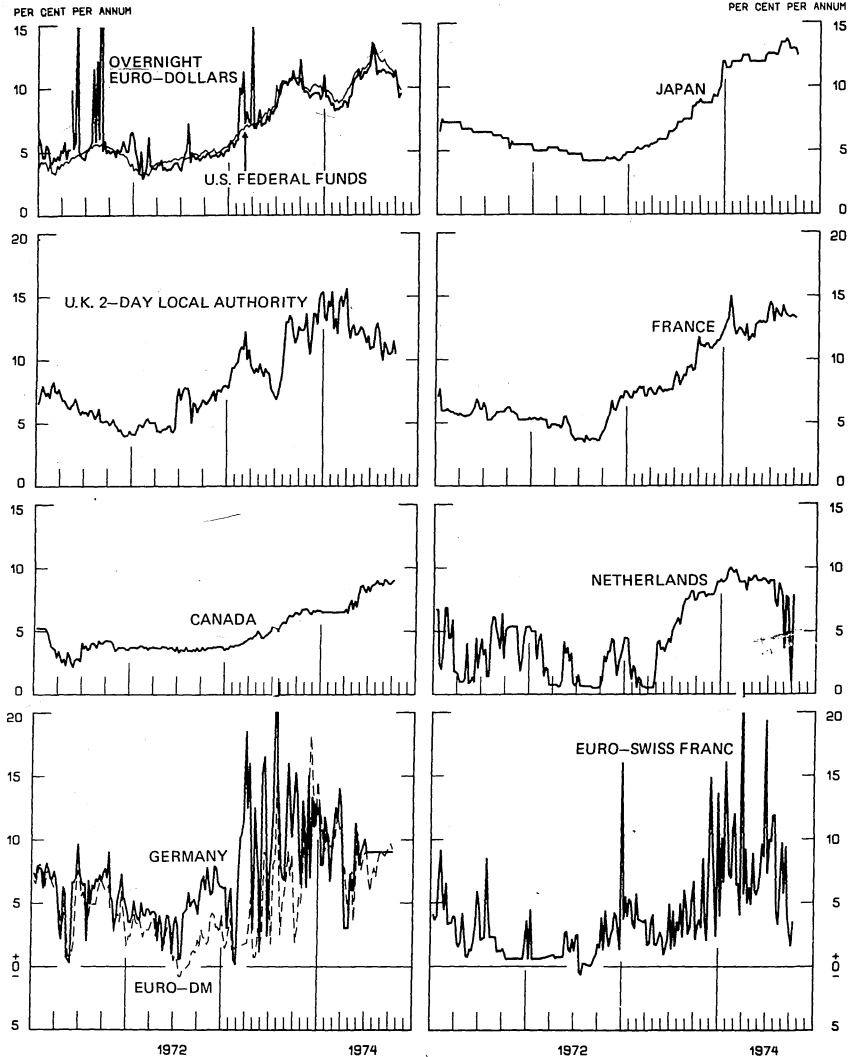
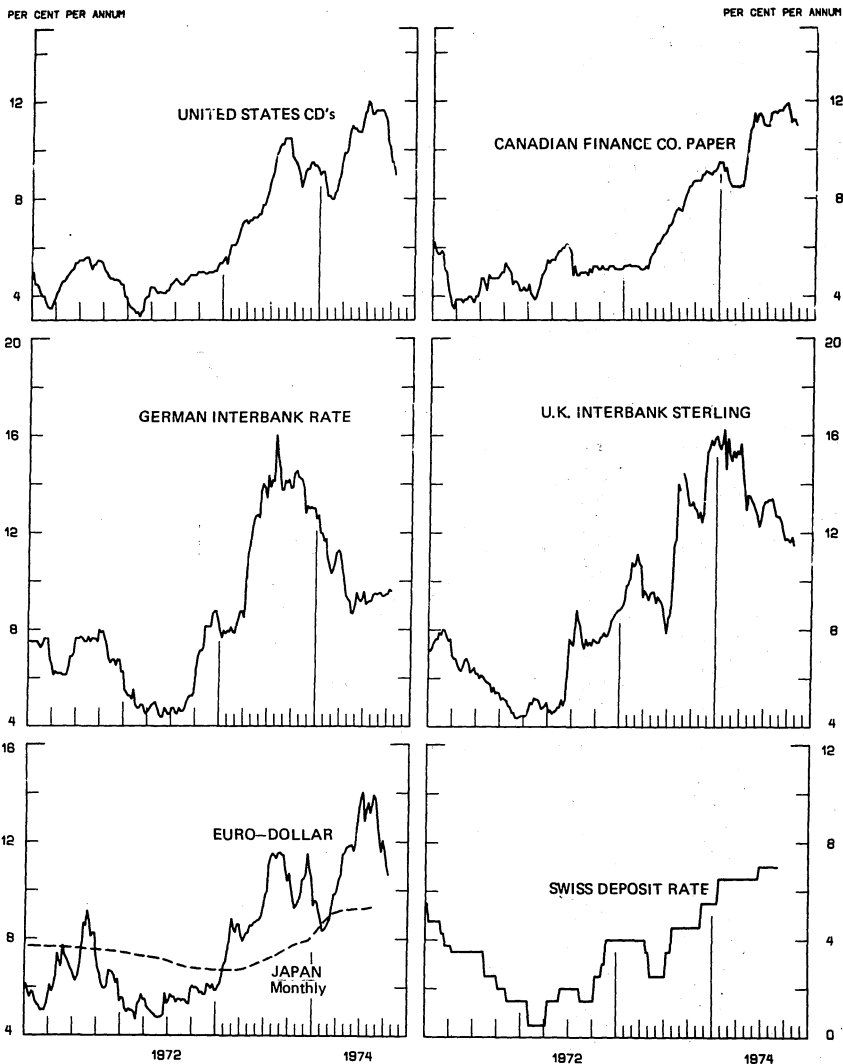


Chart 5
3-MONTH INTEREST RATES
WEEKLY SERIES



8

Chart 6
EURO-DOLLAR DEPOSIT RATES London
AVERAGES FOR WEEK ENDING WEDNESDAY

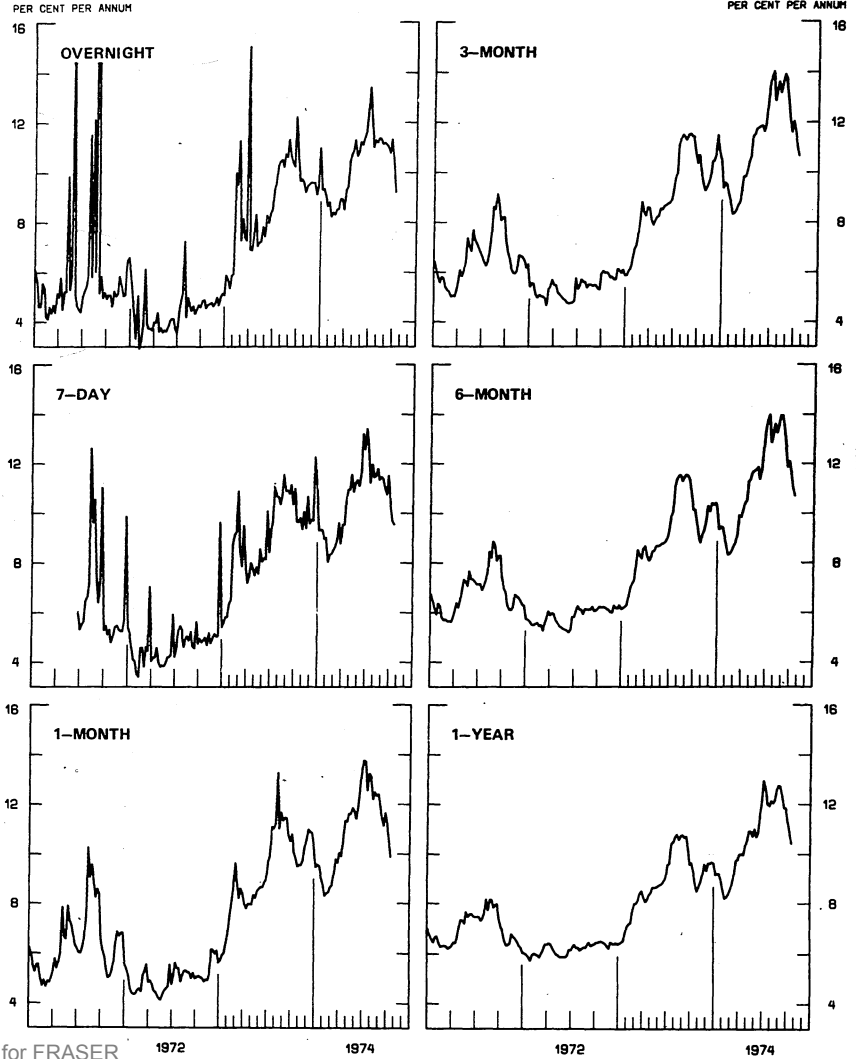


Chart 7
SELECTED EURO-DOLLAR AND U.S. MONEY MARKET RATES
 AVERAGES FOR WEEK ENDING WEDNESDAY

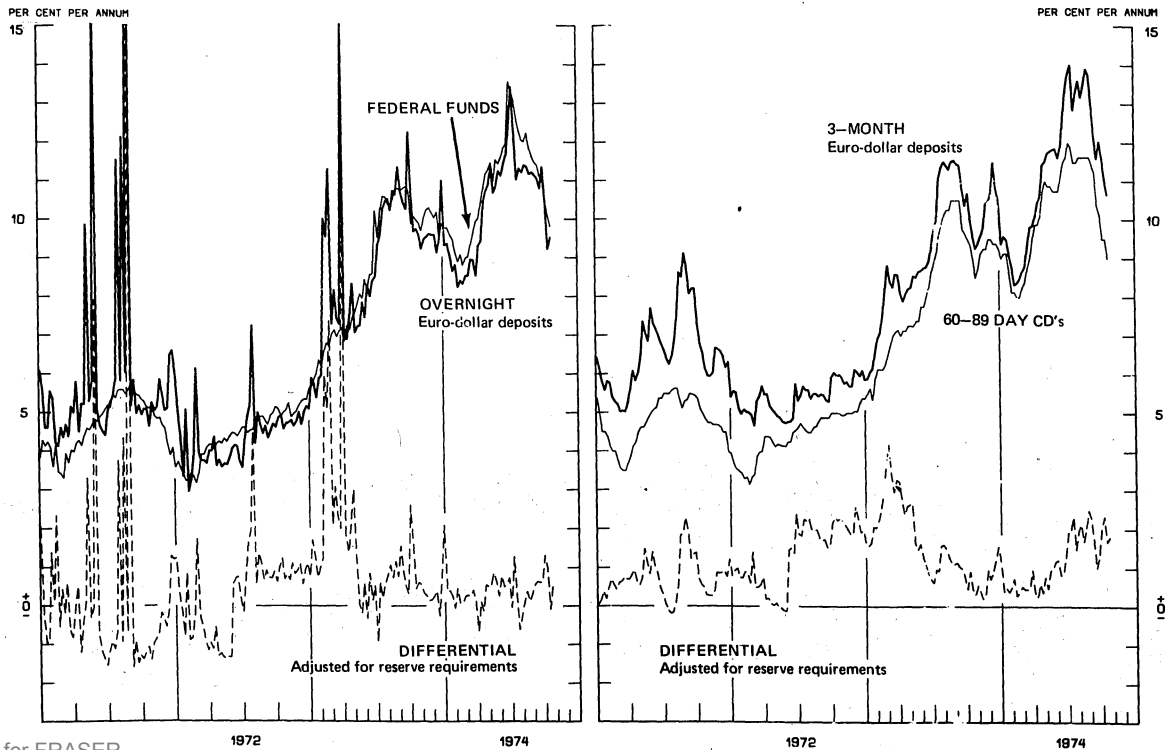


Chart 8

INTEREST ARBITRAGE: 3-MONTH FUNDS

AVERAGES FOR WEEK ENDING WEDNESDAY

DIFFERENTIAL: PLUS (+), INDICATES FAVOR DOLLAR ASSETS

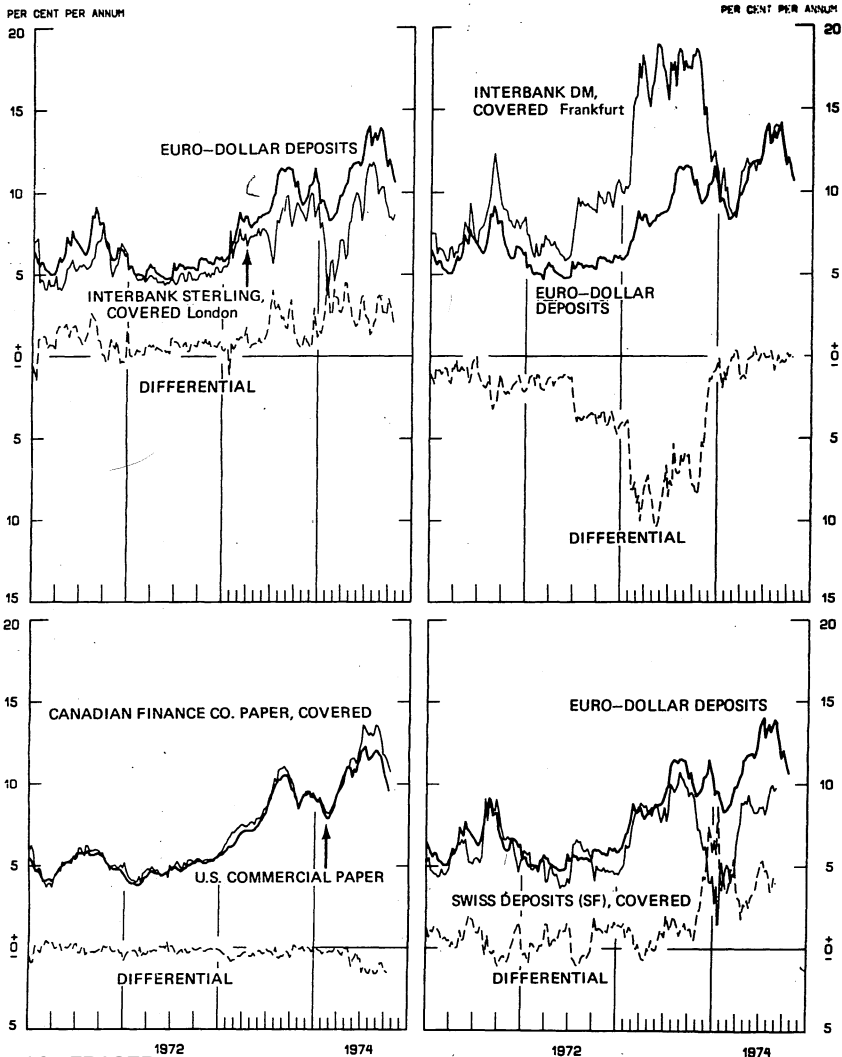
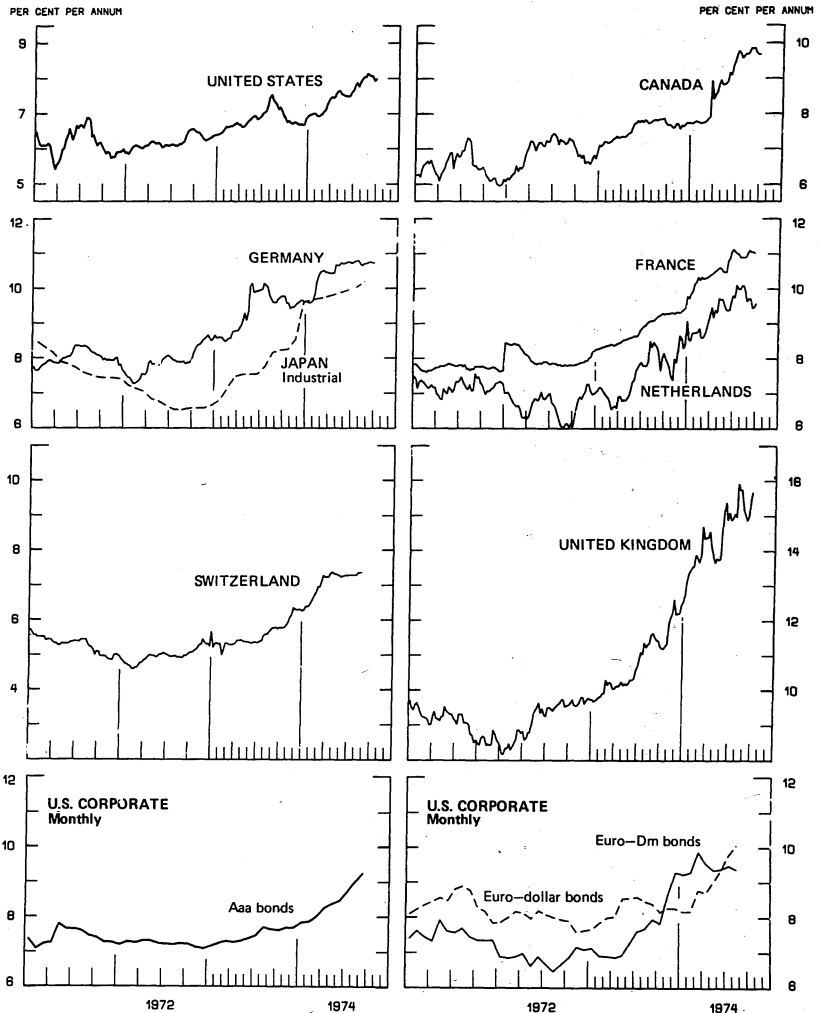


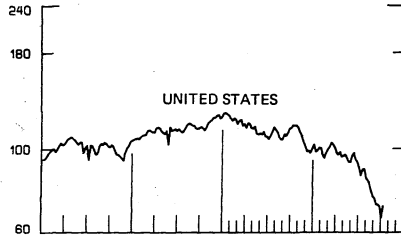
Chart 9
LONG-TERM GOVERNMENT BOND YIELDS
 WEEKLY SERIES



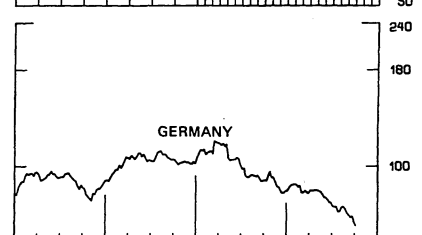
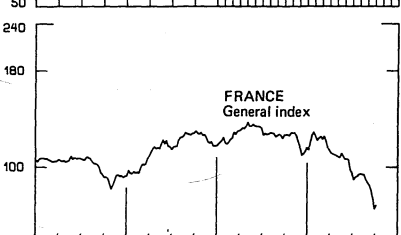
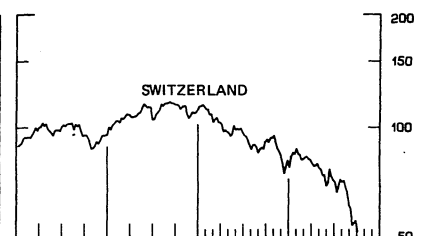
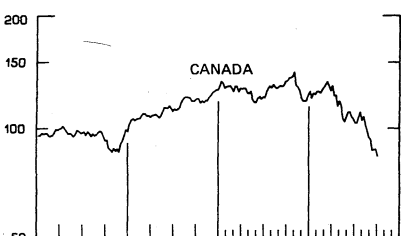
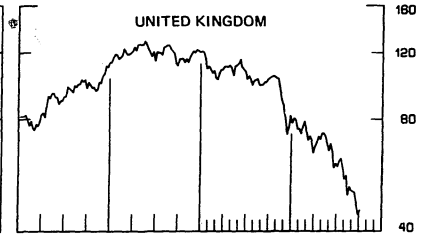
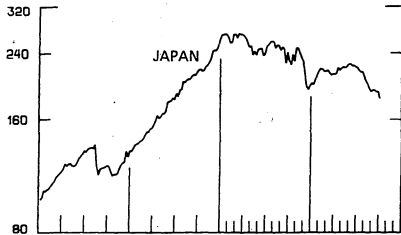
12

Chart 10
INDUSTRIAL STOCK INDEXES
WEEKLY SERIES

RATIO SCALE
1989=100



RATIO SCALE
1989=100



1972

1974

1972

1974

SERIES NAME

LAST VALUE PLOTTED
DATE VALUE

CHART 1. SPOT EXCHANGE RATES

U.S. DOLLAR, WEIGHTED AVERAGE	OCT. 23	84.233
JAPANESE YEN	OCT. 23	120.200
GERMAN MARK	OCT. 23	141.759
DUTCH GUILDER	OCT. 23	136.922
U.K. POUND	OCT. 23	97.144
CANADIAN DOLLAR	OCT. 23	109.977
FRENCH FRANC	OCT. 23	117.433
SWISS FRANC	OCT. 23	151.855
BELGIAN FRANC	OCT. 23	130.255
ITALIAN LIRA	OCT. 23	93.422

CHART 2. 3-MONTH FORWARD EXCHANGE RATES

CANADIAN DOLLAR	OCT. 23	-0.111
U.K. POUND	OCT. 23	-2.833
GERMAN MARK	OCT. 23	1.033
FRENCH FRANC	OCT. 23	-4.566
SWISS FRANC	OCT. 23	1.244
DUTCH GUILDER	OCT. 23	1.033
JAPANESE YEN	OCT. 23	-1.555

CHART 3. GOLD PRICE IN LONDON

U.S. DOLLAR PER FINE OUNCE	OCT. 23	156.611
----------------------------	---------	---------

CHART 4. CALL MONEY RATES

U.S. FEDERAL FUNDS	OCT. 23	9.811
OVERNIGHT EURO-DOLLAR DEPOSITS	OCT. 23	9.522
U.K. 2-DAY LOCAL AUTHORITY DEPOSITS	OCT. 11	10.888
CANADA	OCT. 11	8.700
GERMANY	OCT. 18	9.000
EURO-DM	OCT. 18	9.211
JAPAN	OCT. 11	12.500
FRANCE	OCT. 11	13.133
NETHERLANDS	OCT. 11	7.811
EURO-SWISS FRANC	OCT. 18	3.922

CHART 5. 3-MONTH INTEREST RATES

U.S. CD'S (60-89 DAYS)	OCT. 23	9.000
GERMAN INTERBANK LOAN	OCT. 23	9.700
JAPANESE COMPOSIT LOAN	AUG. 30	9.300
EURO-DOLLAR DEPOSIT	OCT. 23	10.655
CANADIAN FINANCE COMPANY PAPER	OCT. 23	10.855
INTERBANK STERLING	OCT. 23	11.499
SWISS DEPOSIT	SEPT. 11	7.000

14

SERIES NAME

LAST VALUE PLOTTED
DATE VALUE

CHART 6. EURO-DOLLAR DEPOSIT RATES: LONDON

OVERNIGHT	OCT. 23	9.522
7-DAY	OCT. 23	9.555
1-MONTH	OCT. 23	9.899
3-MONTH	OCT. 23	10.655
6-MONTH	OCT. 23	10.711
1-YEAR	OCT. 23	10.494

CHART 7. SELECTED EURO-DOLLAR AND U.S. MONEY MARKET RATES

OVERNIGHT EURO-DOLLAR DEPOSITS	OCT. 23	9.522
U.S. FEDERAL FUNDS	OCT. 23	9.811
DIFFERENTIAL ADJ. FOR RESERVE REQUIREMENTS	OCT. 23	0.544
3-MONTH EURO-DOLLAR DEPOSIT RATE	OCT. 23	10.655
U.S. CD'S (60-89 DAYS)	OCT. 23	9.000
DIFFERENTIAL ADJ. FOR RESERVE REQUIREMENTS	OCT. 23	1.800

CHART 8. INTEREST ARBITRAGE, 3-MONTH FUNDS

EURO-DOLLAR DEPOSIT	OCT. 23	10.655
INTERBANK STERLING (LONDON), COVERED	OCT. 23	8.666
DIFFERENTIAL	OCT. 23	1.999
U.S. COMMERCIAL PAPER	OCT. 23	9.388
CANADIAN FINANCE CO. PAPER, COVERED	OCT. 23	10.744
DIFFERENTIAL	OCT. 23	-1.37
EURO-DOLLAR DEPOSIT	OCT. 23	10.655
INTERBANK DM (FRANKFURT), COVERED	OCT. 23	10.733
DIFFERENTIAL	OCT. 23	-0.088
EURO-DOLLAR DEPOSIT	OCT. 23	10.655
SWISS DEPOSIT (SF), COVERED	OCT. 23	1.244
DIFFERENTIAL	OCT. 23	9.411

SERIES NAME

LAST VALUE PLOTTED
DATE VALUE

CHART 9. LONG TERM GOVERNMENT BOND YIELDS

UNITED STATES	OCT. 4	7.999
GERMANY	OCT. 11	10.711
JAPAN (MONTHLY)	AUG. 30	10.188
SWITZERLAND	SEPT. 6	7.366
CANADA	OCT. 11	9.499
FRANCE	OCT. 4	11.000
NETHERLANDS	OCT. 11	9.666
UNITED KINGDOM	OCT. 11	15.688

U.S. CORPORATE

AAA BONDS	SEPT. 27	9.244
EURO-DM BONDS	AUG. 30	9.377
EURO-DOLLAR BONDS	AUG. 30	10.066

CHART 10. INDUSTRIAL STOCK INDEXES

UNITED STATES	OCT. 18	74.600
JAPAN	OCT. 11	172.100
CANADA	OCT. 11	91.166
FRANCE	OCT. 11	81.600
UNITED KINGDOM	OCT. 11	45.477
SWITZERLAND	OCT. 11	56.477
GERMANY	OCT. 11	71.011



FEDERAL RESERVE

statistical release

H.10

OCTOBER 25, 1974

FOREIGN EXCHANGE RATES

FOR THE WEEK ENDING OCTOBER 25, 1974

The Board of Governors of the Federal Reserve System is advised that the Federal Reserve Bank of New York has certified for customs purposes the following noon buying rate in New York City for cable transfers payable in foreign currencies:

COUNTRY	MONETARY UNIT	(RATE U.S. CENTS)				
		OCT. 21	OCT. 22	OCT. 23	OCT. 24	OCT. 25
AUSTRALIA	DOLLAR	130.7700	130.7500	130.6400	130.8000	130.8000
AUSTRIA	SCHILLING	5.41000	5.41000	5.45000	5.45000	5.46000
BELGIUM	FRANC	2.59750	2.60600	2.62000	2.62350	2.62150
CANADA	DOLLAR	101.6400	101.6500	101.6500	101.6600	101.7100
DENMARK	KRONE	16.5500	16.6500	16.7400	16.7200	16.7700
FINLAND	MARKKA	26.4000	26.3500	26.3500	26.5000	26.4300
FRANCE	FRANC	21.1100	21.1300	21.2400	21.2600	21.2600
GERMANY	D. MARK	38.6000	38.6700	38.8750	38.8500	38.8600
INDIA	RUPEE	12.4000	12.4000	12.4000	12.4000	12.4000
IRELAND	POUND	232.9900	232.9500	233.2500	233.1500	233.3200
ITALY	LIRA	0.14940	0.14930	0.14970	0.14980	0.15000
JAPAN	YEN	0.33370	0.33340	0.33370	0.33340	0.33350
MALAYSIA	DOLLAR	41.6000	41.6000	41.6200	41.7000	41.6000
MEXICO	PESO	8.0000	8.0000	8.0000	8.0000	8.0000
NETHERLANDS	GUILDER	37.6600	37.8100	38.0700	38.0800	37.9600
NEW ZEALAND	DOLLAR	130.2500	130.2500	130.0000	129.5000	129.5000
NORWAY	KRONE	18.0900	18.0700	18.1800	18.1500	18.1800
PORTUGAL	ESCUDO	3.9300	3.9200	3.9400	3.9400	3.9600
SOUTH AFRICA	RAND	142.7500	142.7500	142.7500	142.7500	142.7500
SPAIN	PESETA	1.7430	1.7415	1.7440	1.7445	1.7430
SRI LANKA (1)	RUPEE	14.9000	14.9000	14.9000	14.9000	14.9800
SWEDEN	KRONA	22.7600	22.7500	22.8700	22.8600	22.8500
SWITZERLAND	FRANC	34.6000	34.8000	35.0800	35.0800	35.0900
UNITED KINGDOM	POUND	232.9900	232.9500	233.2500	233.1500	233.3200

(1) SRI LANKA PREVIOUSLY KNOWN AS CEYLON

116