

LIBRARY
OCT 23 1974
FEDERAL RESERVE BANK
OF RICHMOND

Selected Interest & Exchange Rates

Weekly Series of Charts

OCTOBER 21, 1974

Prepared by the
FINANCIAL MARKETS
SECTION

DIVISION OF
INTERNATIONAL FINANCE

4
BOARD OF GOVERNORS
FEDERAL RESERVE SYSTEM
Washington, D.C. 20551

Table of Contents

CHARTS

1. SPOT EXCHANGE RATE INDEXES
2. 3-MONTH FORWARD EXCHANGE RATES
3. GOLD PRICE--LONDON
4. CALL MONEY RATES
5. 3-MONTH INTEREST RATES
6. EURO-DOLLAR DEPOSIT RATES
7. SELECTED EURO-DOLLAR AND U.S. MONEY MARKET RATES
8. INTEREST ARBITRAGE: 3-MONTH FUNDS
9. LONG-TERM GOVERNMENT BOND YIELDS
10. INDUSTRIAL STOCK INDEXES

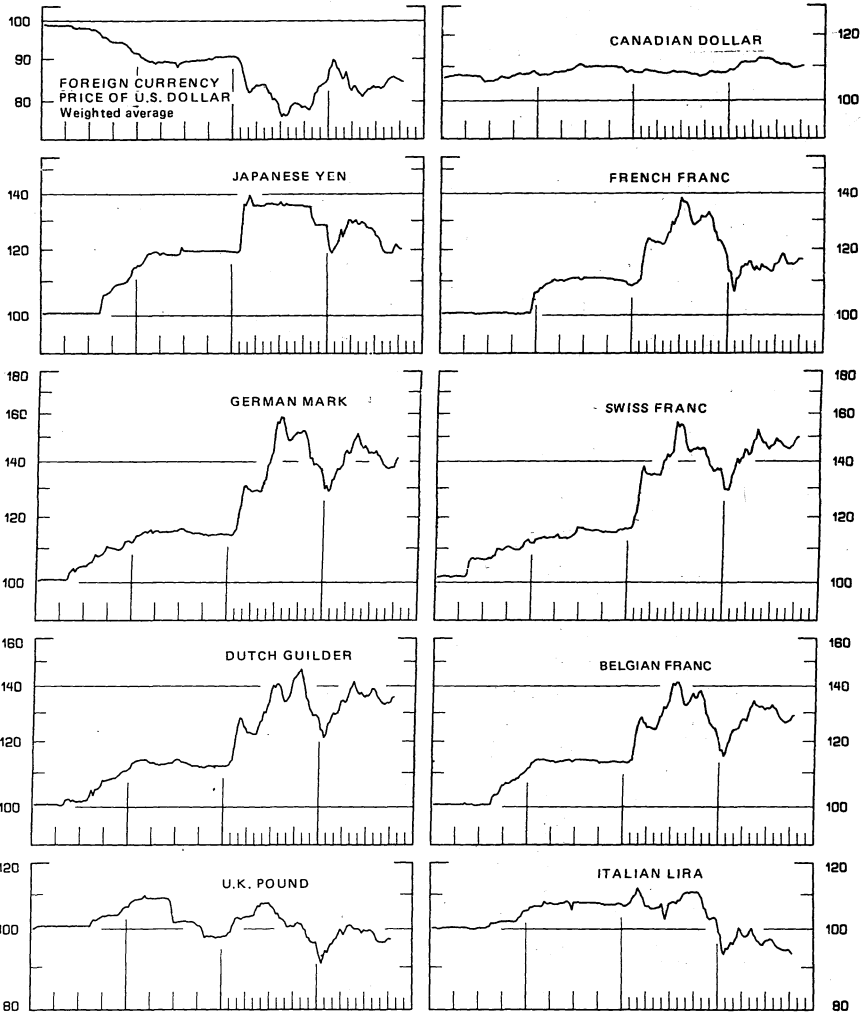
TABLES

1. LATEST FIGURES PLOTTED
2. DAILY CERTIFIED SPOT EXCHANGE RATES--H.10 RELEASE

Chart 1
SPOT EXCHANGE RATES
INDEXES OF DOLLAR PRICES OF FOREIGN CURRENCIES
AVERAGES FOR WEEK ENDING WEDNESDAY

RATIO SCALE
MAY 1970 PARITY=100

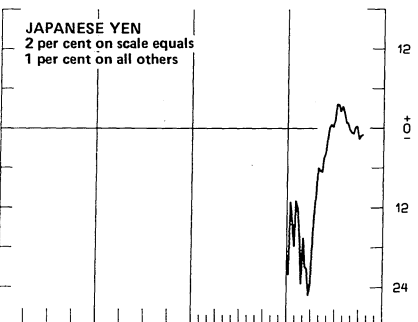
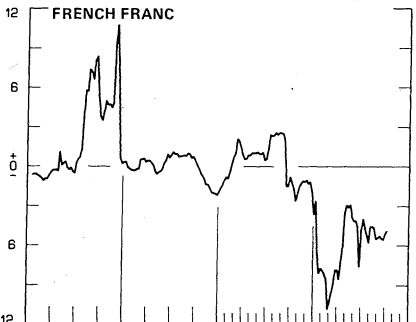
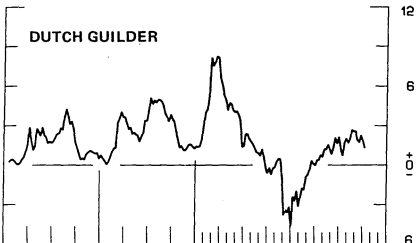
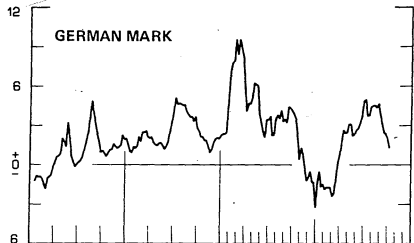
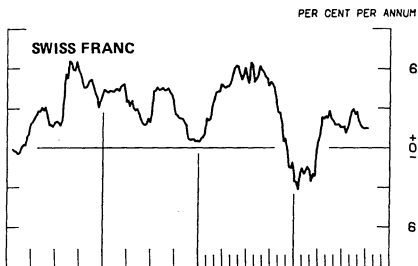
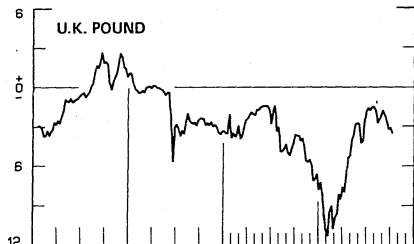
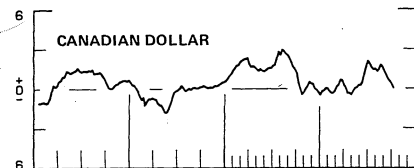
RATIO SCALE
MAY 1970 PARITY=100



4

Chart 2
3-MONTH FORWARD EXCHANGE RATES
PREMIUM (+), OR DISCOUNT (-)
AVERAGES FOR WEEK ENDING WEDNESDAY

PER CENT PER ANNUM



1972

1972

1974

5

Chart 3
PRICE OF GOLD IN LONDON
AVERAGES FOR WEEK ENDING WEDNESDAY

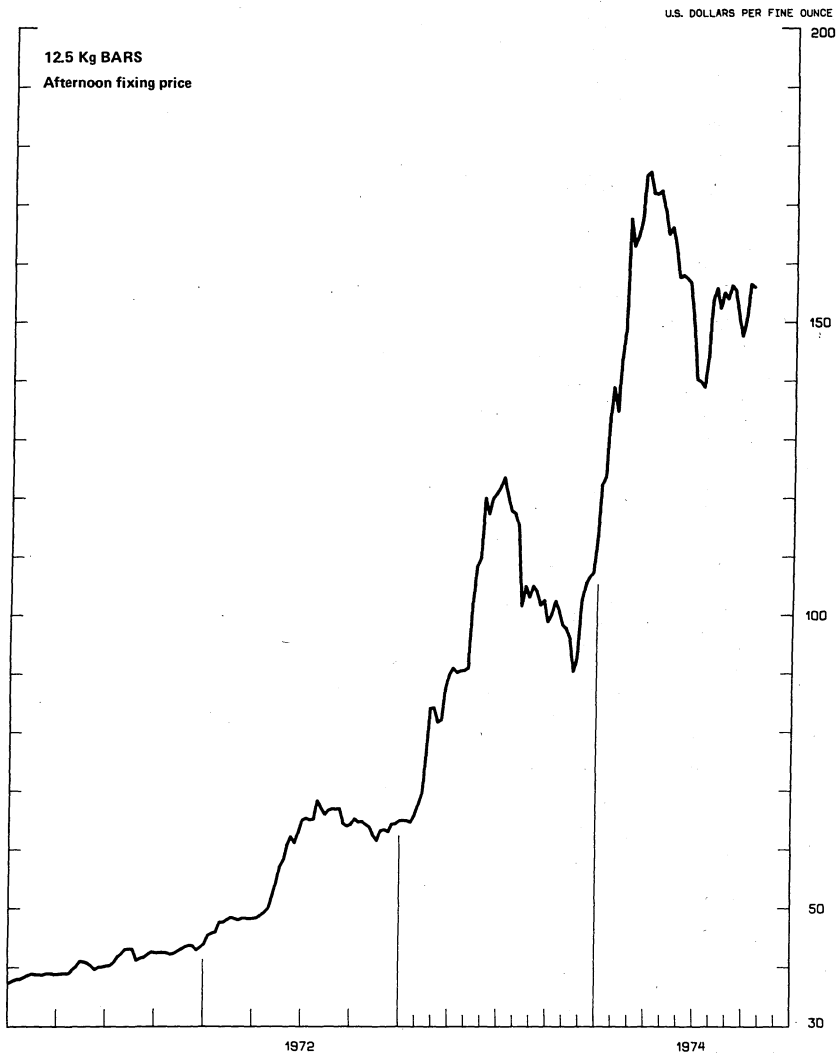
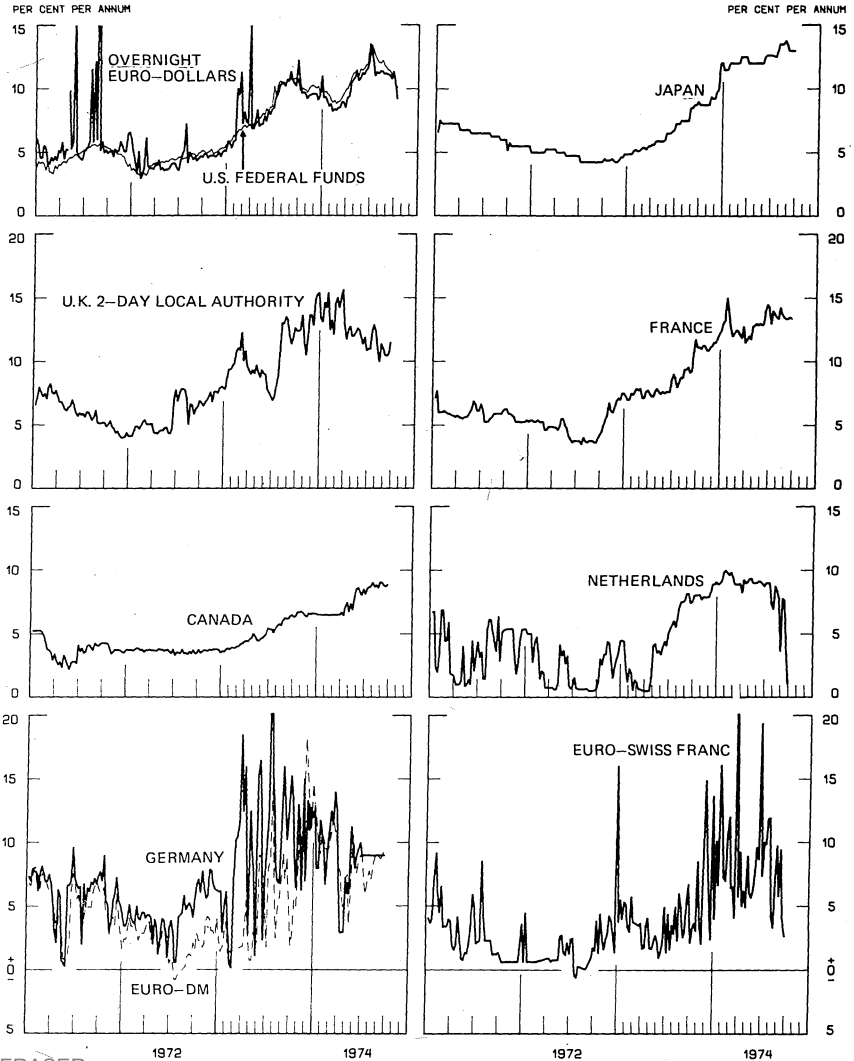
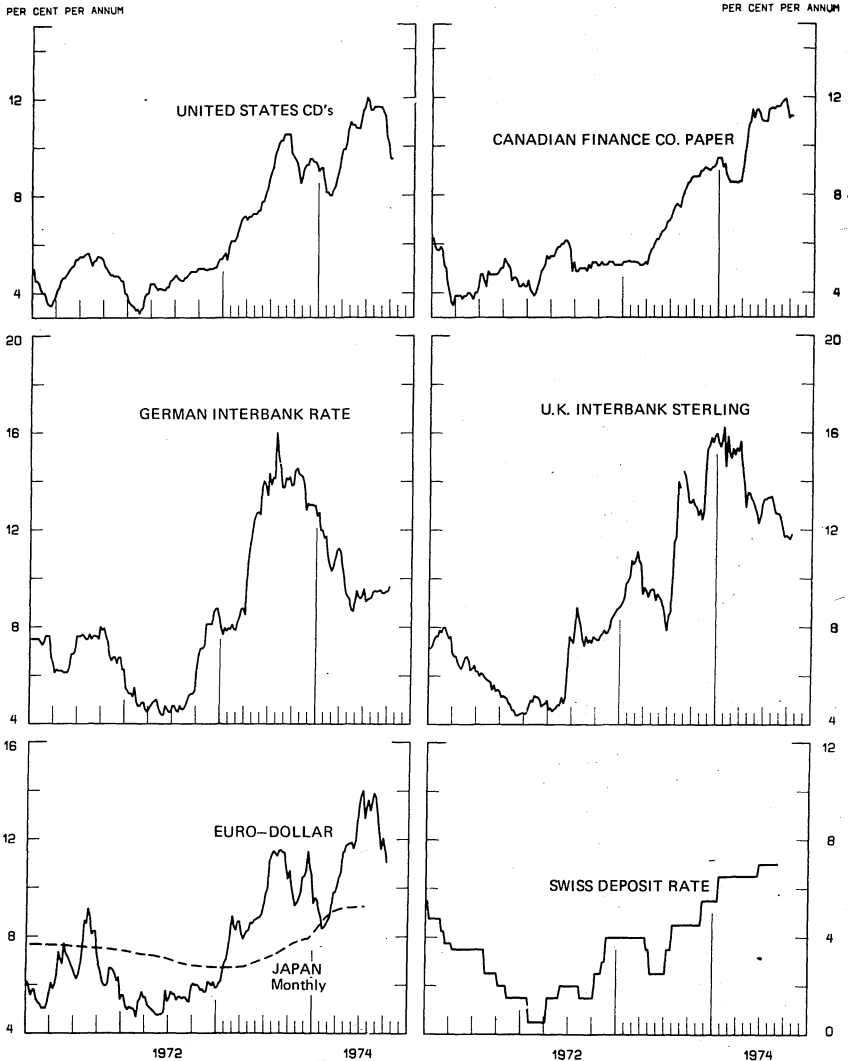


Chart 4
CALL MONEY RATES
WEEKLY SERIES



7

Chart 5
3-MONTH INTEREST RATES
 WEEKLY SERIES



8

Chart 6
EURO-DOLLAR DEPOSIT RATES London
AVERAGES FOR WEEK ENDING WEDNESDAY

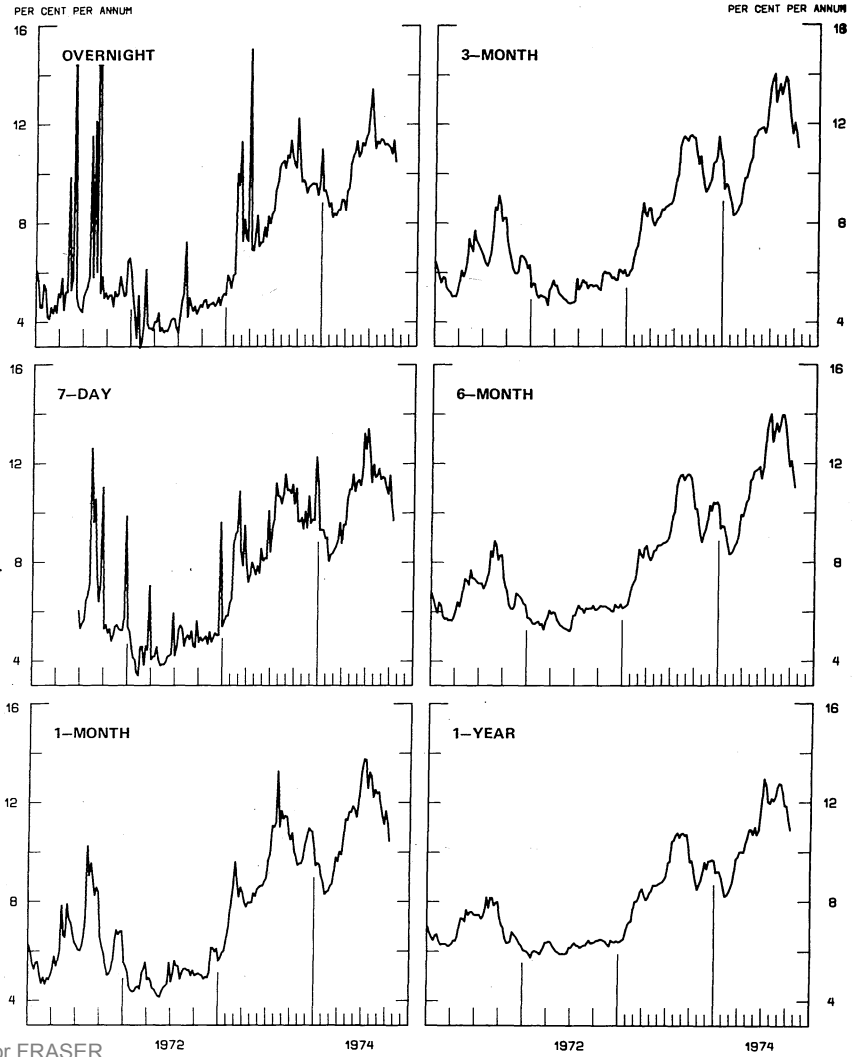
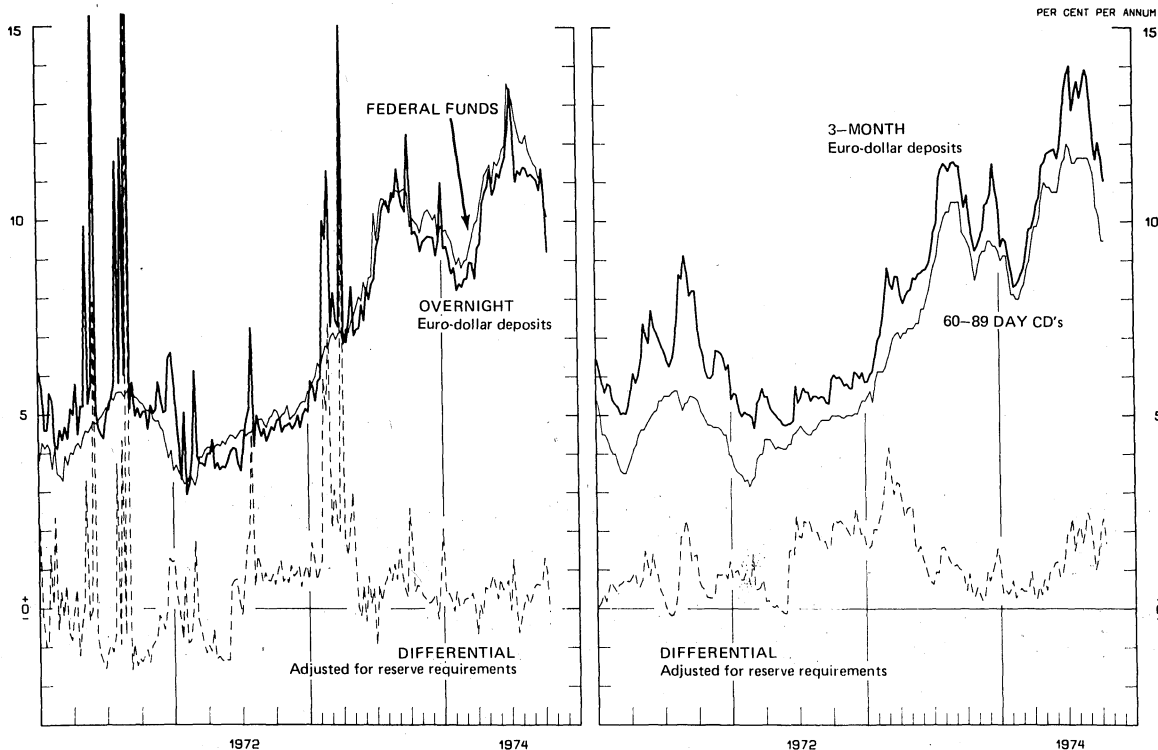


Chart 7
SELECTED EURO-DOLLAR AND U.S. MONEY MARKET RATES
 AVERAGES FOR WEEK ENDING WEDNESDAY



9

Chart 8

INTEREST ARBITRAGE: 3-MONTH FUNDS

AVERAGES FOR WEEK ENDING WEDNESDAY

DIFFERENTIAL: PLUS (+), INDICATES FAVOR DOLLAR ASSETS

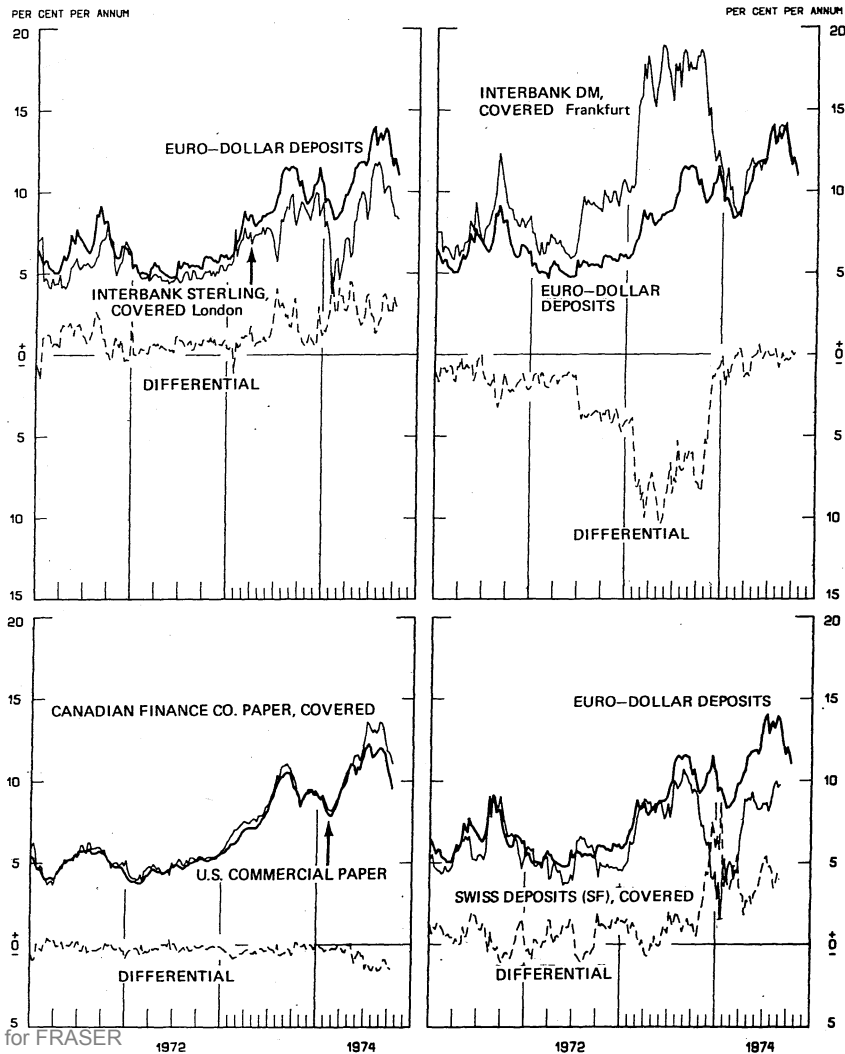


Chart 9
LONG-TERM GOVERNMENT BOND YIELDS
 WEEKLY SERIES

PER CENT PER ANNUM

PER CENT PER ANNUM

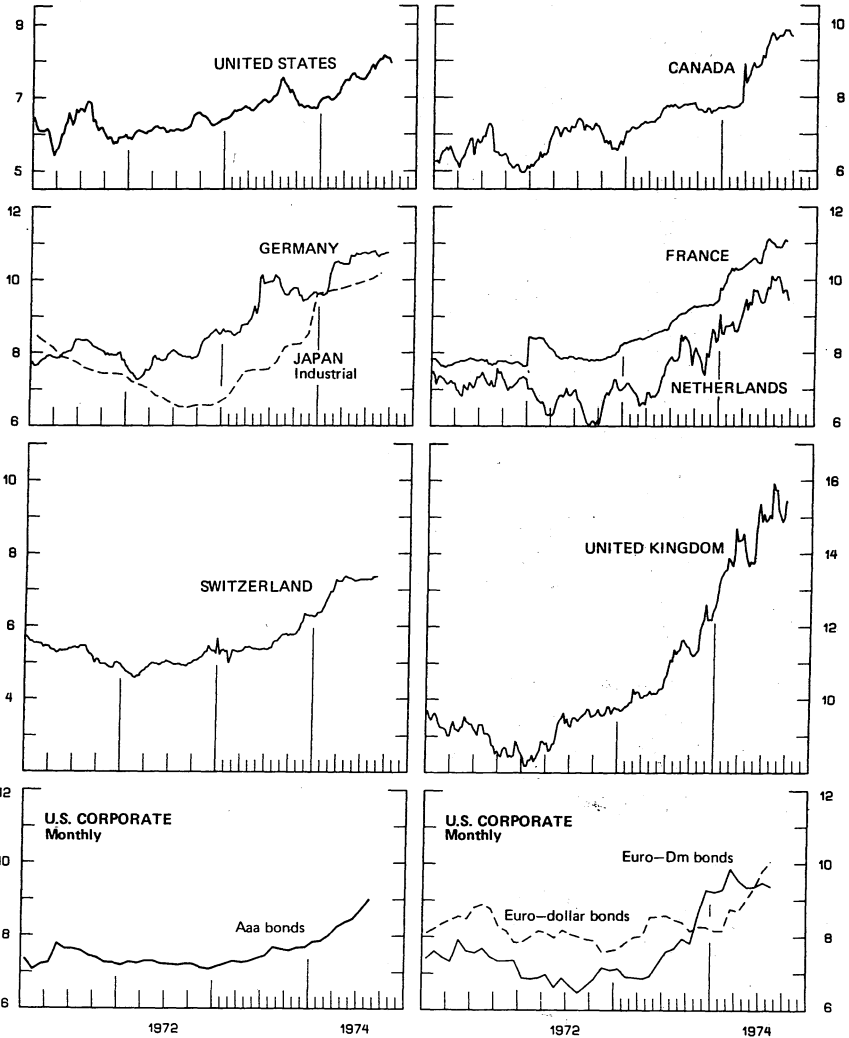
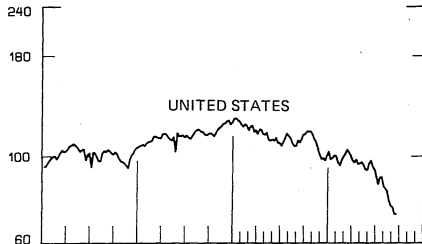
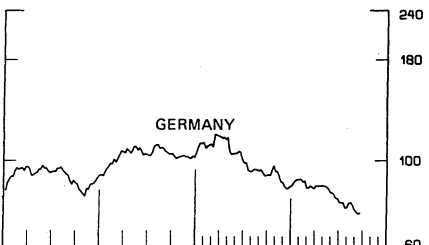
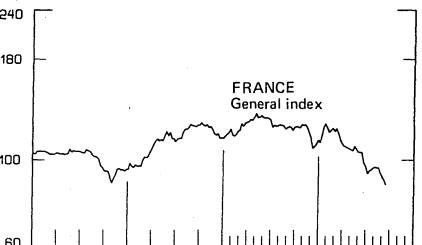
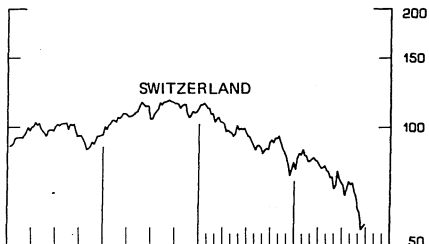
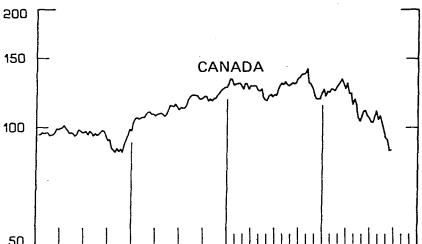
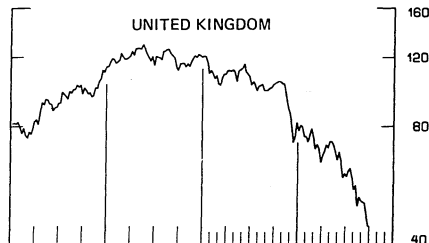
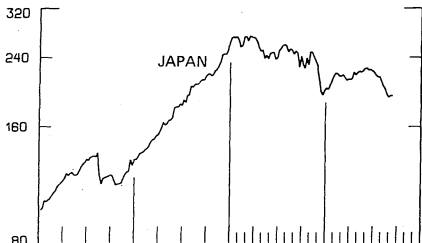


Chart 10
INDUSTRIAL STOCK INDEXES
WEEKLY SERIES

RATIO SCALE
1969=100



RATIO SCALE
1969=100



1972

1974

1972

1974

SERIES NAME

LAST VALUE PLOTTED
DATE VALUE

CHART 1. SPOT EXCHANGE RATES

U.S. DOLLAR, WEIGHTED AVERAGE	OCT. 16	84.433
JAPANESE YEN	OCT. 16	120.400
GERMAN MARK	OCT. 16	141.444
DUTCH GUILDER	OCT. 16	135.788
U.K. POUND	OCT. 16	97.122
CANADIAN DOLLAR	OCT. 16	110.133
FRENCH FRANC	OCT. 16	116.855
SWISS FRANC	OCT. 16	150.055
BELGIAN FRANC	OCT. 16	129.088
ITALIAN LIRA	OCT. 16	93.411

CHART 2. 3-MONTH FORWARD EXCHANGE RATES

CANADIAN DOLLAR	OCT. 16	0.033
U.K. POUND	OCT. 16	-3.500
GERMAN MARK	OCT. 16	1.311
FRENCH FRANC	OCT. 16	-4.899
SWISS FRANC	OCT. 16	1.466
DUTCH GUILDER	OCT. 16	1.333
JAPANESE YEN	OCT. 16	-0.944

CHART 3. GOLD PRICE IN LONDON

U.S. DOLLAR PER FINE OUNCE	OCT. 16	156.022
----------------------------	---------	---------

CHART 4. CALL MONEY RATES

U.S. FEDERAL FUNDS	OCT. 16	10.111
OVERNIGHT EURO-DOLLAR DEPOSITS	OCT. 16	9.222
U.K. 2-DAY LOCAL AUTHORITY DEPOSITS	OCT. 4	10.500
CANADA	OCT. 11	8.700
GERMANY	OCT. 11	9.000
EURO-DM	OCT. 11	9.255
JAPAN	OCT. 4	12.500
FRANCE	OCT. 11	13.133
NETHERLANDS	OCT. 4	7.811
EURO-SWISS FRANC	OCT. 11	3.555

CHART 5. 3-MONTH INTEREST RATES

U.S. CD'S (60-89 DAYS)	OCT. 16	9.500
GERMAN INTERBANK LOAN	OCT. 16	9.600
JAPANESE COMPOSITE LOAN	JULY 26	9.244
EURO-DOLLAR DEPOSIT	OCT. 16	11.044
CANADIAN FINANCE COMPANY PAPER	OCT. 16	11.033
INTERBANK STERLING	OCT. 16	11.822
SWISS DEPOSIT	SEPT. 11	7.000

124

SERIES NAME

LAST VALUE PLOTTED
DATE VALUE

CHART 6. EURO-DOLLAR DEPOSIT RATES: LONDON

OVERNIGHT EURO-DOLLAR DEPOSITS	OCT. 16	9.222
7-DAY EURO-DOLLAR DEPOSIT RATE	OCT. 16	9.700
1-MONTH EURO-DOLLAR DEPOSIT RATE	OCT. 16	10.455
3-MONTH EURO-DOLLAR DEPOSIT RATE	OCT. 16	11.044
6-MONTH EURO-DOLLAR DEPOSIT RATE	OCT. 16	11.022
1-YEAR EURO-DOLLAR DEPOSIT RATE	OCT. 16	2.722

CHART 7. SELECTED EURO-DOLLAR AND U.S. MONEY MARKET RATES

OVERNIGHT EURO-DOLLAR DEPOSITS	OCT. 16	9.222
U.S. FEDERAL FUNDS	OCT. 16	10.111
DIFFERENTIAL ADJ. FOR RESERVE REQUIREMENTS	OCT. 16	-0.099
3-MONTH EURO-DOLLAR DEPOSIT RATE	OCT. 16	11.044
U.S. CD'S (60-89 DAYS)	OCT. 16	9.500
DIFFERENTIAL ADJ. FOR RESERVE REQUIREMENTS	OCT. 16	1.677

CHART 8. INTEREST ARBITRAGE, 3-MONTH FUNDS

EURO-DOLLAR DEPOSIT	OCT. 16	11.044
INTERBANK STERLING (LONDON), COVERED	OCT. 16	8.322
DIFFERENTIAL	OCT. 16	2.722
U.S. COMMERCIAL PAPER	OCT. 16	9.566
CANADIAN FINANCE CO. PAPER, COVERED	OCT. 16	11.066
DIFFERENTIAL	OCT. 16	-1.500
EURO-DOLLAR DEPOSIT	OCT. 16	11.044
INTERBANK DM (FRANKFURT), COVERED	OCT. 16	10.911
DIFFERENTIAL	OCT. 16	0.133
EURO-DOLLAR DEPOSIT	OCT. 16	11.044
SWISS DEPOSIT (SF), COVERED	OCT. 16	1.466
DIFFERENTIAL	OCT. 16	9.577

SERIES NAME

LAST VALUE PLOTTED
DATE VALUE

CHART 9. LONG TERM GOVERNMENT BOND YIELDS

UNITED STATES	OCT. 4	7.999
GERMANY	OCT. 11	10.711
JAPAN (MONTHLY)	AUG. 30	10.188
SWITZERLAND	SEPT. 6	7.366
CANADA	OCT. 11	9.499
FRANCE	SEPT. 20	11.055
NETHERLANDS	OCT. 11	9.588
UNITED KINGDOM	OCT. 4	15.466

U.S. CORPORATE

AAA BONDS	AUG. 30	9.000
EURO-DM BONDS	AUG. 30	9.377
EURO-DOLLAR BONDS	AUG. 30	10.066

CHART 10. INDUSTRIAL STOCK INDEXES

UNITED STATES	SEPT. 27	70.344
JAPAN	OCT. 11	182.399
CANADA	SEPT. 27	87.800
FRANCE	SEPT. 20	82.900
UNITED KINGDOM	OCT. 4	45.622
SWITZERLAND	OCT. 11	56.477
GERMANY	OCT. 11	69.899



FEDERAL RESERVE

statistical release

H.10

OCTOBER 18, 1974

FOREIGN EXCHANGE RATES

FOR THE WEEK ENDING OCTOBER 18, 1974

The Board of Governors of the Federal Reserve System is advised that the Federal Reserve Bank of New York has certified for customs purposes the following noon buying rate in New York City for cable transfers payable in foreign currencies:

COUNTRY	MONETARY UNIT	(RATE U.S. CENTS)				
		OCT. 14	OCT. 15	OCT. 16	OCT. 17	OCT. 18
AUSTRALIA	DOLLAR		131.0000	130.7000	130.7500	130.7700
AUSTRIA	SCHILLING		5.42000	5.42000	5.44000	5.43000
BELGIUM	FRANC	H	2.58900	2.59500	2.60000	2.60150
CANADA	DOLLAR		101.8300	101.8200	101.8800	101.8100
DENMARK	KRONE		16.6300	16.5700	16.6000	16.6300
FINLAND	MARKKA	O	26.4100	26.4400	26.4900	26.4900
FRANCE	FRANC		21.0300	21.1000	21.1000	21.1300
GERMANY	D. MARK		38.6400	38.7900	38.7900	38.7700
INDIA	RUPEE	L	12.4500	12.4500	12.4500	12.4000
IRELAND	POUND		233.1000	233.3700	233.2600	233.2400
ITALY	LIRA		0.14920	0.14940	0.14950	0.14950
JAPAN	YEN	I	0.33430	0.33440	0.33450	0.33410
MALAYSIA	DOLLAR		41.5000	41.6000	41.5000	41.6000
MEXICO	PESO		8.0000	8.0000	8.0000	8.0000
NETHERLANDS	GUILDER	D	37.5100	37.6700	37.7100	37.8600
NEW ZEALAND	DOLLAR		130.0000	129.8200	129.8200	130.2500
NORWAY	KRONE		18.1200	18.1000	18.1300	18.1200
PORTUGAL	ESCUDDO	A	3.9400	3.9300	3.9400	3.9300
SOUTH AFRICA	RAND		142.7500	142.7500	142.7500	142.7500
SPAIN	PESETA		1.7428	1.7430	1.7445	1.7455
SRI LANKA (1)	RUPEE	Y	14.9500	14.9500	14.9500	14.9000
SWEDEN	KRONA		22.7600	22.8500	22.8600	22.8400
SWITZERLAND	FRANC		34.2900	34.5000	34.5300	34.6200
UNITED KINGDOM	POUND		233.1000	233.3700	233.2600	233.2400

(1) SRI LANKA PREVIOUSLY KNOWN AS CEYLON

12