

Selected Interest & Exchange Rates

Weekly Series of Charts

OCTOBER 15, 1974

Prepared by the
FINANCIAL MARKETS
SECTION

DIVISION OF
INTERNATIONAL FINANCE

BOARD OF GOVERNORS
FEDERAL RESERVE SYSTEM
Washington, D.C. 20551

Table of Contents

CHARTS

1. SPOT EXCHANGE RATE INDEXES
2. 3-MONTH FORWARD EXCHANGE RATES
3. GOLD PRICE--LONDON
4. CALL MONEY RATES
5. 3-MONTH INTEREST RATES
6. EURO-DOLLAR DEPOSIT RATES
7. SELECTED EURO-DOLLAR AND U.S. MONEY MARKET RATES
8. INTEREST ARBITRAGE: 3-MONTH FUNDS
9. LONG-TERM GOVERNMENT BOND YIELDS
10. INDUSTRIAL STOCK INDEXES

TABLES

1. LATEST FIGURES PLOTTED
2. DAILY CERTIFIED SPOT EXCHANGE RATES--H.10 RELEASE

3

Chart 1
SPOT EXCHANGE RATES
INDEXES OF DOLLAR PRICES OF FOREIGN CURRENCIES
AVERAGES FOR WEEK ENDING WEDNESDAY

RATIO SCALE
MAY 1970 PARITY=100

RATIO SCALE
MAY 1970 PARITY=100

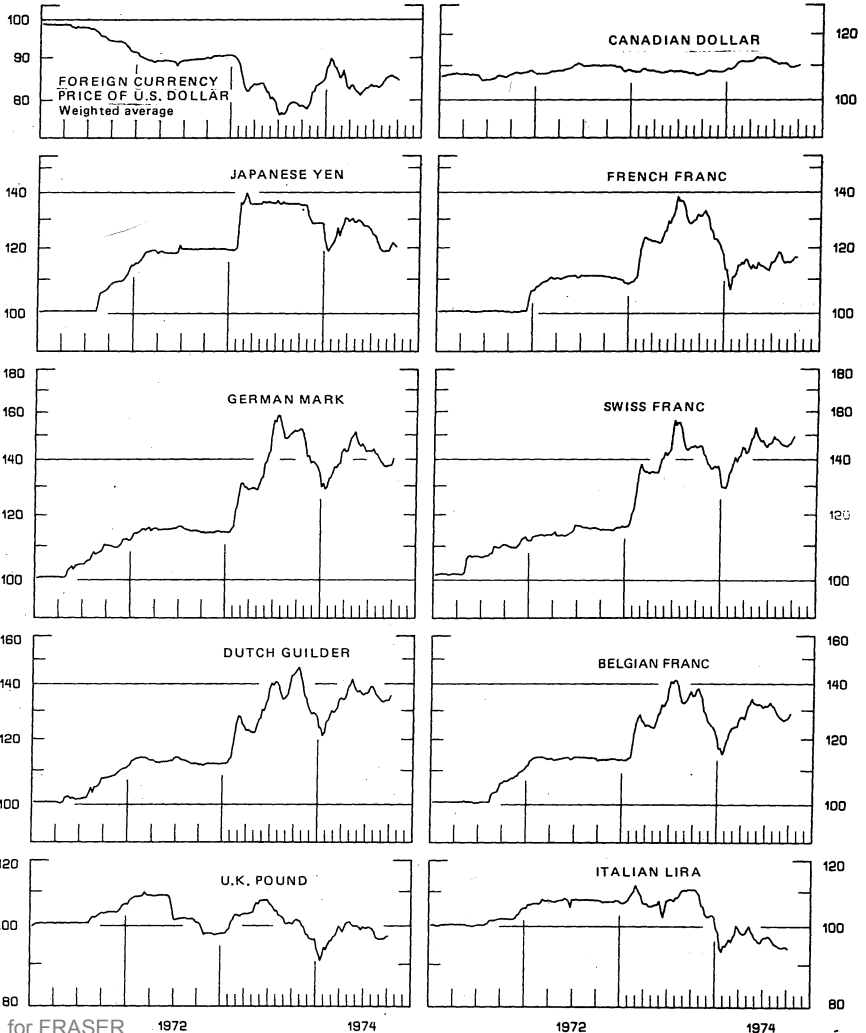
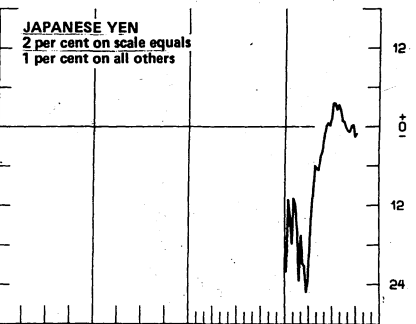
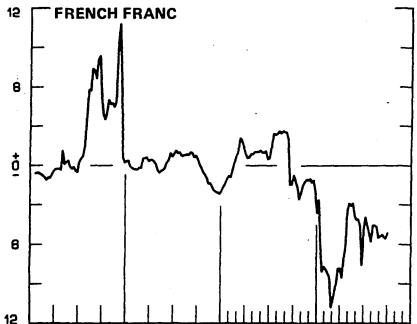
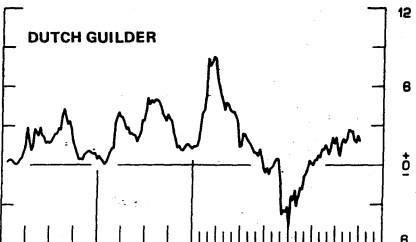
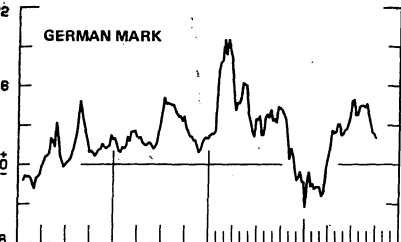
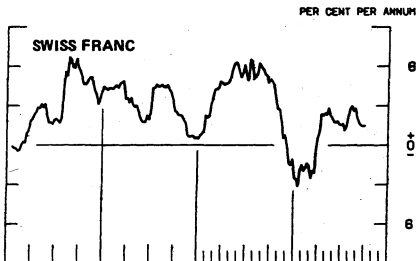
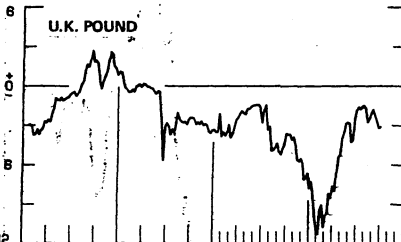
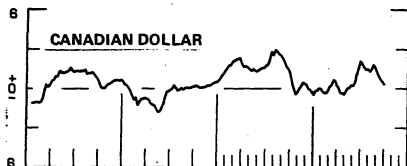


Chart 2 3-MONTH FORWARD EXCHANGE RATES

PREMIUM (+), OR DISCOUNT (-)

AVERAGES FOR WEEK ENDING WEDNESDAY

PER CENT PER ANNUM



1972

1974

1972

1974

5

Chart 3
PRICE OF GOLD IN LONDON
AVERAGES FOR WEEK ENDING WEDNESDAY

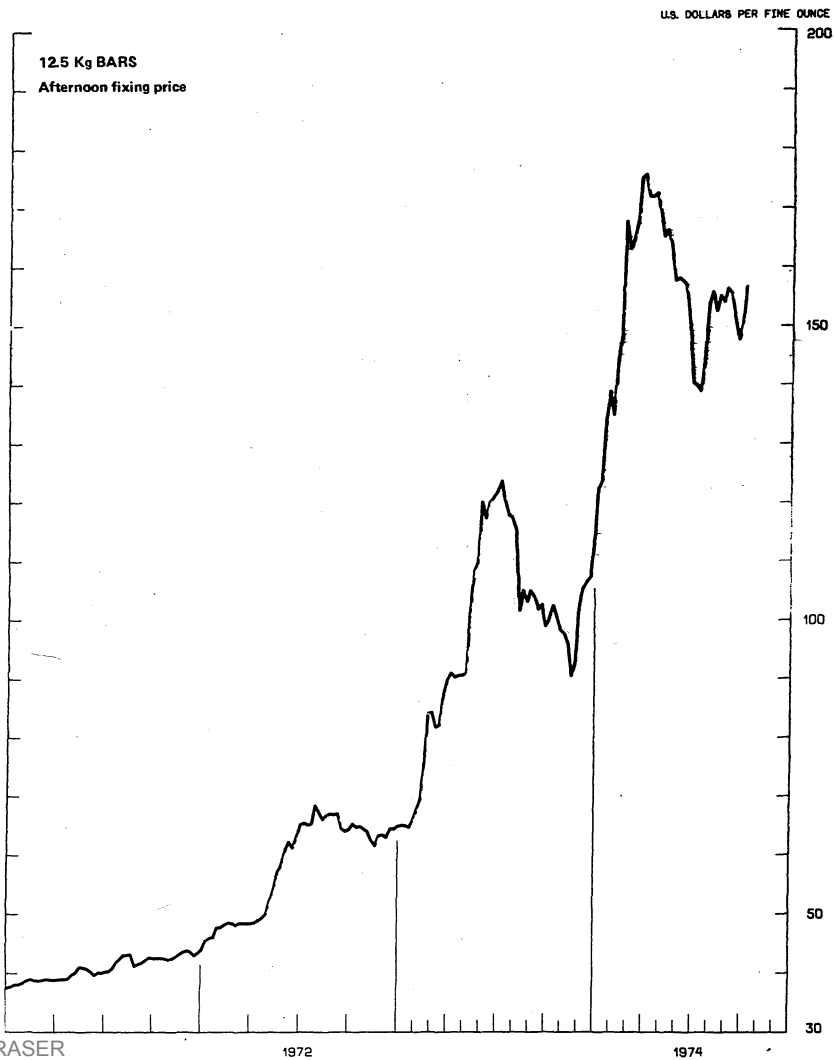


Chart 4
CALL MONEY RATES
WEEKLY SERIES

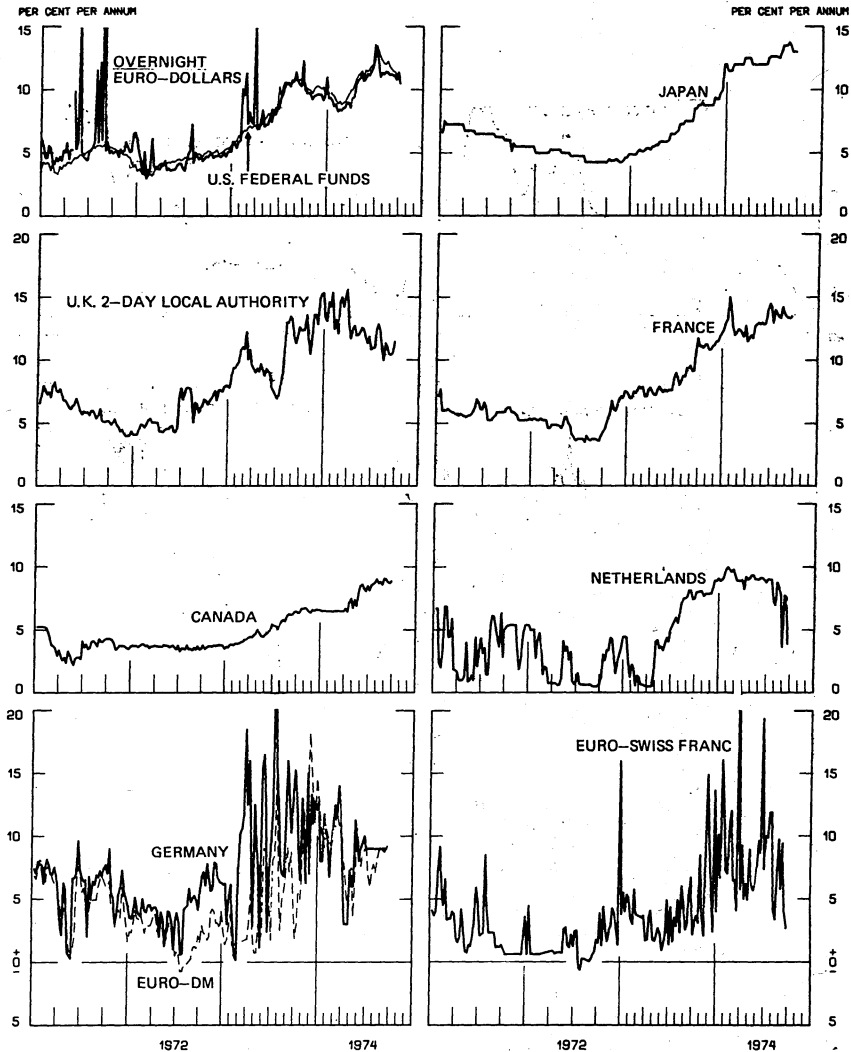
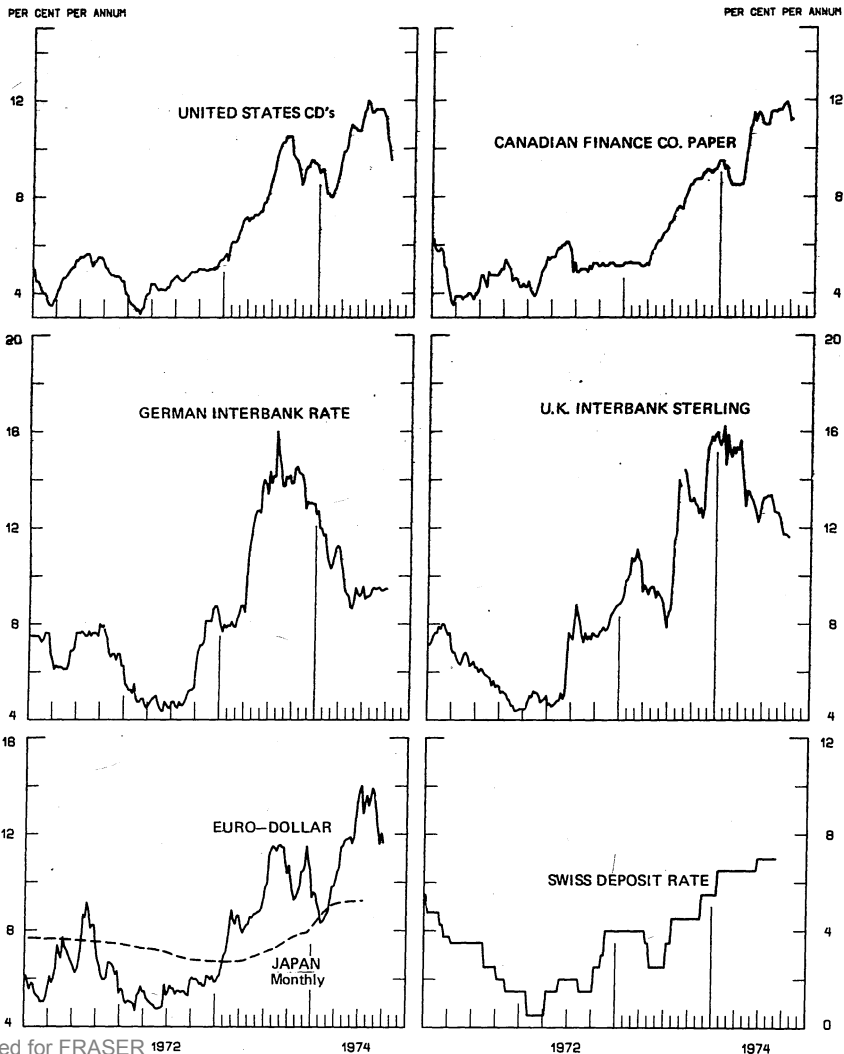


Chart 5
3-MONTH INTEREST RATES
 WEEKLY SERIES



8

Chart 6
EURO-DOLLAR DEPOSIT RATES London
AVERAGES FOR WEEK ENDING WEDNESDAY

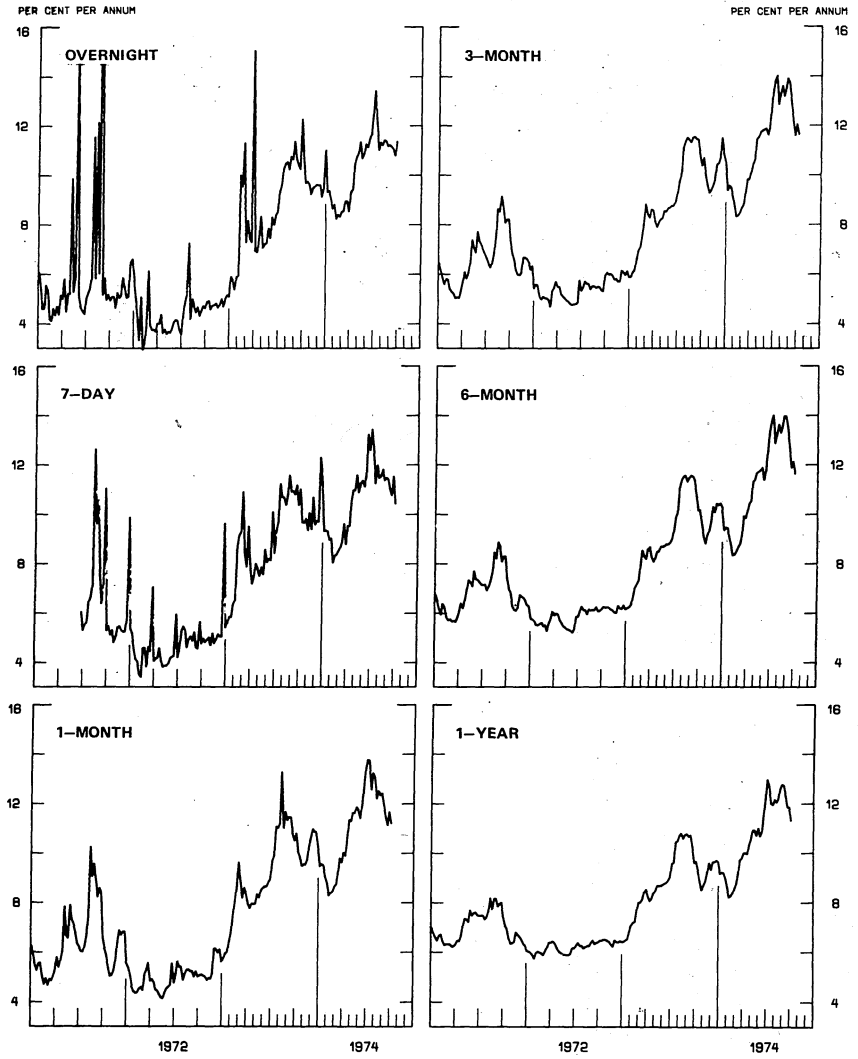
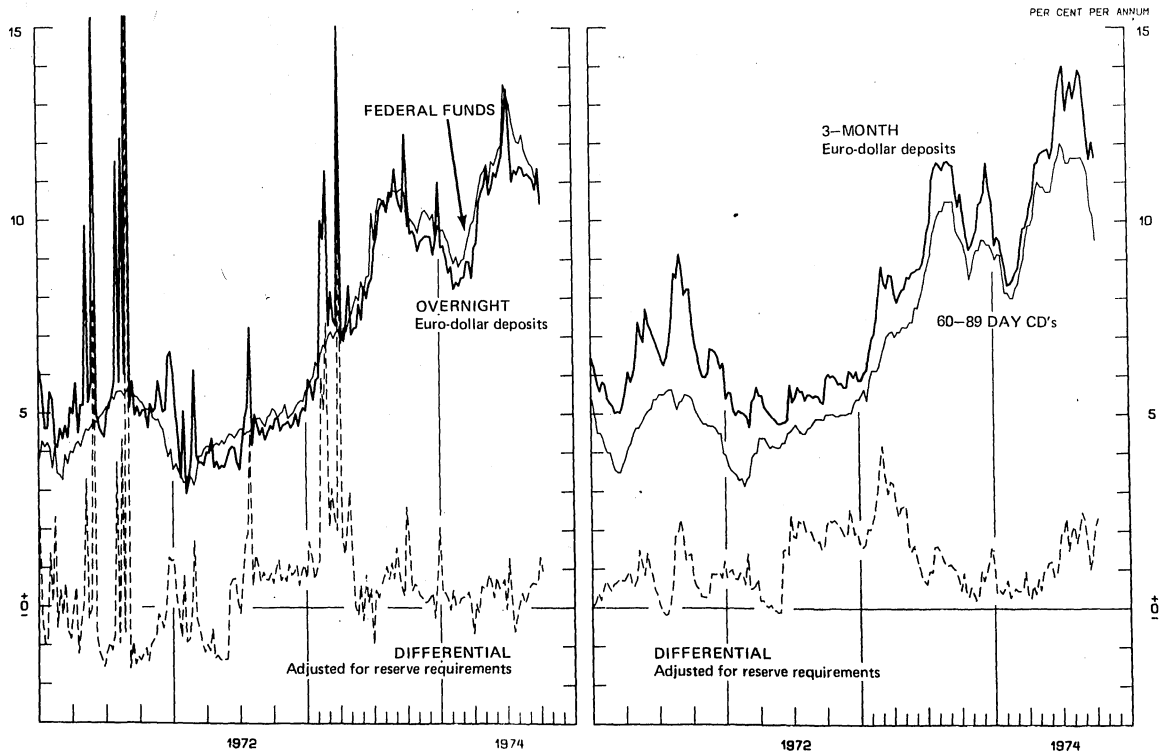


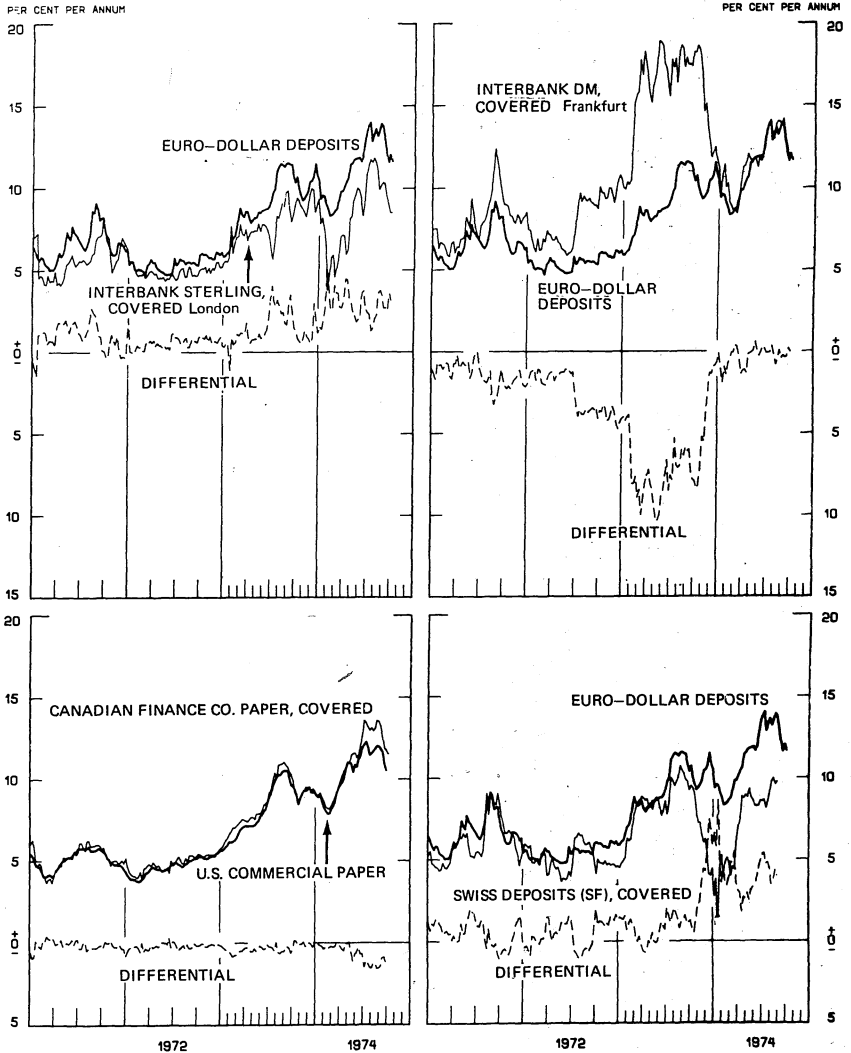
Chart 7
SELECTED EURO-DOLLAR AND U.S. MONEY MARKET RATES
 AVERAGES FOR WEEK ENDING WEDNESDAY



INTEREST ARBITRAGE: 3-MONTH FUNDS

AVERAGES FOR WEEK ENDING WEDNESDAY

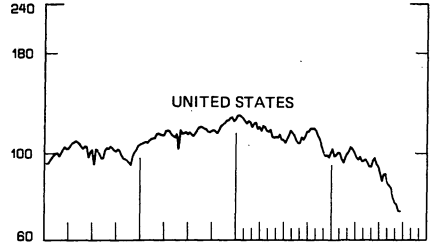
DIFFERENTIAL: PLUS (+), INDICATES FAVOR DOLLAR ASSETS



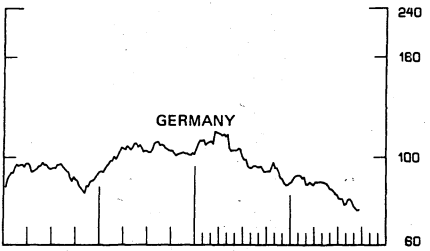
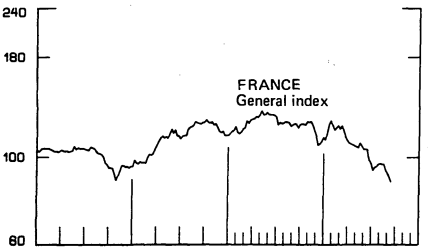
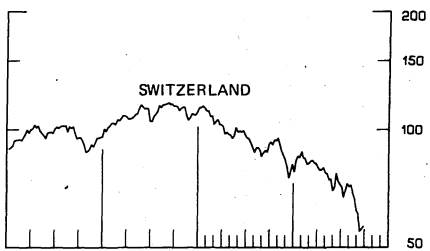
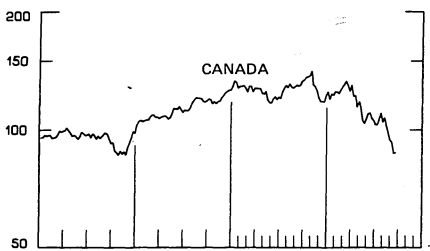
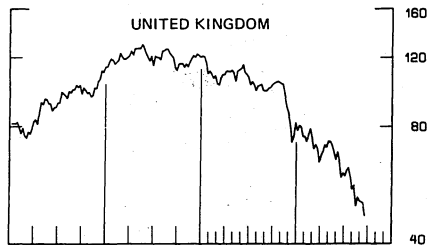
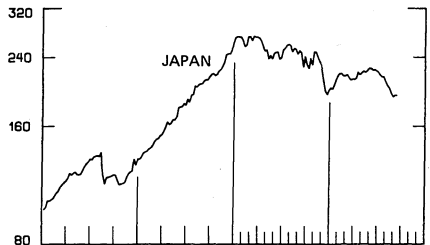
12

Chart 10 INDUSTRIAL STOCK INDEXES WEEKLY SERIES

RATIO SCALE
1968=100



RATIO SCALE
1968=100



1972

1974

1972

1974

13

SERIES NAME

LAST VALUE PLOTTED
DATE VALUE

CHART 1. SPOT EXCHANGE RATES

U.S. DOLLAR, WEIGHTED AVERAGE	OCT. 9	84.555
JAPANESE YEN	OCT. 9	120.288
GERMAN MARK	OCT. 9	140.411
DUTCH GUILDER	OCT. 9	135.511
U.K. POUND	OCT. 9	97.277
CANADIAN DOLLAR	OCT. 9	110.055
FRENCH FRANC	OCT. 9	116.833
SWISS FRANC	OCT. 9	149.455
BELGIAN FRANC	OCT. 9	128.755
ITALIAN LIRA	OCT. 9	93.977

CHART 2. 3-MONTH FORWARD EXCHANGE RATES

CANADIAN DOLLAR	OCT. 9	0.299
U.K. POUND	OCT. 9	-3.111
GERMAN MARK	OCT. 9	2.033
FRENCH FRANC	OCT. 9	-5.111
SWISS FRANC	OCT. 9	1.499
DUTCH GUILDER	OCT. 9	1.866
JAPANESE YEN	OCT. 9	-1.099

CHART 3. GOLD PRICE IN LONDON

U.S. DOLLAR PER FINE OUNCE	OCT. 9	156.599
----------------------------	--------	---------

CHART 4. CALL MONEY RATES

U.S. FEDERAL FUNDS	OCT. 9	10.433
OVERNIGHT EURO-DOLLAR DEPOSITS	OCT. 9	10.477
U.K. 2-DAY LOCAL AUTHORITY DEPOSITS	OCT. 4	10.500
CANADA	OCT. 4	9.000
GERMANY	SEPT. 27	9.000
EURO-DM	OCT. 4	9.699
JAPAN	SEPT. 27	13.000
FRANCE	SEPT. 27	13.388
NETHERLANDS	SEPT. 27	1.055
EURO-SWISS FRANC	OCT. 4	1.655

CHART 5. 3-MONTH INTEREST RATES

U.S. CD'S (60-89 DAYS)	OCT. 9	9.500
GERMAN INTERBANK LOAN	OCT. 9	9.666
JAPANESE COMPOSIT LOAN	JULY 26	9.244
EURO-DOLLAR DEPOSIT	OCT. 9	11.644
CANADIAN FINANCE COMPANY PAPER	OCT. 9	11.222
INTERBANK STERLING	OCT. 9	11.633
SWISS DEPOSIT	SEPT. 11	7.000

SERIES NAME

LAST VALUE PLOTTED
DATE VALUE

CHART 6. EURO-DOLLAR DEPOSIT RATES: LONDON

OVERNIGHT EURO-DOLLAR DEPOSITS	OCT. 9	10.477
7-DAY EURO-DOLLAR DEPOSIT RATE	OCT. 9	10.422
1-MONTH EURO-DOLLAR DEPOSIT RATE	OCT. 9	11.211
3-MONTH EURO-DOLLAR DEPOSIT RATE	OCT. 9	11.644
6-MONTH EURO-DOLLAR DEPOSIT RATE	OCT. 9	11.633
1-YEAR EURO-DOLLAR DEPOSIT RATE	OCT. 9	3.122

CHART 7. SELECTED EURO-DOLLAR AND U.S. MONEY MARKET RATES

OVERNIGHT EURO-DOLLAR DEPOSITS	OCT. 9	10.477
U.S. FEDERAL FUNDS	OCT. 9	10.433
DIFFERENTIAL ADJ. FOR RESERVE REQUIREMENTS	OCT. 9	0.955
3-MONTH EURO-DOLLAR DEPOSIT RATE	OCT. 9	11.644
U.S. CD'S (60-89 DAYS)	OCT. 9	9.500
DIFFERENTIAL ADJ. FOR RESERVE REQUIREMENTS	OCT. 9	2.322

CHART 8. INTEREST ARBITRAGE, 3-MONTH FUNDS

EURO-DOLLAR DEPOSIT	OCT. 9	11.644
INTERBANK STERLING (LONDON), COVERED	OCT. 9	8.511
DIFFERENTIAL	OCT. 9	3.122
U.S. COMMERCIAL PAPER	OCT. 9	10.133
CANADIAN FINANCE CO. PAPER, COVERED	OCT. 9	11.522
DIFFERENTIAL	OCT. 9	-1.399
EURO-DOLLAR DEPOSIT	OCT. 9	11.644
INTERBANK DM (FRANKFURT), COVERED	OCT. 9	11.699
DIFFERENTIAL	OCT. 9	-0.066
EURO-DOLLAR DEPOSIT	OCT. 9	11.644
SWISS DEPOSIT (SF), COVERED	OCT. 9	1.499
DIFFERENTIAL	OCT. 9	10.144

15

SERIES NAME

LAST VALUE PLOTTED
DATE VALUE

CHART 9. LONG TERM GOVERNMENT BOND YIELDS

UNITED STATES	OCT. 4	7.999
GERMANY	SEPT. 27	10.744
JAPAN (MONTHLY)	AUG. 30	10.188
SWITZERLAND	SEPT. 6	7.366
CANADA	OCT. 4	9.677
FRANCE	SEPT. 20	11.055
NETHERLANDS	SEPT. 27	9.488
UNITED KINGDOM	OCT. 4	15.466

U.S. CORPORATE

AAA BONDS	AUG. 30	9.000
EURO-DM BONDS	AUG. 30	9.377
EURO-DOLLAR BONDS	AUG. 30	10.066

CHART 10. INDUSTRIAL STOCK INDEXES

UNITED STATES	SEPT. 27	70.344
JAPAN	SEPT. 20	189.977
CANADA	SEPT. 27	87.800
FRANCE	SEPT. 20	82.900
UNITED KINGDOM	SEPT. 27	44.500
SWITZERLAND	OCT. 4	52.799
GERMANY	SEPT. 27	71.577



FEDERAL RESERVE

statistical release

H.10

OCTOBER 11, 1974

FOREIGN EXCHANGE RATES

FOR THE WEEK ENDING OCTOBER 11, 1974

The Board of Governors of the Federal Reserve System is advised that the Federal Reserve Bank of New York has certified for customs purposes the following noon buying rate in New York City for cable transfers payable in foreign currencies:

COUNTRY	MONETARY UNIT	(RATE U.S. CENTS)				
		OCT. 7	OCT. 8	OCT. 9	OCT. 10	OCT. 11
AUSTRALIA	DOLLAR	131.3000	131.3000	131.1000	131.1000	131.2900
AUSTRIA	SCHILLING	5.38000	5.38000	5.41000	5.43000	5.40000
BELGIUM	FRANC	2.57900	2.57000	2.59000	2.57100	2.57130
CANADA	DOLLAR	101.7300	101.9600	102.1600	102.0500	101.8000
DENMARK	KRONE	16.5000	16.4800	16.5200	16.5100	16.4600
FINLAND	MARKKA	25.8100	26.1700	26.2800	26.3900	26.3200
FRANCE	FRANC	21.0300	20.9700	21.0600	21.0100	21.0100
GERMANY	D. MARK	38.3100	38.3200	39.0200	38.7000	38.4500
INDIA	RUPEE	12.4000	12.4000	12.4000	12.4000	12.4500
IRELAND	POUND	233.5700	233.4300	234.1000	232.5000	233.4000
ITALY	LIRA	0.15040	0.14990	0.15010	0.14970	0.14950
JAPAN	YEN	0.33330	0.33360	0.33480	0.33470	0.33430
MALAYSIA	DOLLAR	41.5500	41.6100	41.6000	41.7000	41.6000
MEXICO	PESO	8.0000	8.0000	8.0000	8.0000	8.0000
NETHERLANDS	GUILDER	37.4600	37.4100	37.7200	37.4400	37.4100
NEW ZEALAND	DOLLAR	130.5000	130.5000	130.5000	130.5000	130.5000
NORWAY	KRONE	18.3200	18.2500	18.3100	18.1500	18.1000
PORTUGAL	ESCUDO	3.9000	3.9200	3.9300	3.9400	3.9100
SOUTH AFRICA	RAND	142.7500	142.7500	142.7500	142.7500	142.7500
SPAIN	PESETA	1.7400	1.7390	1.7440	1.7420	1.7915
SRI LANKA (1)	RUPEE	14.8000	14.8000	14.8000	14.8000	14.9500
SWEDEN	KRONA	22.7200	22.7200	22.8400	22.6800	22.6700
SWITZERLAND	FRANC	34.1600	34.1200	34.4200	34.2600	34.2000
UNITED KINGDOM	POUND	233.5700	233.4300	234.1000	232.5000	233.4000

(1) SRI LANKA PREVIOUSLY KNOWN AS CEYLON

15