


2 H.13

Summers 1.



# Selected Interest & Exchange Rates

## Weekly Series of Charts

OCTOBER 7, 1974

Prepared by the  
FINANCIAL MARKETS  
SECTION

DIVISION OF  
INTERNATIONAL FINANCE

1. BOARD OF GOVERNORS  
FEDERAL RESERVE SYSTEM  
Washington, D.C. 20551

---

# Table of Contents

## CHARTS

1. SPOT EXCHANGE RATE INDEXES
2. 3-MONTH FORWARD EXCHANGE RATES
3. GOLD PRICE-LONDON
4. CALL MONEY RATES
5. 3-MONTH INTEREST RATES
6. EURO-DOLLAR DEPOSIT RATES
7. SELECTED EURO-DOLLAR AND U.S. MONEY MARKET RATES
8. INTEREST ARBITRAGE: 3-MONTH FUNDS
9. LONG-TERM GOVERNMENT BOND YIELDS
10. INDUSTRIAL STOCK INDEXES

## TABLES

1. LATEST FIGURES PLOTTED
2. DAILY CERTIFIED SPOT EXCHANGE RATES-H.10 RELEASE

# SPOT EXCHANGE RATES

INDEXES OF DOLLAR PRICES OF FOREIGN CURRENCIES  
AVERAGES FOR WEEK ENDING WEDNESDAY

3

RATIO SCALE  
MAY 1970 PARITY=100

RATIO SCALE  
MAY 1970 PARITY=100

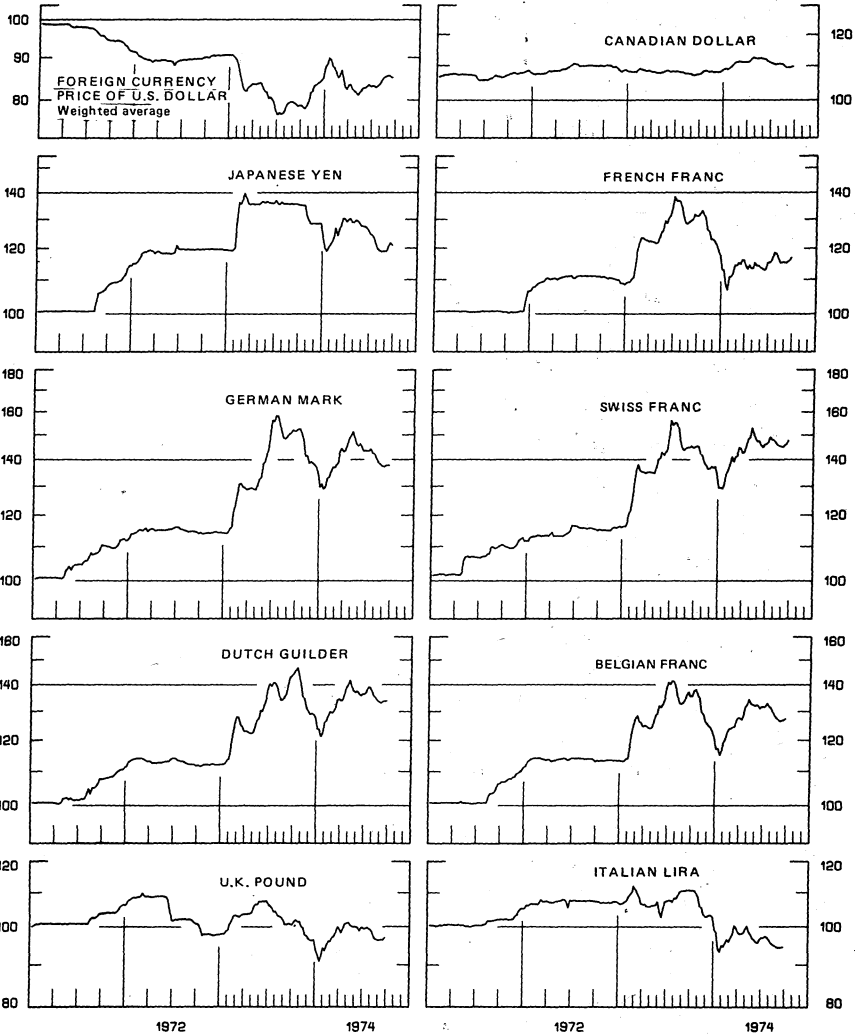
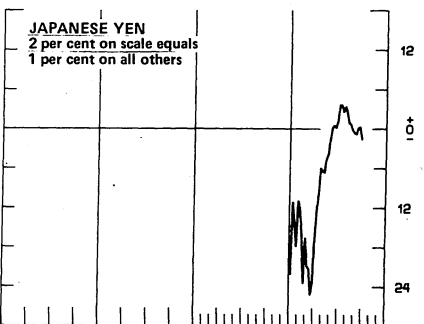
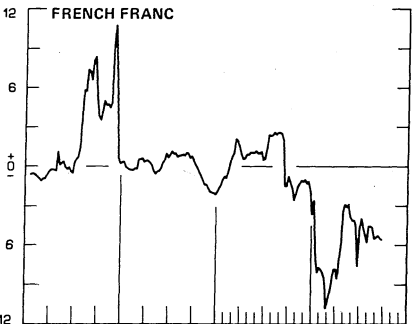
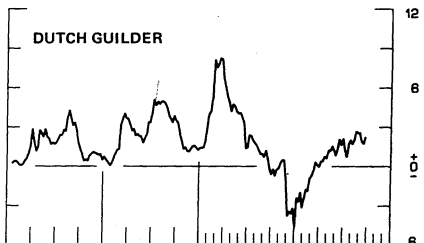
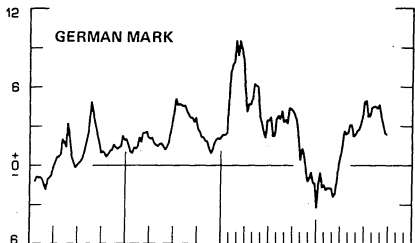
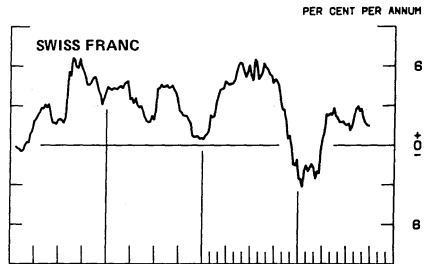
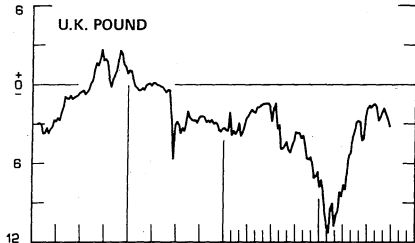
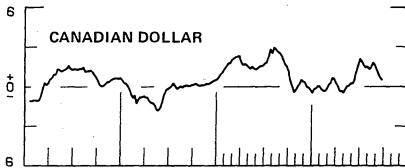


Chart 2  
**3-MONTH FORWARD EXCHANGE RATES**

PREMIUM (+), OR DISCOUNT (-)  
AVERAGES FOR WEEK ENDING WEDNESDAY

PER CENT PER ANNUM



1972

1974

1972

1974

Chart 3  
**PRICE OF GOLD IN LONDON**  
AVERAGES FOR WEEK ENDING WEDNESDAY

5

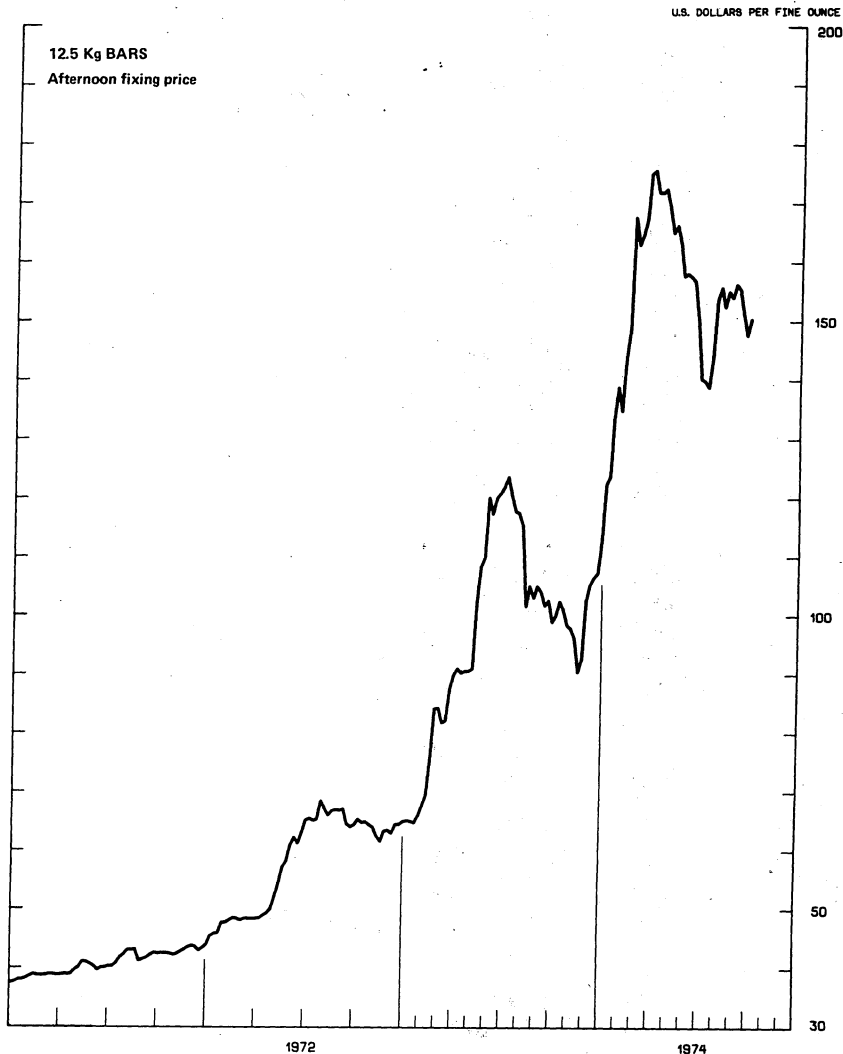


Chart 4  
**CALL MONEY RATES**  
WEEKLY SERIES

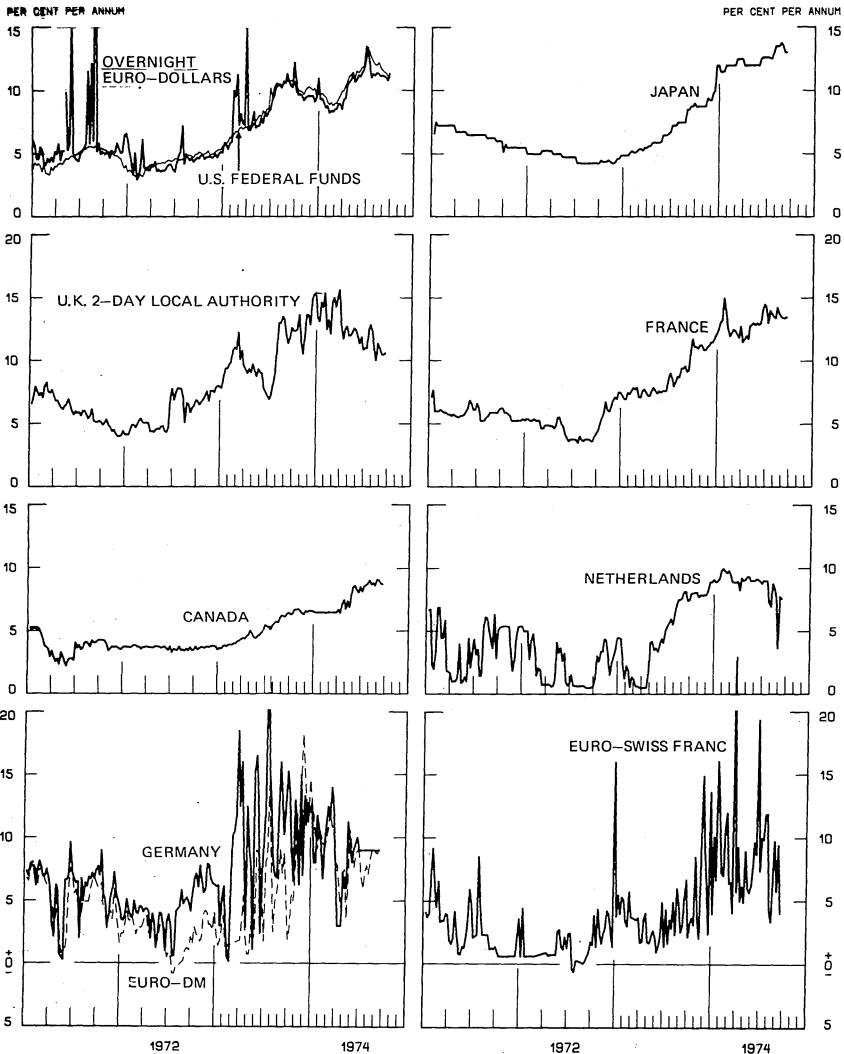


Chart 5  
**3-MONTH INTEREST RATES**  
WEEKLY SERIES

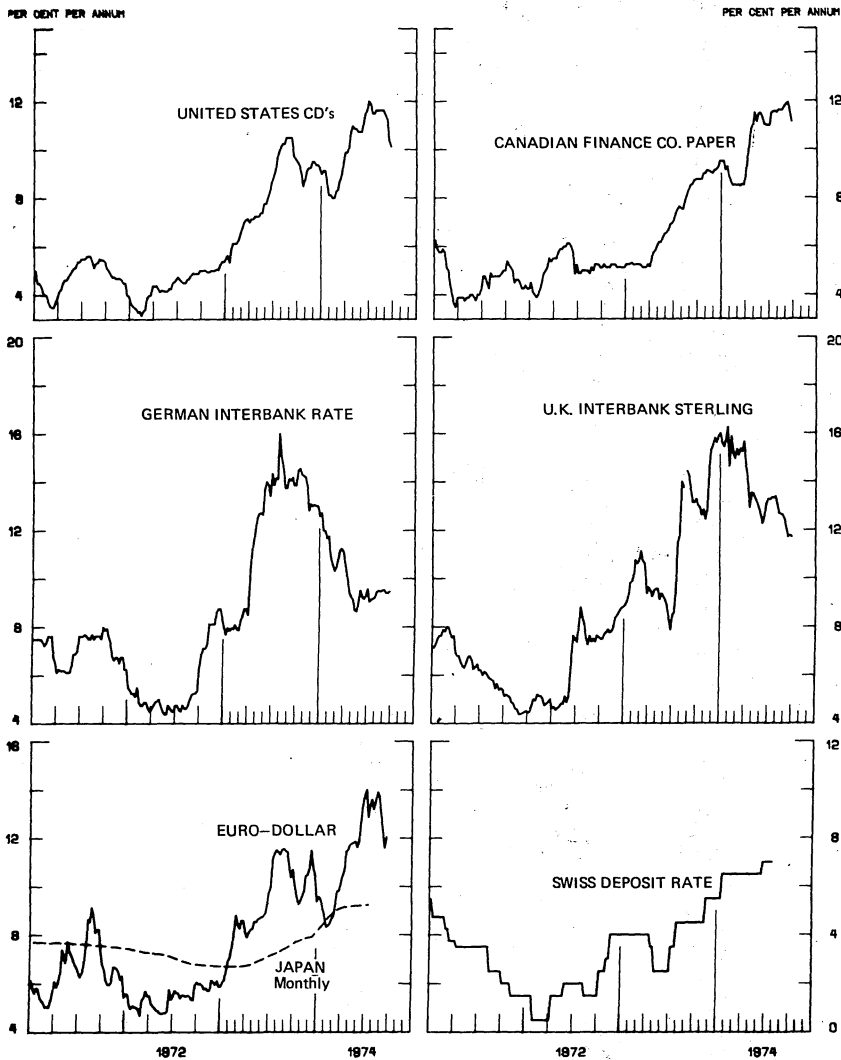


Chart 6

# EURO-DOLLAR DEPOSIT RATES London

AVERAGES FOR WEEK ENDING WEDNESDAY

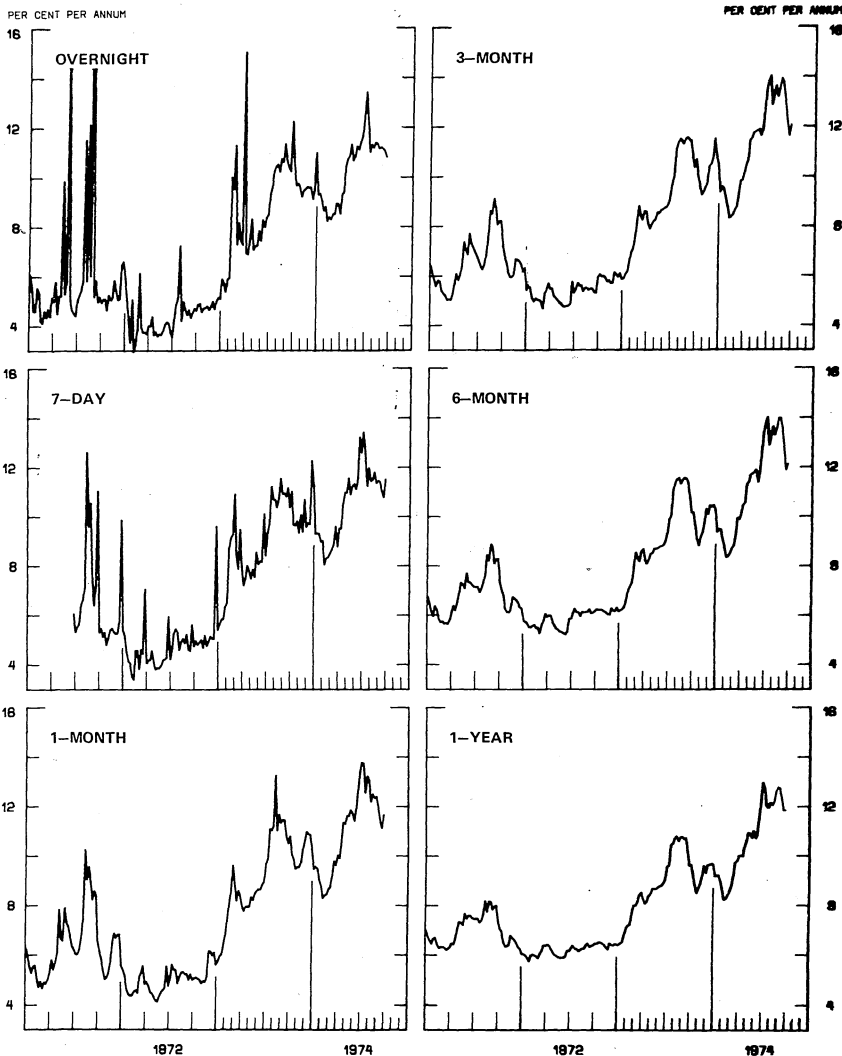
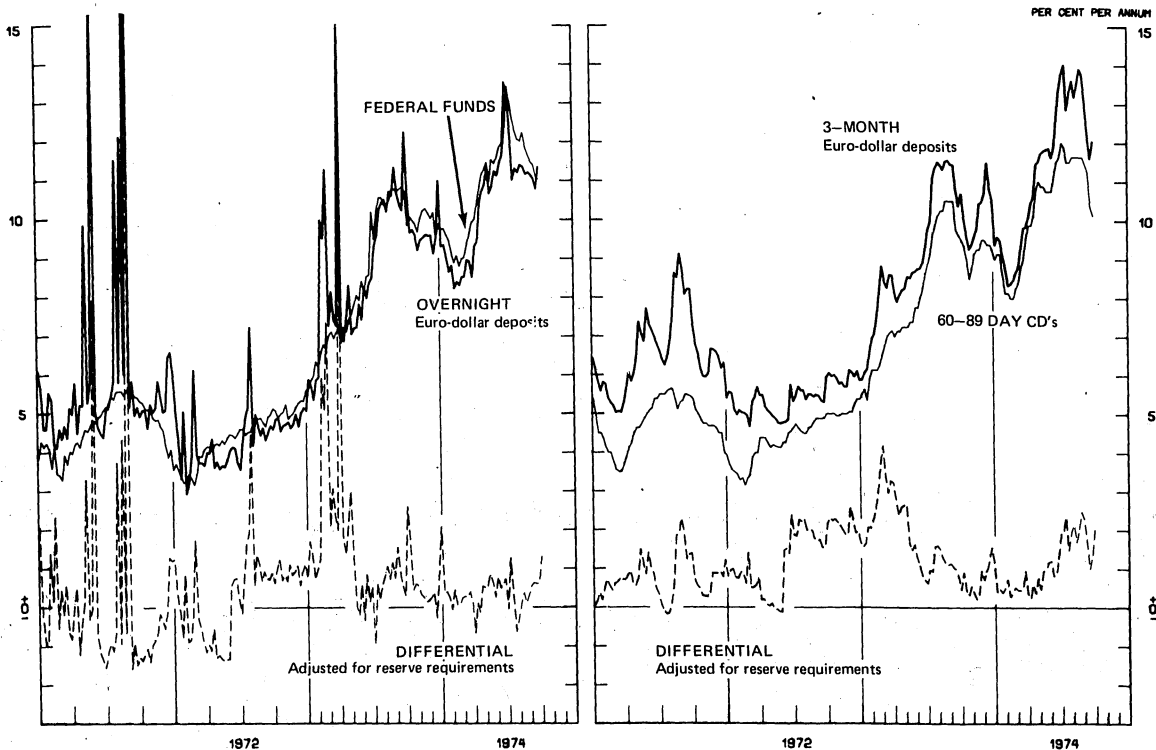




Chart 7  
**SELECTED EURO-DOLLAR AND U.S. MONEY MARKET RATES**  
 AVERAGES FOR WEEK ENDING WEDNESDAY



Favors Borrowing in U.S. if Positive

9

Chart 8  
**INTEREST ARBITRAGE: 3-MONTH FUNDS**  
 AVERAGES FOR WEEK ENDING WEDNESDAY  
 DIFFERENTIAL: PLUS (+), INDICATES FAVOR DOLLAR ASSETS

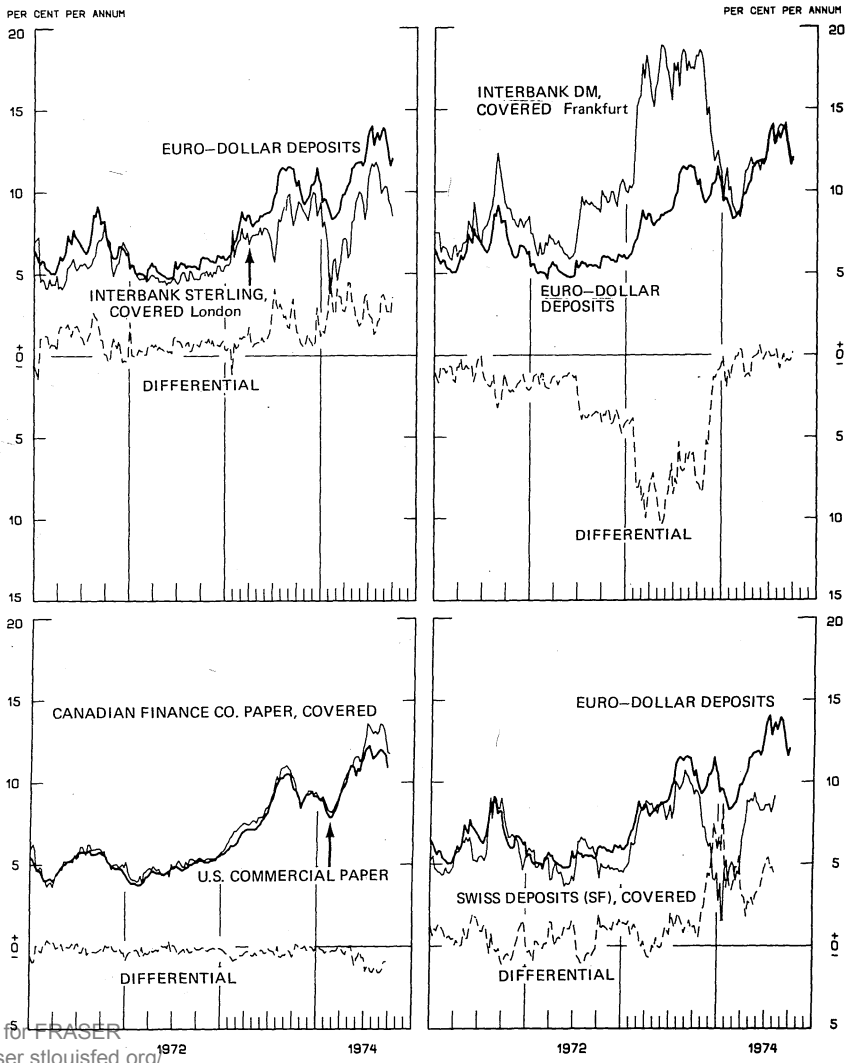
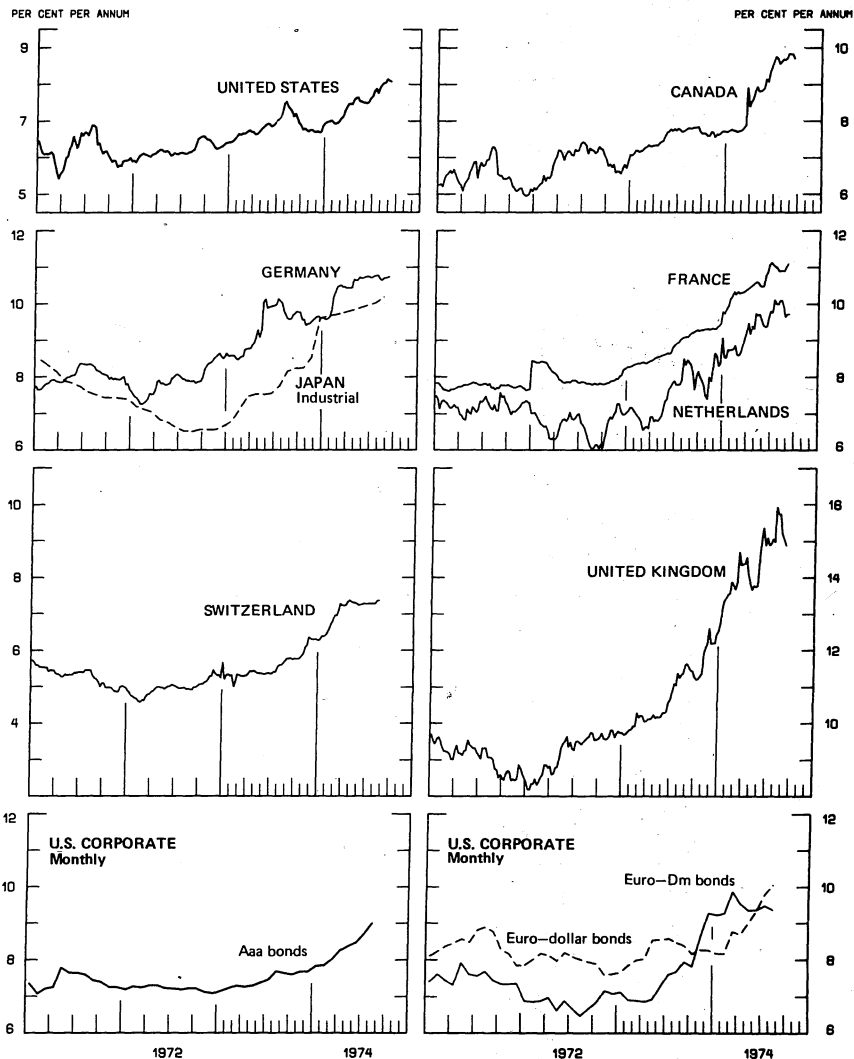


Chart 9  
**LONG-TERM GOVERNMENT BOND YIELDS**  
 WEEKLY SERIES

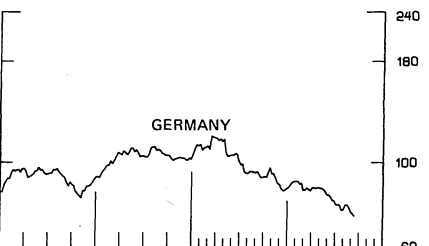
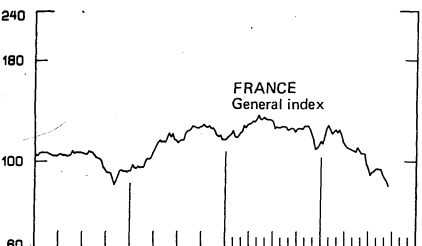
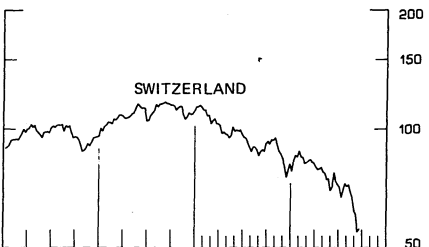
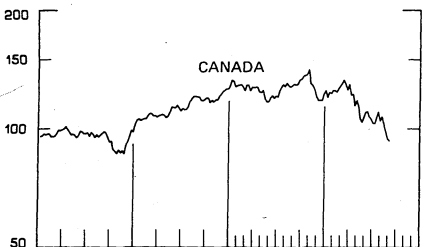
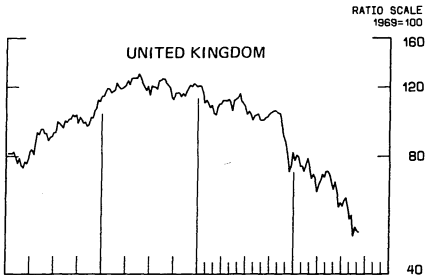
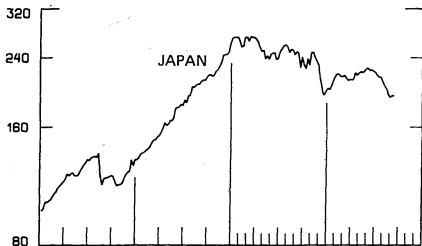
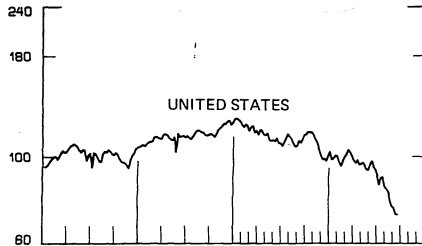
11



12

Chart 10  
**INDUSTRIAL STOCK INDEXES**  
WEEKLY SERIES

RATIO SCALE  
1969=100



1972

1974

1972

1974

TABLE 1

13

	<u>SERIES NAME</u>	<u>DATE</u>	<u>LAST FIGURE PLOTTED</u>	<u>VALUE</u>
Chart 1.	Spot Exchange Rates			
	U.S. Dollar, Weighted Average	Oct. 2		84.89
	Japanese Yen	"		121.00
	German Mark	"		137.90
	Dutch Guilder	"		133.90
	U.K. Pound	"		97.10
	Canadian Dollar	"		109.80
	French Franc	"		116.90
	Belgian Franc	"		127.40
	Italian Lira	"		94.50
2.	3-Month Forward Exchange Rates			
	Canadian Dollar	Oct. 2		0.494
	U.K. Pound	"		-3.200
	German Mark	"		2.360
	French Franc	"		-5.554
	Swiss Franc	"		1.464
	Dutch Guilder	"		2.240
	Japanese Yen	"		-1.550
3.	Gold Price in London			
	U.S. Dollars per fine ounce	Oct. 2		150.43
4.	Call Money Rates			
	U.S. Federal Funds	Oct. 2		11.040
	Overnight Euro-Dollar Deposits	"		11.350
	U.K. 2-Day Local Authority Deposits	"		11.500
	Canada	"		8.850
	Germany	"		9.000
	Euro-DM	"		9.353
	Japan	"		13.000
	France	"		13.375
	Netherlands	"		1.050
	Euro-Swiss Franc	"		2.656
5.	3-Month Interest Rates			
	U.S. CD's (60-89 day)	Oct. 2		10.130
	German Interbank Loan	"		9.480
	Japanese Composite Loan	July 31		9.240
	Euro-dollar Deposit	Oct. 2		12.038
	Canadian Finance Company Paper	"		11.250
	Interbank Sterling	"		11.713
	Swiss Deposit	Aug. 9		7.000

<u>SERIES NAME</u>	<u>DATE</u>	<u>LAST FIGURE PLOTTED</u>	<u>VALUE</u>
6. Euro-Dollar Deposit Rates: London			
Overnight Euro-dollar deposits	Oct. 2		11.350
7-Day Euro-dollar deposit rate	"		11.525
1-Month Euro-dollar deposit rate	"		11.663
3-Month Euro-dollar deposit rate	"		12.038
6-Month Euro-dollar deposit rate	"		12.113
1-Year Euro-dollar deposit rate	"		11.850
7. Selected Euro-Dollar and U.S. Money Market Rates			
Overnight Euro-dollar deposits	Oct. 2		11.35
U.S. Federal Funds	"		11.04
Differential Adj. for Reserve Requirements	"		1.30
3-Month Euro-dollar deposit rate	"		12.04
U.S. CD's (60-89 day)	"		10.13
Differential Adj. for Reserve Requirements	"		2.08
8. Interest Arbitrage - 3-Month Funds			
Euro-dollar deposit	Oct. 2		12.038
Interbank Sterling (London), Covered	"		8.513
Differential	"		3.525
U.S. commercial paper (90-119 day)	"		10.500
Canadian finance co. paper, covered	"		11.744
Differential	"		-1.244
Euro-dollar deposit	"		12.038
Interbank DM (Frankfurt), covered	"		11.840
Differential	"		0.198
Euro-dollar deposit	"		12.038
Swiss deposit rate (SF), covered	"		1.464
Differential	"		10.574

15

<u>SERIES NAME</u>	<u>DATE</u>	<u>LAST FIGURE PLOTTED</u>	<u>VALUE</u>
9. Long Term Bond Yields			
United States	Sept. 27		7.940
Germany	Sept. 20		10.740
Japan (monthly)	Aug. 30		10.184
Switzerland	"		7.360
Canada	Sept. 27		9.670
France	Sept. 13		11.060
Netherlands	Sept. 27		9.480
United Kingdom	"		15.000
U.S. Corporate			
AAA Bonds	Aug. 30		9.00
Euro-DM Bonds	"		9.37
Euro-Dollar Bonds	"		10.06
10. Industrial Stock Indexes			
United States	Sept. 27		70.335
Japan	Sept. 20		189.970
Canada	Sept. 13		87.293
France	Aug. 30		90.700
United Kingdom	Sept. 13		50.905
Switzerland	Sept. 27		56.570
Germany	Sept. 20		73.739



# FEDERAL RESERVE

statistical release

H.10

OCTOBER 7, 1974

## FOREIGN EXCHANGE RATES

FOR THE WEEK ENDING OCTOBER 4, 1974

The Board of Governors of the Federal Reserve System is advised that the Federal Reserve Bank of New York has certified for customs purposes the following noon buying rate in New York City for cable transfers payable in foreign currencies:

COUNTRY	MONETARY UNIT	(RATE U.S. CENTS)				
		SEP. 30	OCT. 1	OCT. 2	OCT. 3	OCT. 4
AUSTRALIA	DOLLAR	131.0000	131.2500	131.2500	130.2500	131.4000
AUSTRIA	SCHILLING	5.31000	5.32000	5.32000	5.32000	5.34000
BELGIUM	FRANC	2.54500	2.55500	2.55150	2.55600	2.58050
CANADA	DOLLAR	101.4300	101.5400	101.6000	101.5800	101.5700
DENMARK	KRONE	16.3300	16.3600	16.3300	16.3600	16.5000
FINLAND	MARKKA	26.1600	26.1700	26.1500	26.1300	26.1600
FRANCE	FRANC	21.0000	21.1600	21.0300	21.0700	21.0400
GERMANY	D. MARK	37.6700	37.8000	37.7700	37.9400	38.2200
INDIA	RUPEE	12.4000	12.4000	12.4500	12.4500	12.4500
IRELAND	POUND	233.2500	233.6200	233.3500	232.7000	233.5000
ITALY	LIRA	0.15140	0.15140	0.15110	0.15080	0.15060
JAPAN	YEN	0.33520	0.33540	0.33560	0.33440	0.33440
MALAYSIA	DOLLAR	41.2800	41.4500	41.3700	41.4000	41.4500
MEXICO	PESO	8.0000	8.0000	8.0000	8.0000	8.0000
NETHERLANDS	GUILDER	37.0000	37.0700	37.0600	37.2100	37.3600
NEW ZEALAND	DOLLAR	129.8000	129.8000	129.8000	129.5000	129.5000
NORWAY	KRONE	18.0600	18.0900	18.0700	18.1800	18.3800
PORTUGAL	ESCUDO	3.8600	3.8800	3.8800	3.8600	3.9000
SOUTH AFRICA	RAND	142.7500	142.7500	142.7500	142.7500	142.7500
SPAIN	PESETA	1.7360	1.7395	1.7390	1.7350	1.7375
SRI LANKA (1)	RUPEE	14.8000	14.8000	14.8000	14.8000	14.8000
SWEDEN	KRONA	22.4000	22.4900	22.4800	22.5900	22.7400
SWITZERLAND	FRANC	33.9000	34.0000	33.8800	33.9800	34.2000
UNITED KINGDOM	POUND	233.2500	233.6200	233.3500	232.7000	233.5000

(1) SRI LANKA PREVIOUSLY KNOWN AS CEYLON

16