

LIBRARY
OCT 19 1973
FEDERAL RESERVE BANK
OF RICHMOND
Release No. 632

Bdgn
H. 13

October 17, 1973

H-13 Division of International Finance, Statistical & Data Management Unit

SELECTED INTEREST & EXCHANGE RATES FOR MAJOR COUNTRIES & THE U.S.

WEEKLY SERIES OF CHARTS

BOARD OF GOVERNORS OF THE FEDERAL RESERVE SYSTEM

TABLE OF CONTENTS

PART I. EXCHANGE RATES AND GOLD PRICES

- Chart 1A, 1B, & 1C - Spot Exchange Rates, Major Currencies against U.S. Dollar
Chart 2A and B - 3-Month Forward Exchange Rates, Major Currencies against U.S. Dollar
Chart 3A and B - 3-Month Forward Exchange Rates, Major Currencies against U.K. Pound
Chart 4 - Gold Price in London

PART II. SHORT-TERM INTEREST RATES

- Chart 5 - Call Money Rates
Chart 6A and B - London: Euro-\$ Deposit Rates
Chart 7A and B - New York - London: Yields on U.S. Dollar Funds
Chart 8A and B - London: Covered Yields on U.S. Dollar Funds
Chart 9A and B - Interest Arbitrage: United States-United Kingdom
Chart 10A and B - Interest Arbitrage: U.S.-Germany and U.S.-Switzerland
Chart 11 - Interest Arbitrage: United States-Canada
Chart 12A and B - Selected Short-term Interest Rates

PART III. LONG-TERM INTEREST RATES AND STOCK INDICES

- Chart 13 - Long-Term Bond Yields
Chart 14 - Industrial Stock Indices

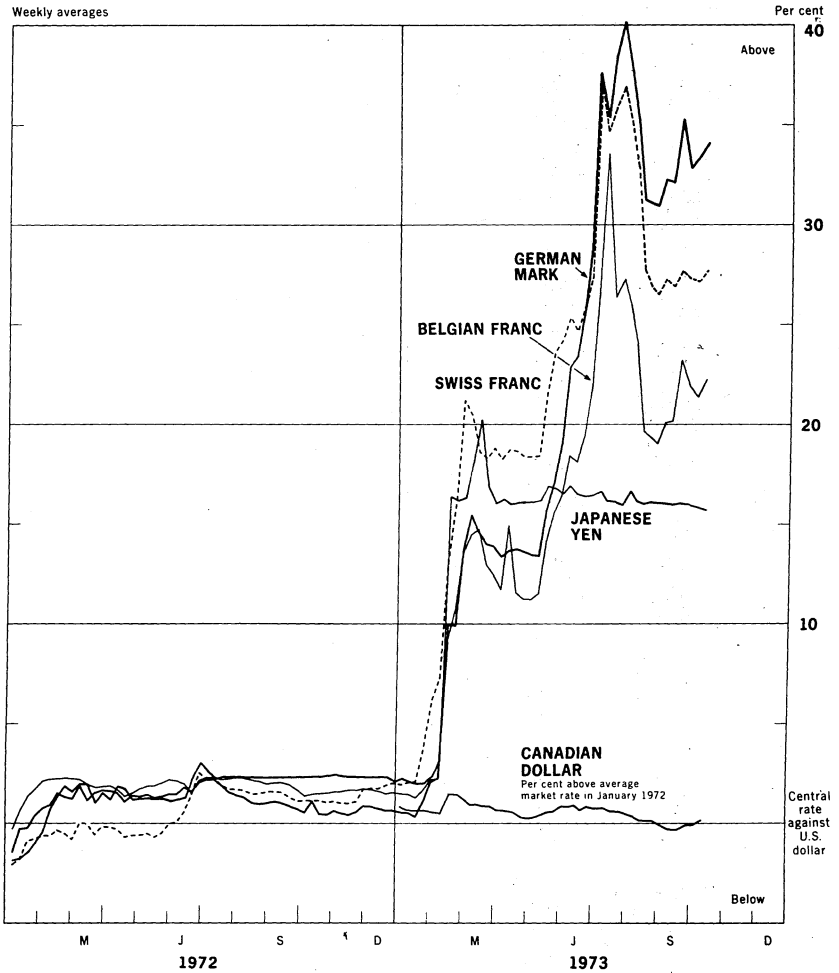
PART IV. SELECTED CENTRAL BANK DISCOUNT RATES AND LATEST FIGURES PLOTTED ON THE CHARTS

NOTE: This series is a continuation of the CAPITAL MARKETS DEVELOPMENTS ABROAD, which was published under that title through December 31, 1968. The changes in the format and order of the charts are explained in the Supplement to the series, which accompanied issue dated January 1, 1969. All series and their sources are fully described in a Supplement dated January 1, 1972.

Chart 1A

SPOT EXCHANGE RATES - MAJOR CURRENCIES AGAINST U.S. DOLLAR

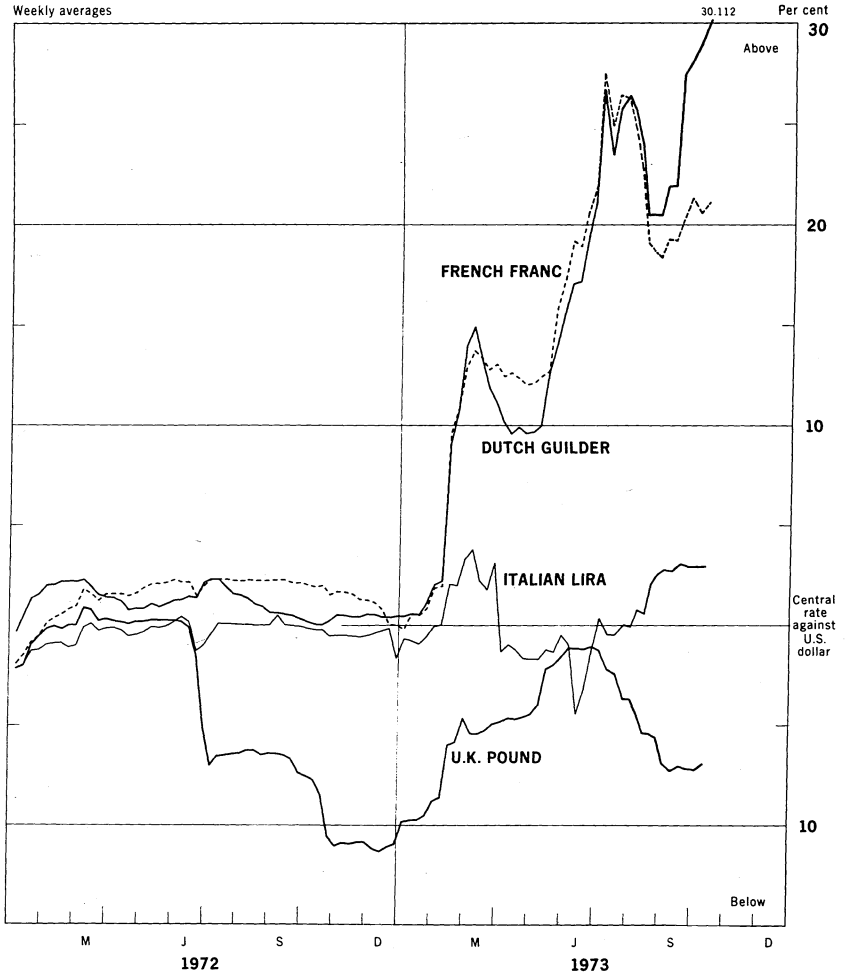
Weekly averages



Weekly averages (week ending on Friday) of daily offered rates in the New York market as per cent above or below Smithsonian central rates.

SPOT EXCHANGE RATES - MAJOR CURRENCIES AGAINST U.S. DOLLAR

Weekly averages

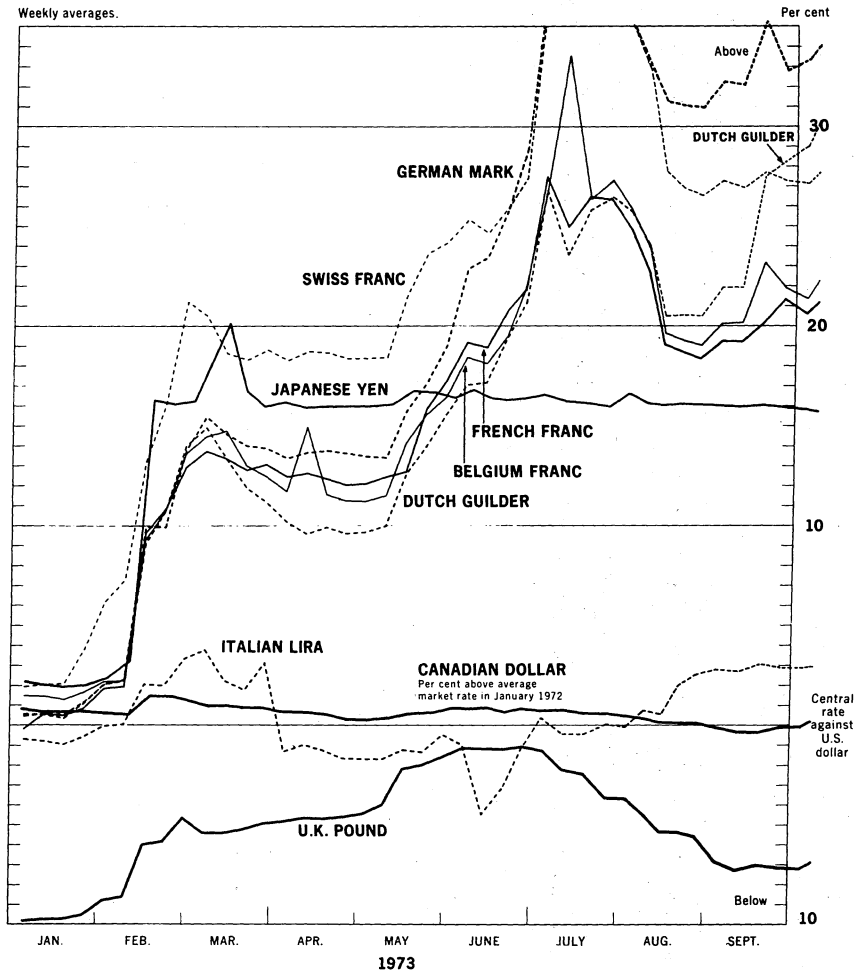


Weekly averages (week ending on Friday) of daily offered rates in the New York market as per cent above or below Smithsonian central rates.

5

SPOT EXCHANGE RATES - MAJOR CURRENCIES AGAINST U.S. DOLLAR

Weekly averages.



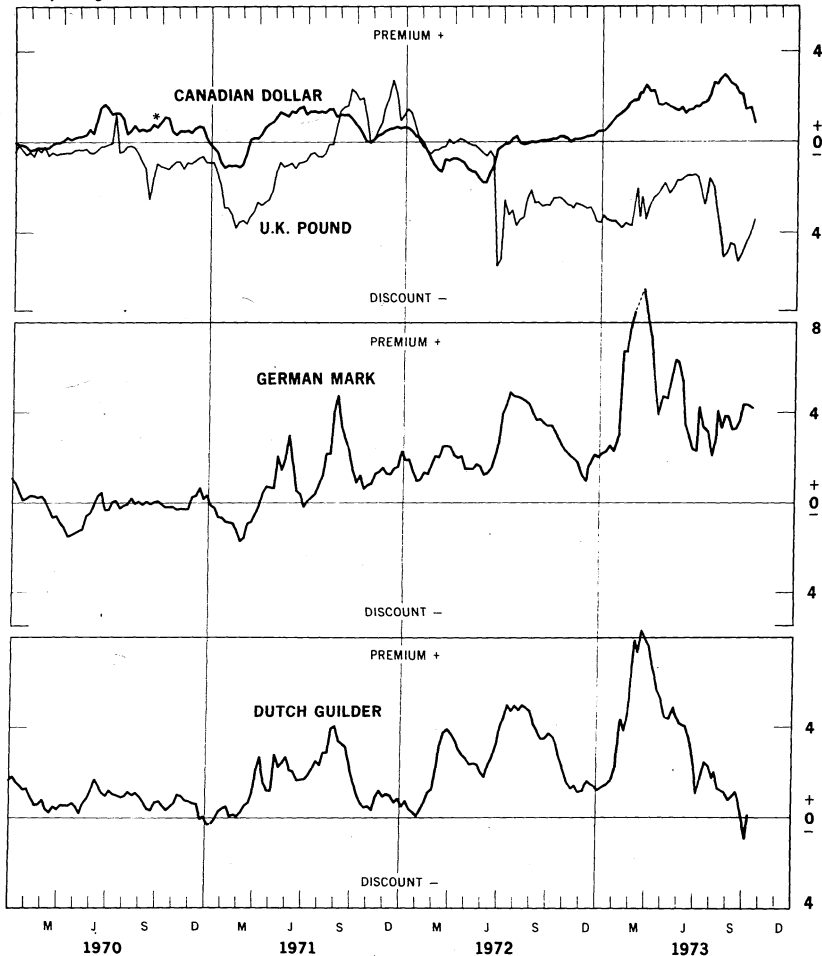
Weekly averages (week ending on Friday) of daily offered rates in the New York market as per cent above or below Smithsonian central rates.

Chart 2A

3-MONTH FORWARD EXCHANGE - MAJOR CURRENCES AGAINST U.S. DOLLAR

Weekly averages

Per cent per annum

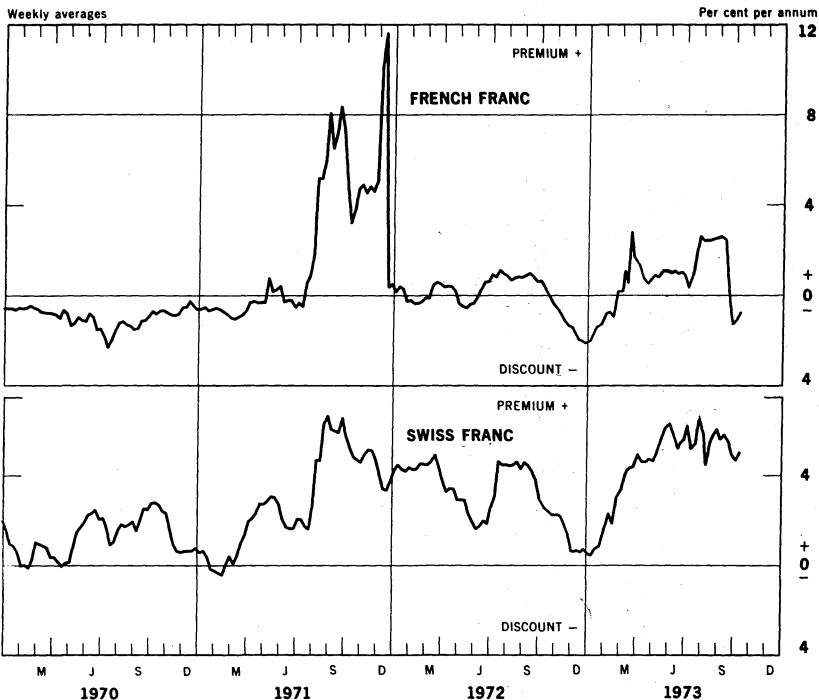


* Canadian Dollar Rate not supported by Bank of Canada.

See DESCRIPTION AND SOURCES OF DATA, January 1, 1973, pp. 2-3.

Chart 2B

3-MONTH FORWARD EXCHANGE - MAJOR CURRENCES AGAINST U.S. DOLLAR



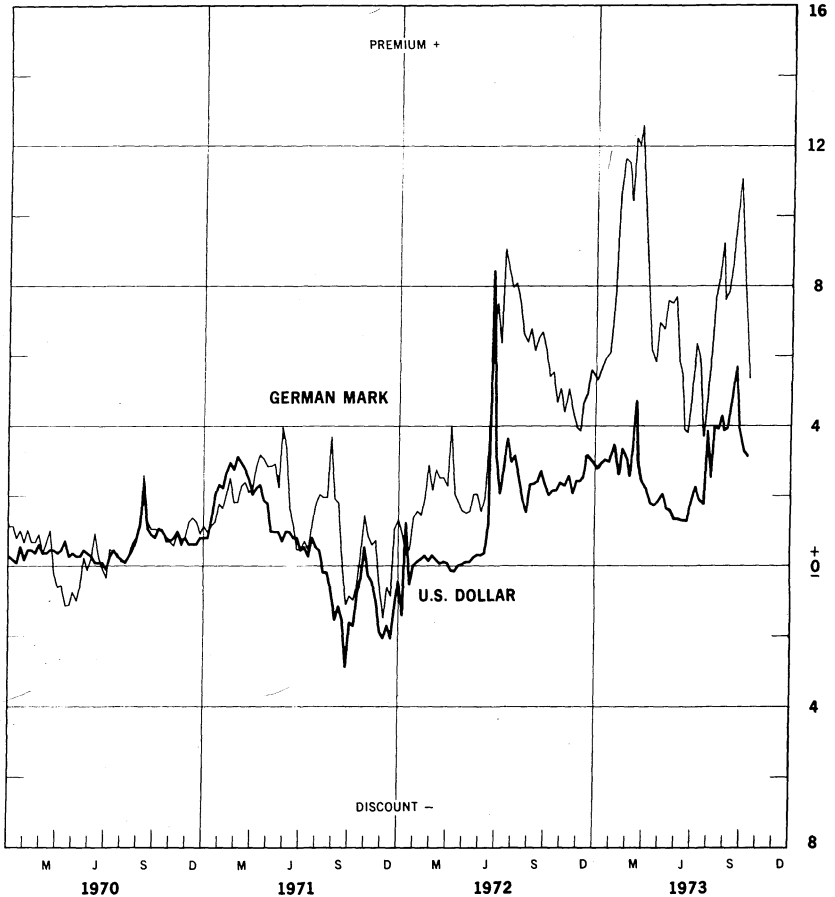
See DESCRIPTION AND SOURCES OF DATA, January 1, 1973, pp. 2-3.

Chart 3A

3-MONTH FORWARD EXCHANGE - MAJOR CURRENCIES AGAINST U.K. POUND

Friday figures

Per cent per annum



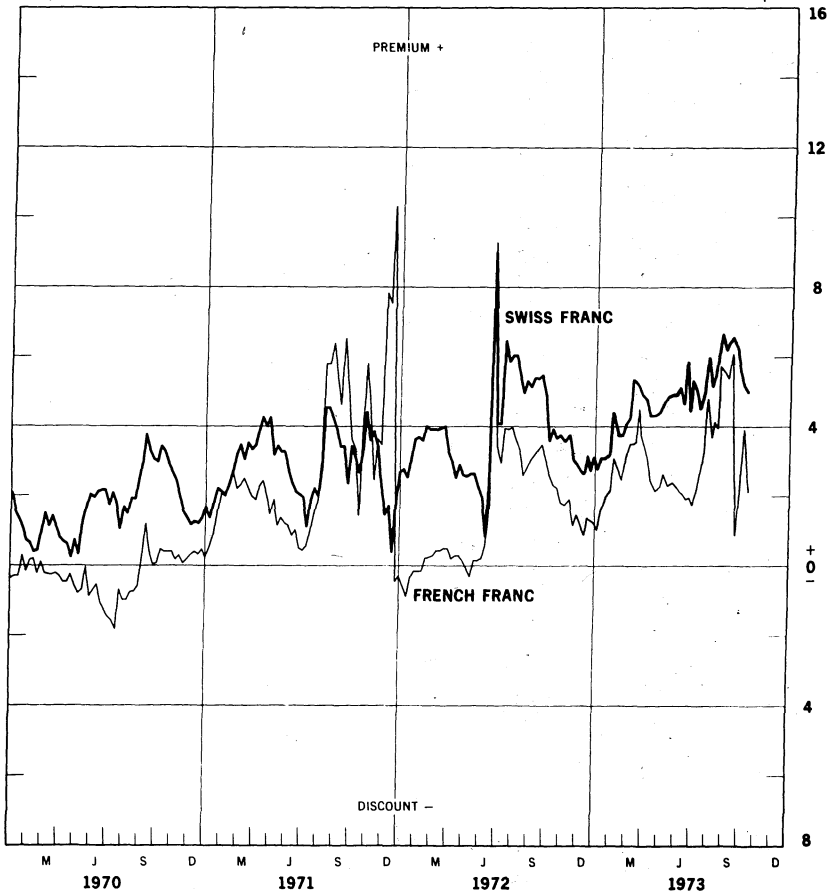
See DESCRIPTION AND SOURCES OF DATA, January 1, 1973, p. 3.

Chart 3B

3-MONTH FORWARD EXCHANGE - MAJOR CURRENCIES AGAINST U.K. POUND

Friday figures

Per cent per annum

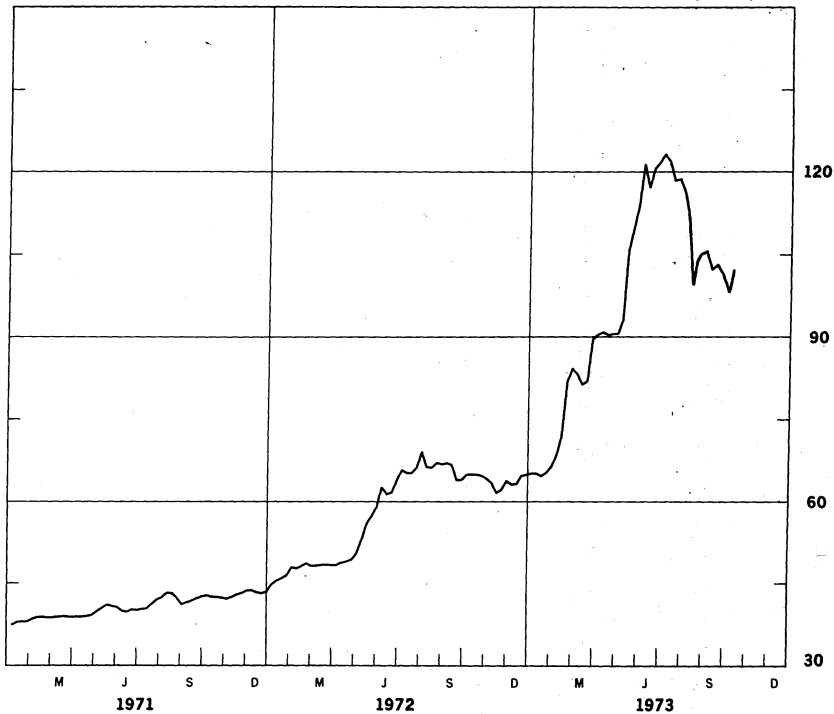


See DESCRIPTION AND SOURCES OF DATA, January 1, 1973, p. 3.

GOLD PRICE IN LONDON, 12.5 Kg BARS

Week's average of afternoon fixings

U.S. dollar equivalent per fine ounce

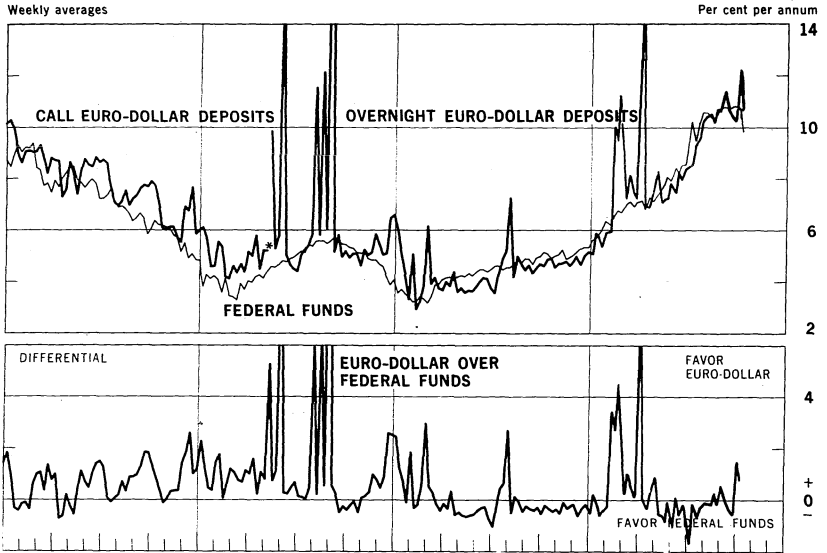


See DESCRIPTION AND SOURCES of DATA, January 1, 1973, p. 4.

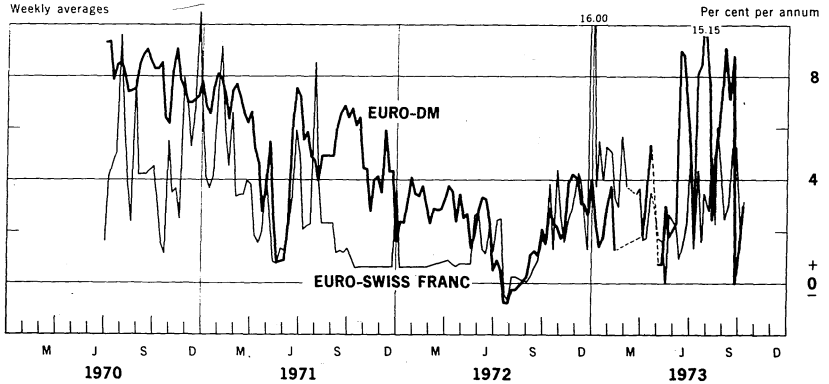
Chart 5A

CALL MONEY RATES

DOLLAR FUNDS
Weekly averages



EURO-CURRENCIES
Weekly averages



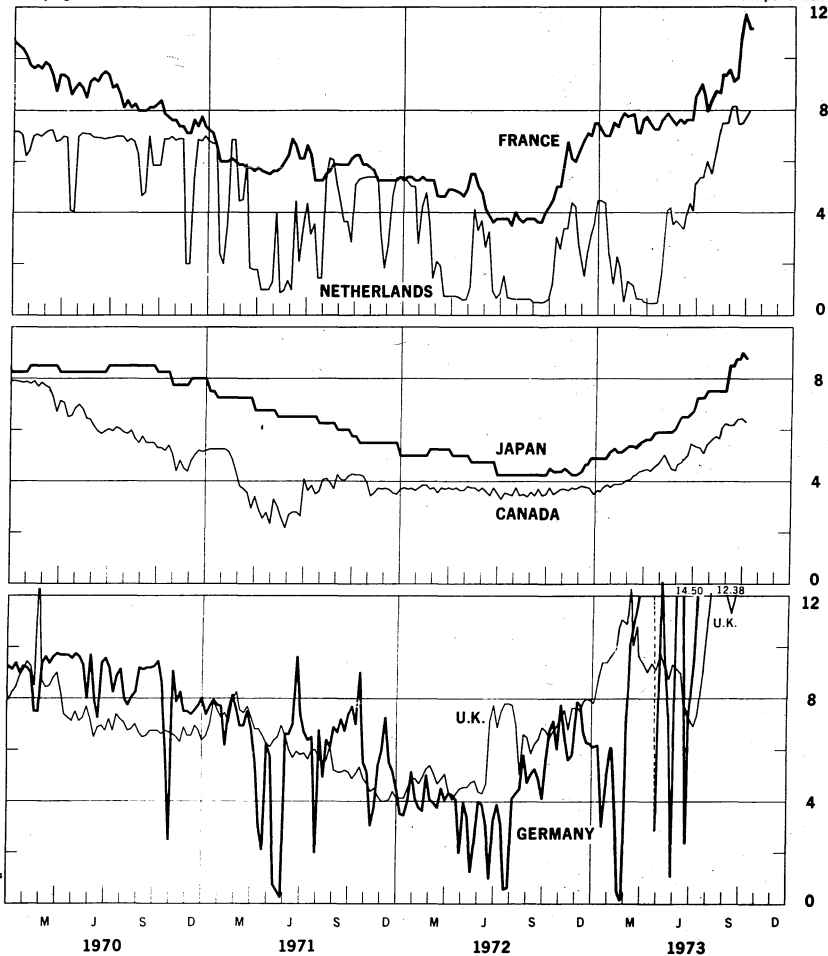
* Changed from CALL to OVERNIGHT Euro-dollar deposits, May 10, 1971.
See DESCRIPTION AND SOURCES OF DATA, January 1, 1973, pp. 4-6.

CALL MONEY RATES

SELECTED FOREIGN AND EEC CURRENCIES

Friday figures

Per cent per annum



France, Day-to-day Money; Netherlands, Call Money, weekly average; Japan, Unconditional Money;
 Canada, Day-to-day Loans, weekly average; Germany, Call Money; U.K., 2-day Local Authority Deposits.
 See DESCRIPTION AND SOURCES OF DATA, January 1, 1973, pp. 4-6.

13

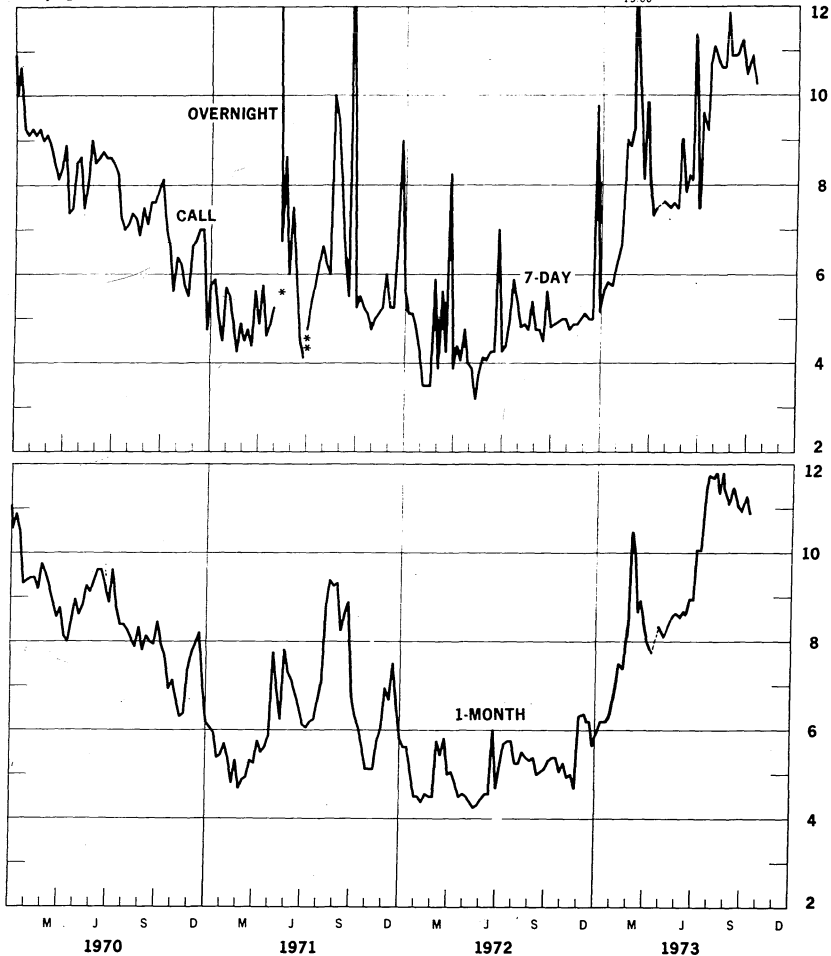
Chart 6A

LONDON: EURO-DOLLAR DEPOSIT RATES

Friday figures

15.00

Per cent per annum



* May 12/71—changed to Overnight Euro-Dollar Deposits

** July 1—changed to 7-Day Euro-Dollar

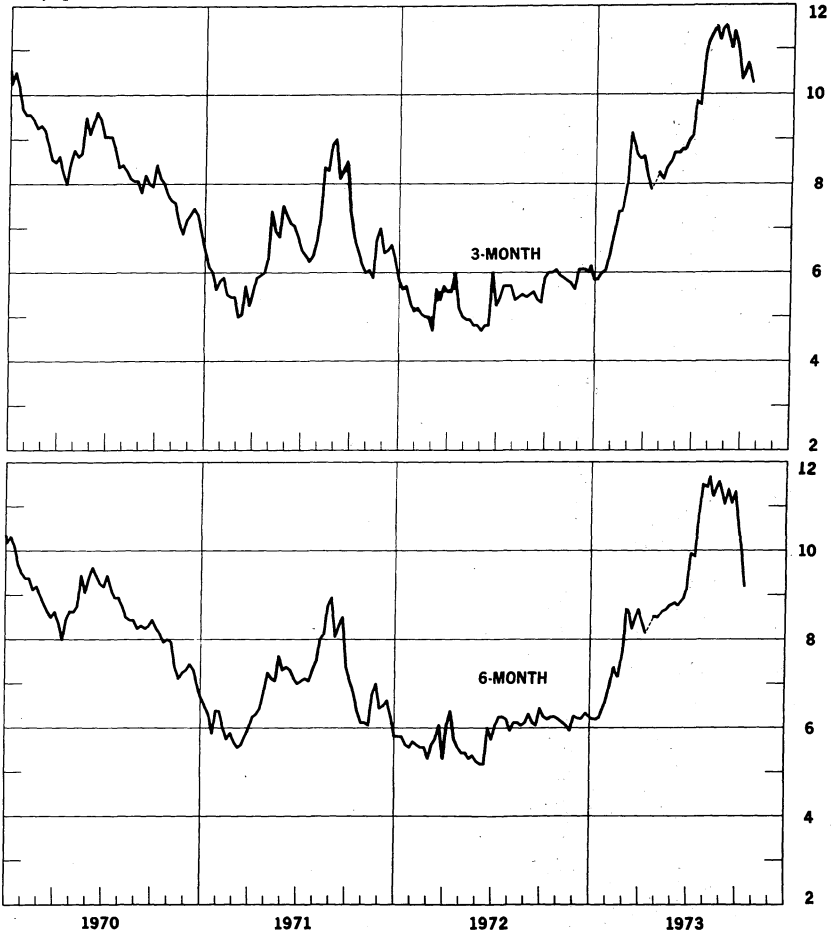
See DESCRIPTION AND SOURCES OF DATA, January 1, 1973, p. 6.

Chart 6B

LONDON: EURO-DOLLAR DEPOSIT RATES

Friday figures

Per cent per annum



See DESCRIPTION AND SOURCES OF DATA, January 1, 1973, p. 6.

15

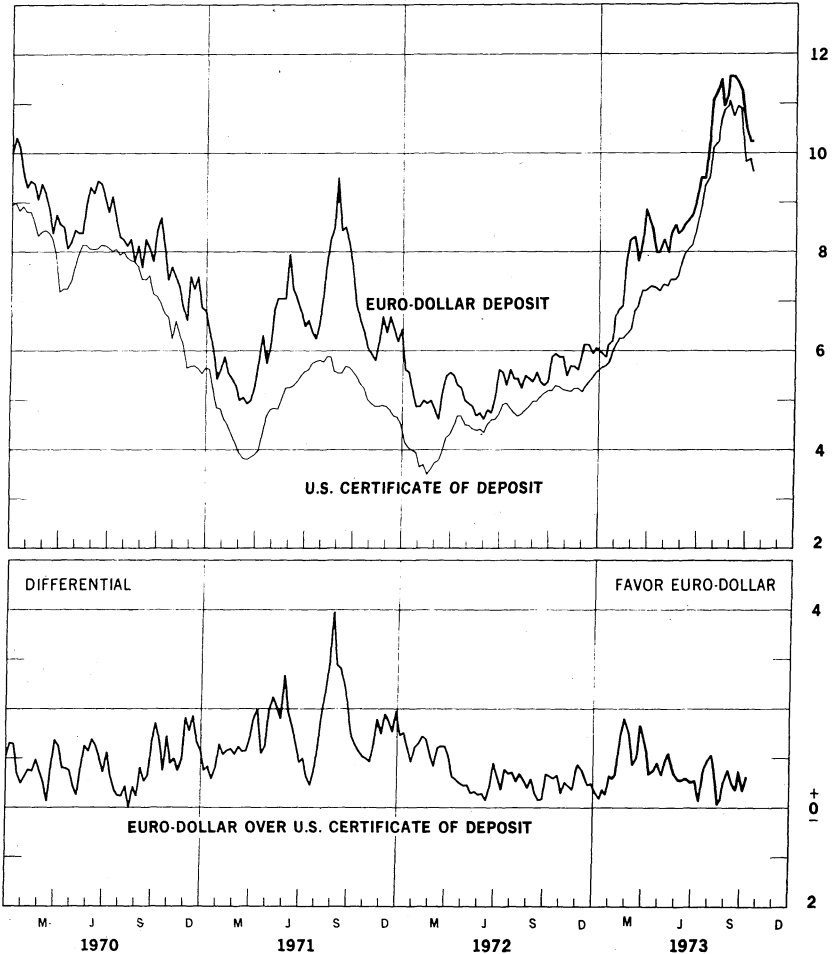
Chart 7A

NEW YORK-LONDON: YIELDS ON U.S. DOLLAR FUNDS

3-MONTH DOLLAR DEPOSIT RATES—SECONDARY MARKET

Wednesday figures

Per cent per annum

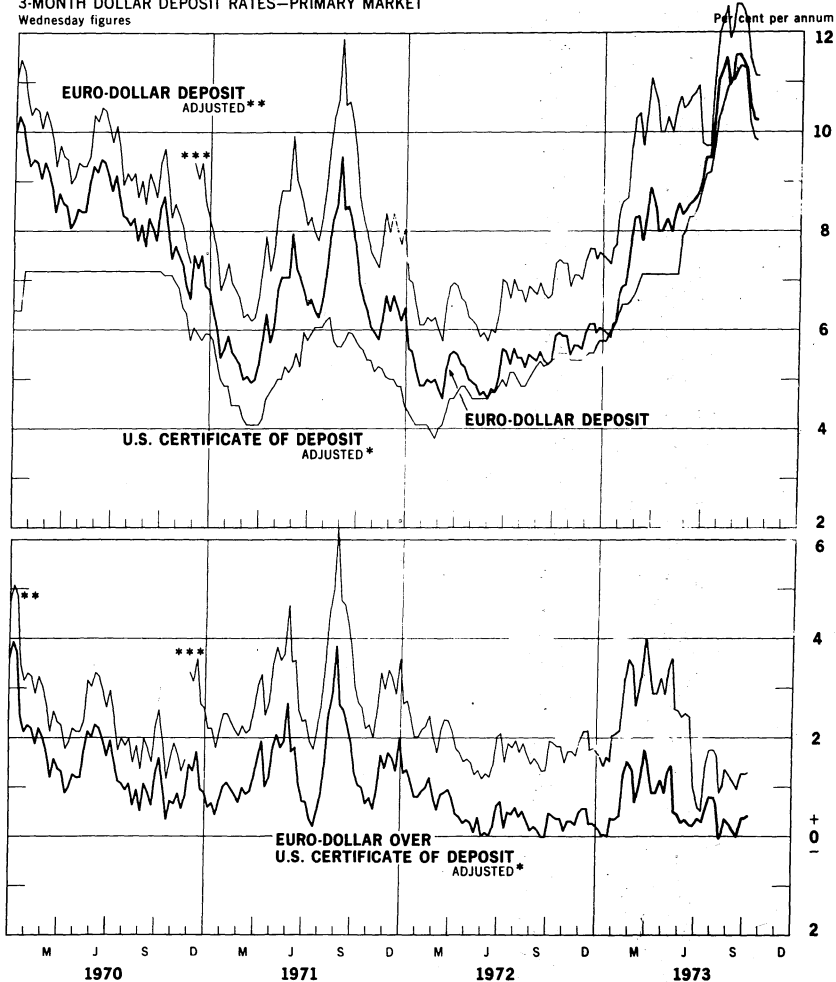


See DESCRIPTION AND SOURCES OF DATA, January 1, 1973, pp. 6-7.

NEW YORK-LONDON: COST OF U.S. DOLLAR FUNDS

3-MONTH DOLLAR DEPOSIT RATES—PRIMARY MARKET

Wednesday figures



* Adjusted for Reserve Requirement

** Adjusted for 10% Marginal Reserve Requirement

*** Adjusted for 20% Marginal Reserve Requirement

See DESCRIPTION AND SOURCES OF DATA, January 1, 1973, pp. 6-7.

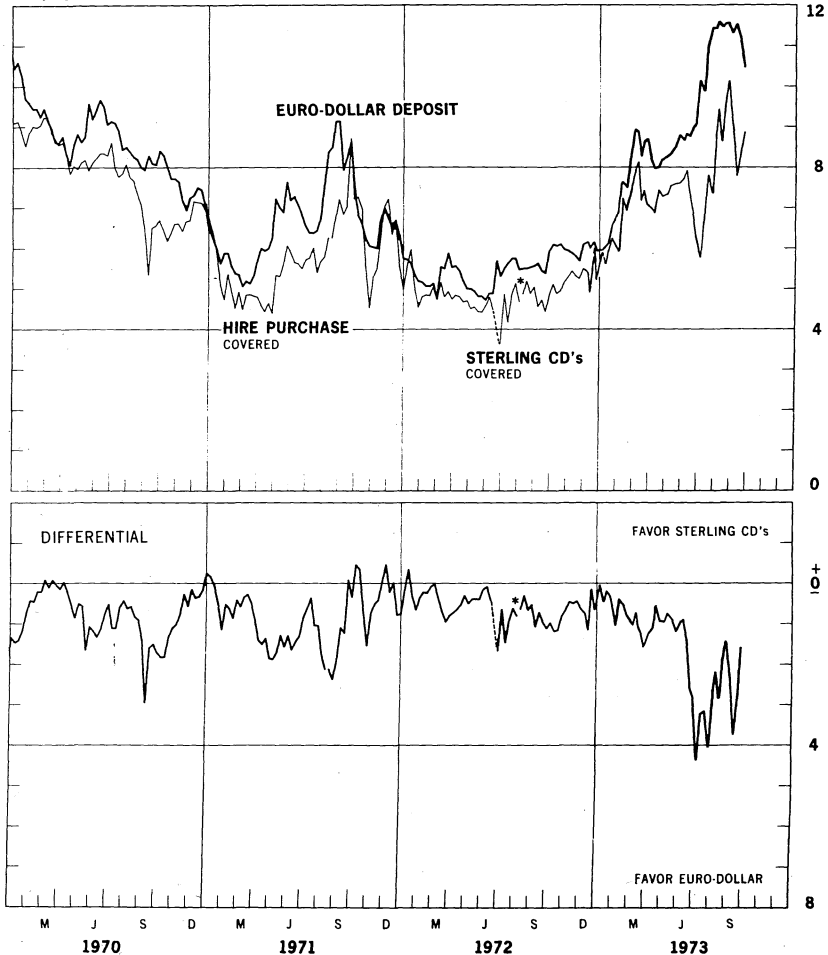
Chart 8A

LONDON: COVERED YIELDS ON U.S. DOLLAR FUNDS

HIRE PURCHASE/STERLING CD's vs EURO-DOLLAR RATES

Friday figures

Per cent per annum



*Hire Purchase suspended August 11, 1972 and Sterling Certificates of Deposit begin August 11, 1972.

See DESCRIPTION AND SOURCES OF DATA, January 1, 1973, pp. 7-8.

18

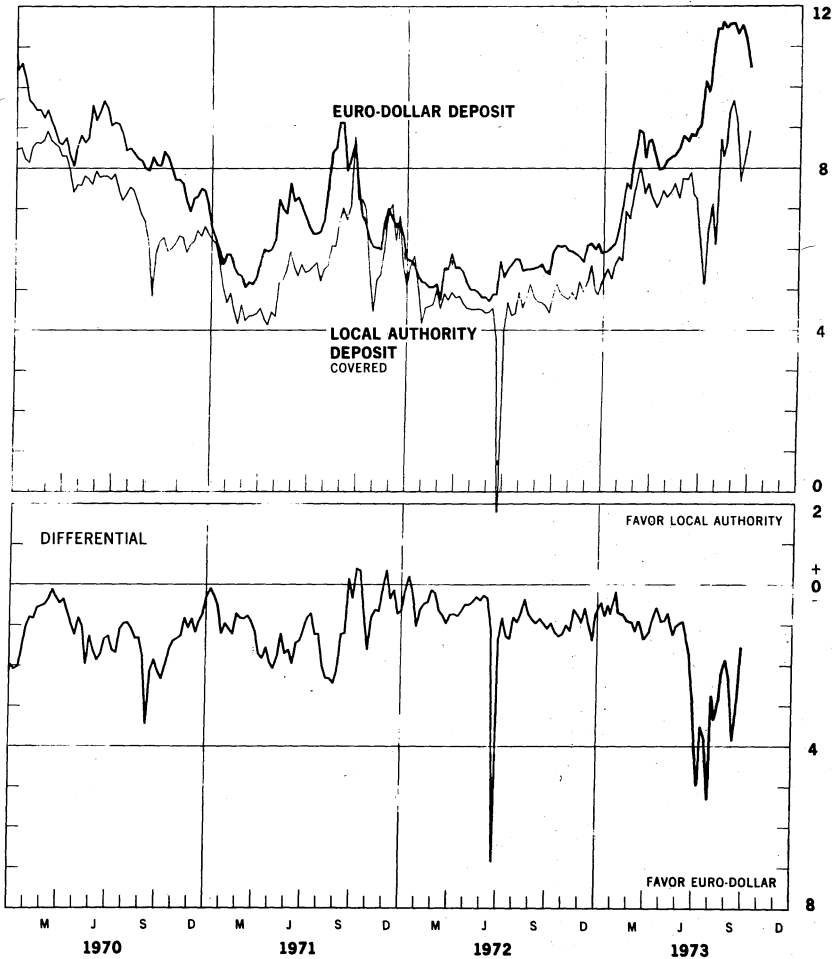
Chart 8B

LONDON: COVERED YIELDS ON U.S. DOLLAR FUNDS

LOCAL AUTHORITY AND EURO-DOLLAR RATES

Friday figures

Per cent per annum

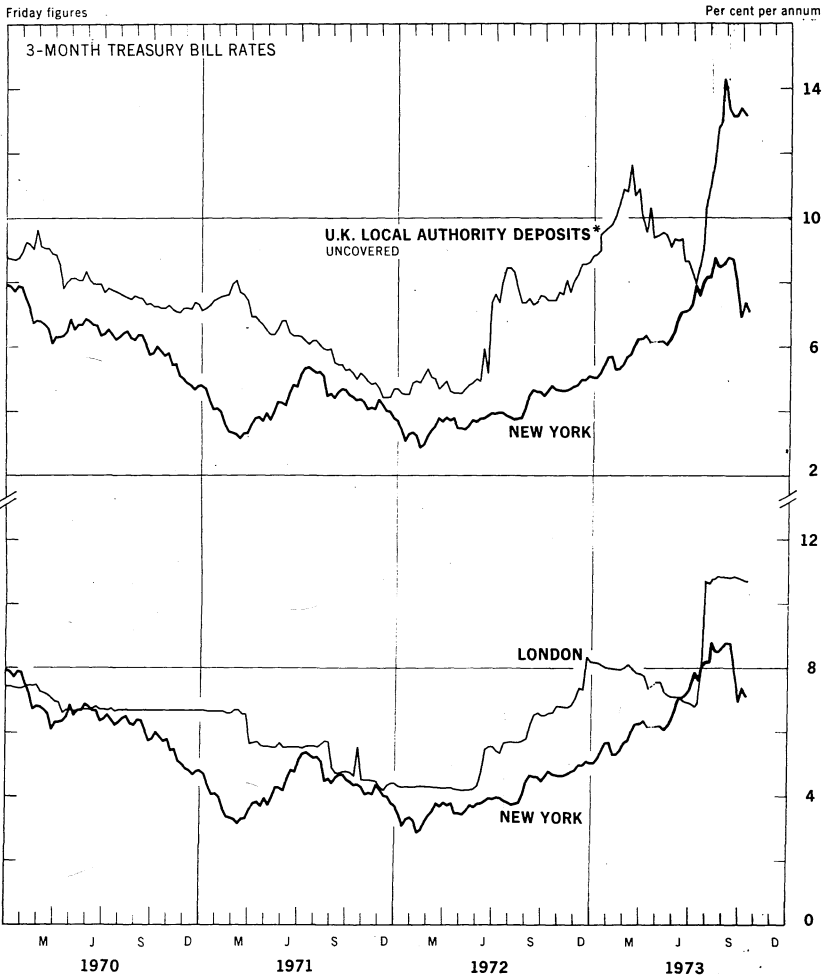


See DESCRIPTION AND SOURCES OF DATA, January 1, 1973, pp. 7-8.

19

Chart 9A

INTEREST ARBITRAGE: UNITED KINGDOM AND UNITED STATES

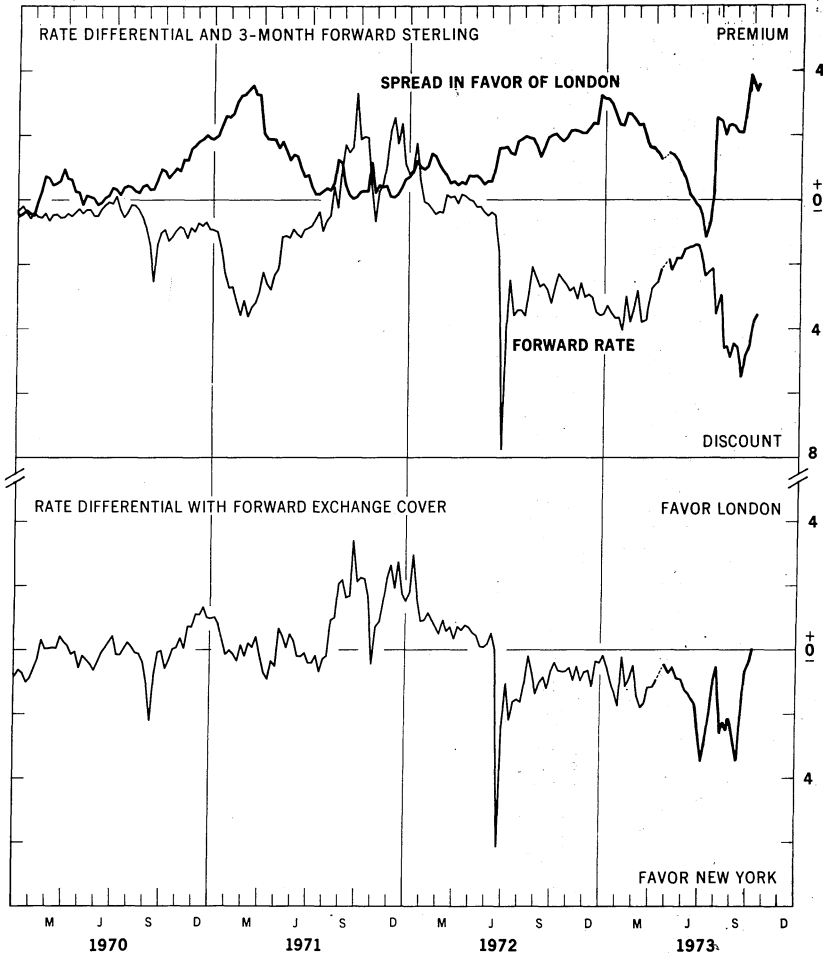


* Plotted for comparison purposes
 See DESCRIPTION AND SOURCES OF DATA, January 1, 1973, pp. 8-9

INTEREST ARBITRAGE: UNITED KINGDOM AND UNITED STATES

Friday figures

Per cent per annum



See DESCRIPTION AND SOURCES OF DATA, January 1, 1973, pp.8-9

21

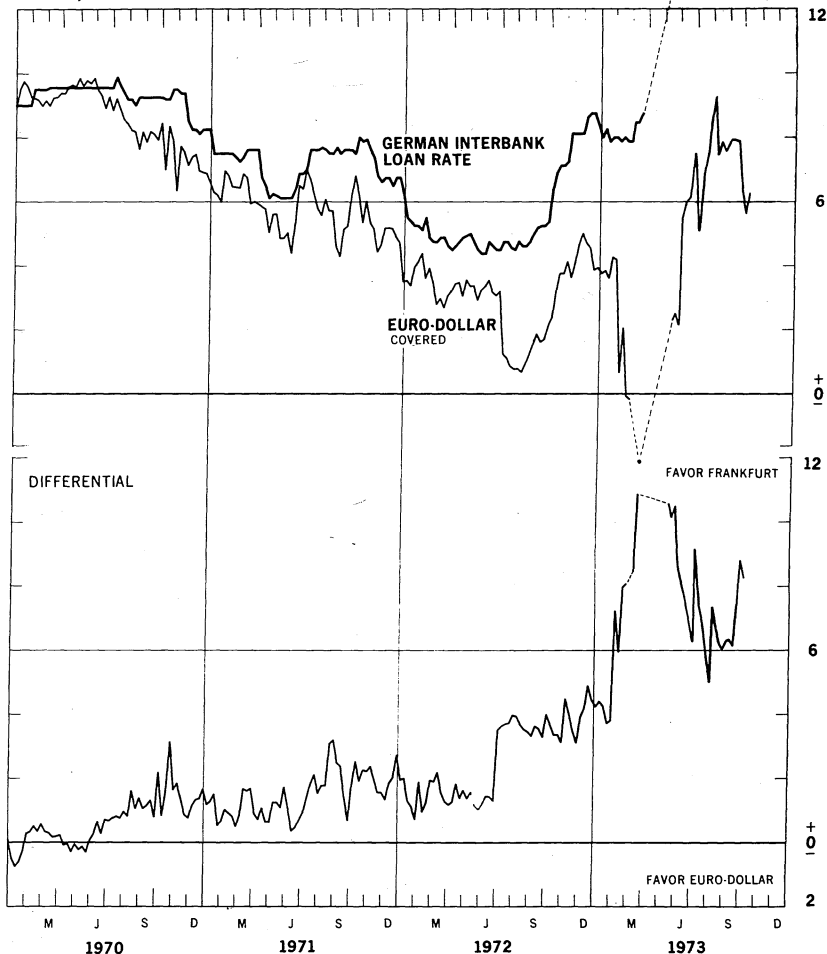
Chart 10A

3-MONTH FUNDS INTEREST ARBITRAGE: EURO-DOLLAR - GERMAN MARK

FRANKFURT INTERBANK LOAN RATE VS. LONDON EURO-DOLLAR RATE

Wednesday rates

Per cent per annum



See DESCRIPTION AND SOURCES OF DATA, January 1, 1973, pp. 9-10.

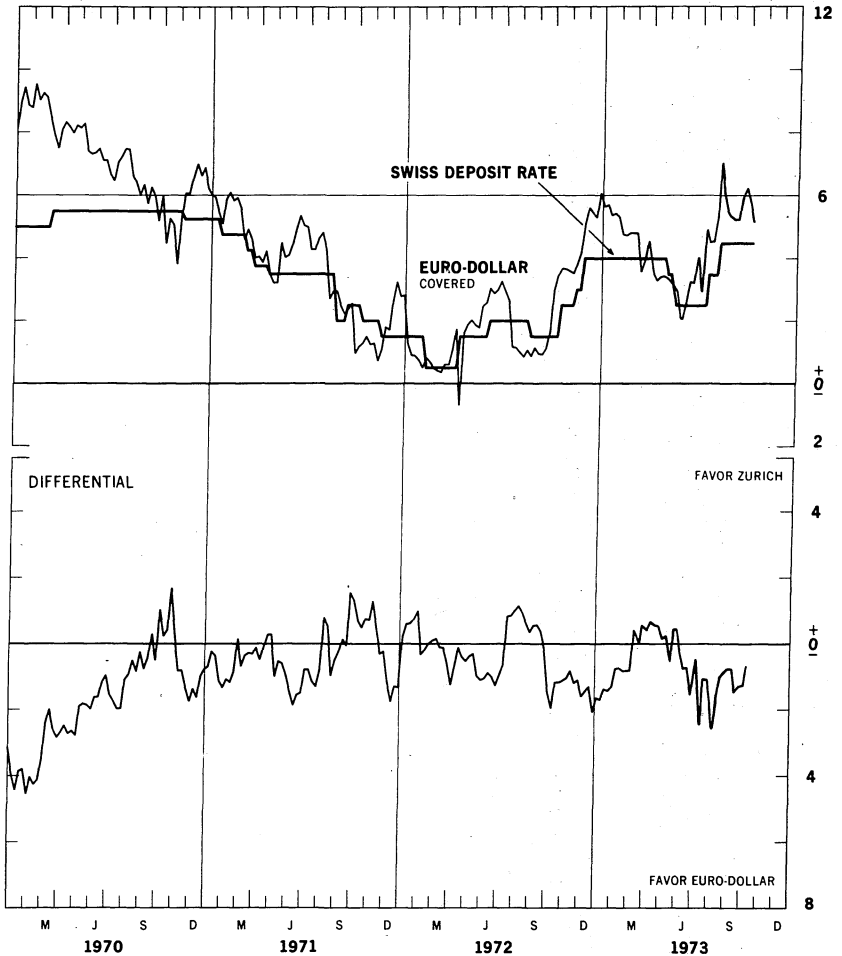
--- No quotation

3-MONTH FUNDS INTEREST ARBITRAGE: EURO-DOLLAR - SWISS FRANC

ZURICH DEPOSIT RATE VS. LONDON EURO-DOLLAR RATE

Wednesday rates

Per cent per annum



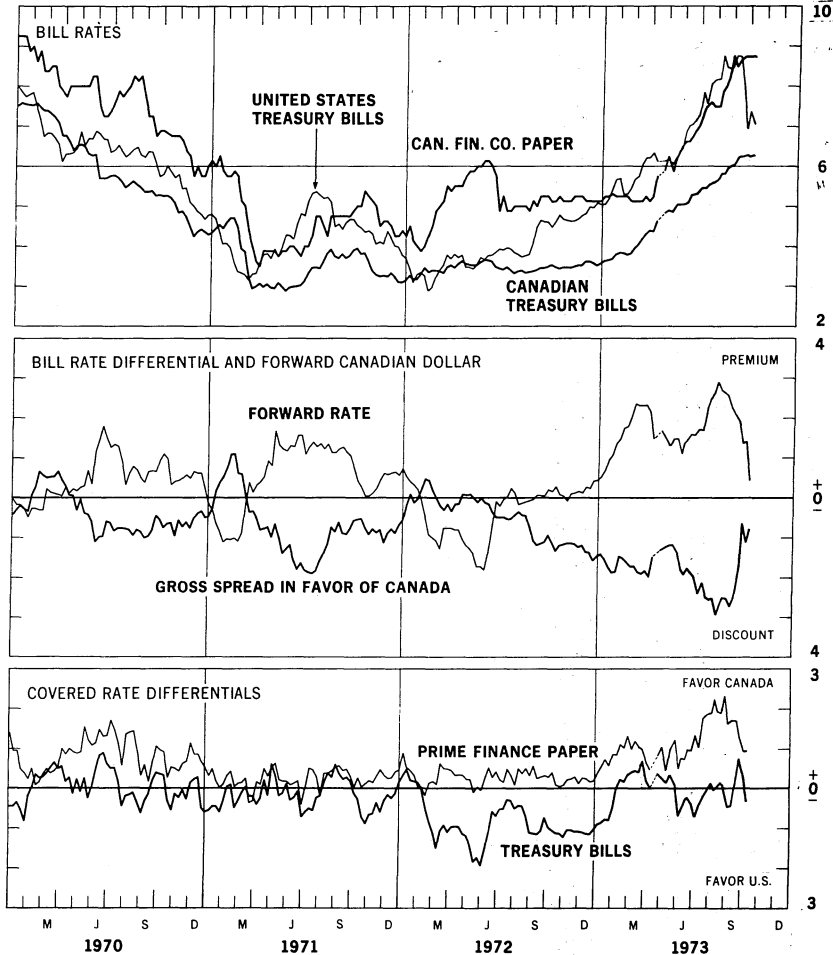
See DESCRIPTION AND SOURCES OF DATA, January 1, 1973, pp. 9-10.

Chart 11

3-MONTH INTEREST ARBITRAGE: CANADA - UNITED STATES

Friday figures

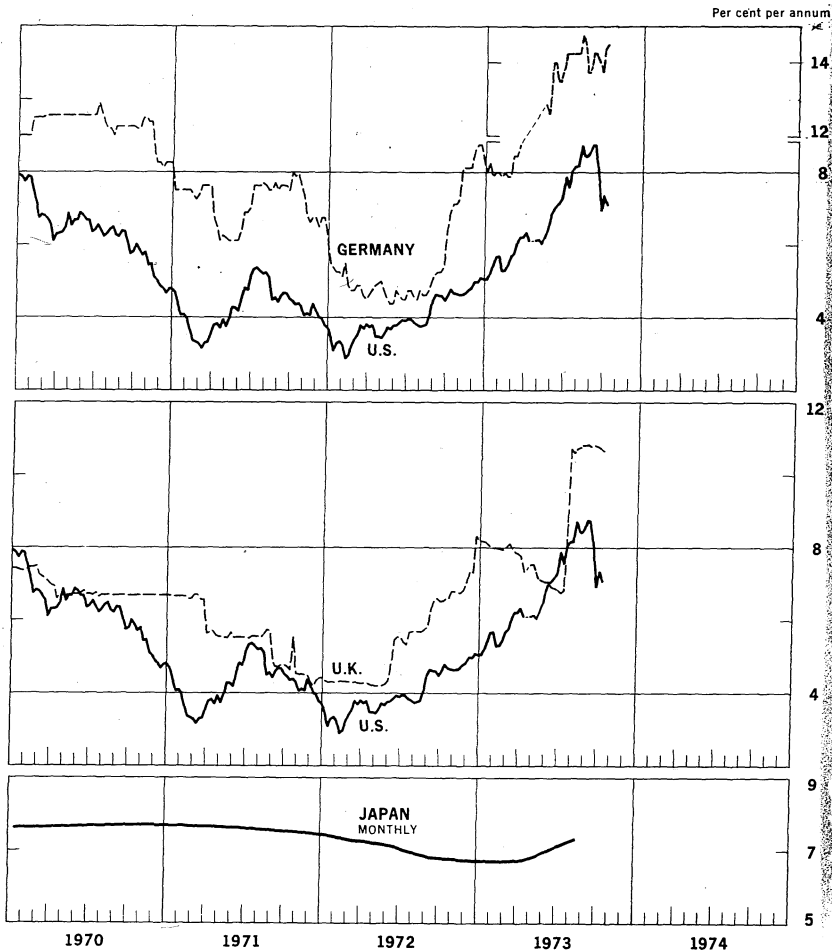
Per cent per annum



See DESCRIPTION AND SOURCES OF DATA, January 1, 1973, pp. 10-11.

24

SELECTED SHORT-TERM INTEREST RATES*

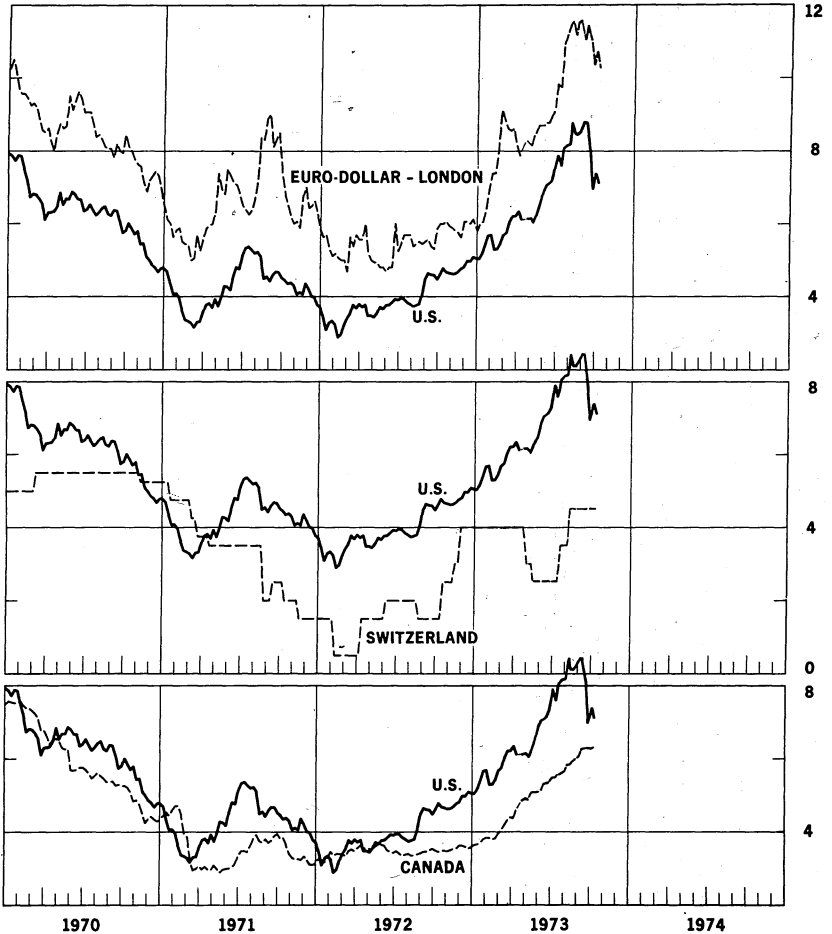


* 3-month treasury bill rates for all countries except Japan (Average rate on bank loans and discounts) and Germany (interbank loan rate)
 See DESCRIPTION AND SOURCES OF DATA, January 1, 1973, pp. 11-12.

Chart 12B

SELECTED SHORT-TERM INTEREST RATES

Per cent per annum



See DESCRIPTION AND SOURCES OF DATA, January 1, 1973, pp. 11-12.

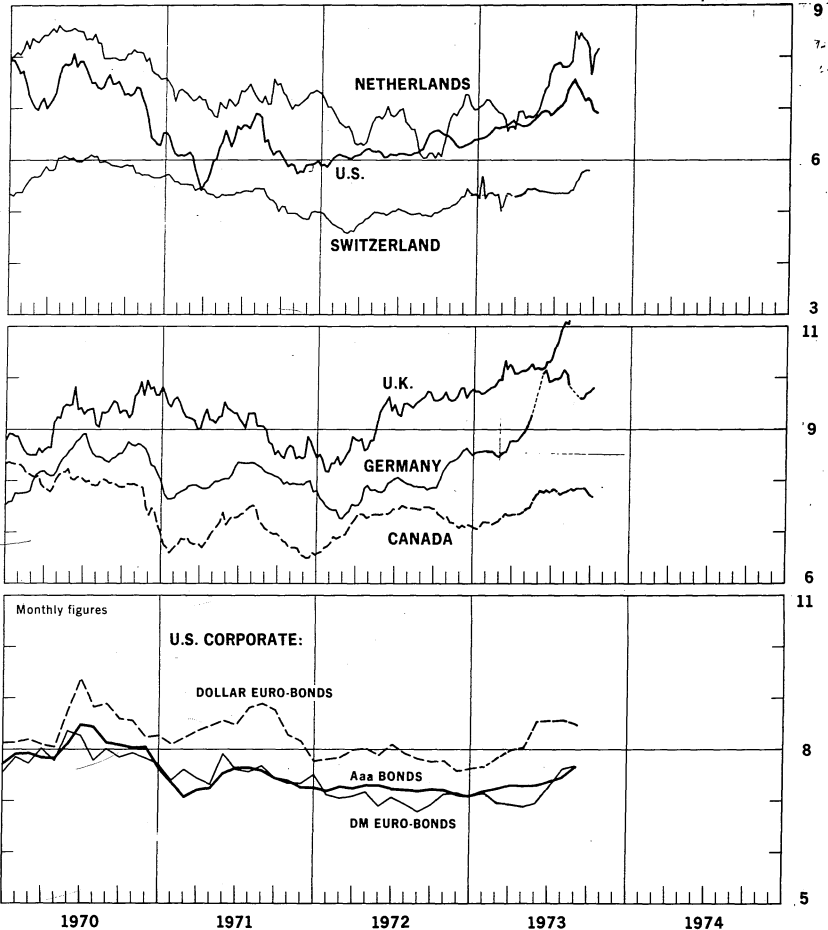
26

Chart 13

LONG-TERM BOND YIELDS

Weekly figures

Per cent per annum

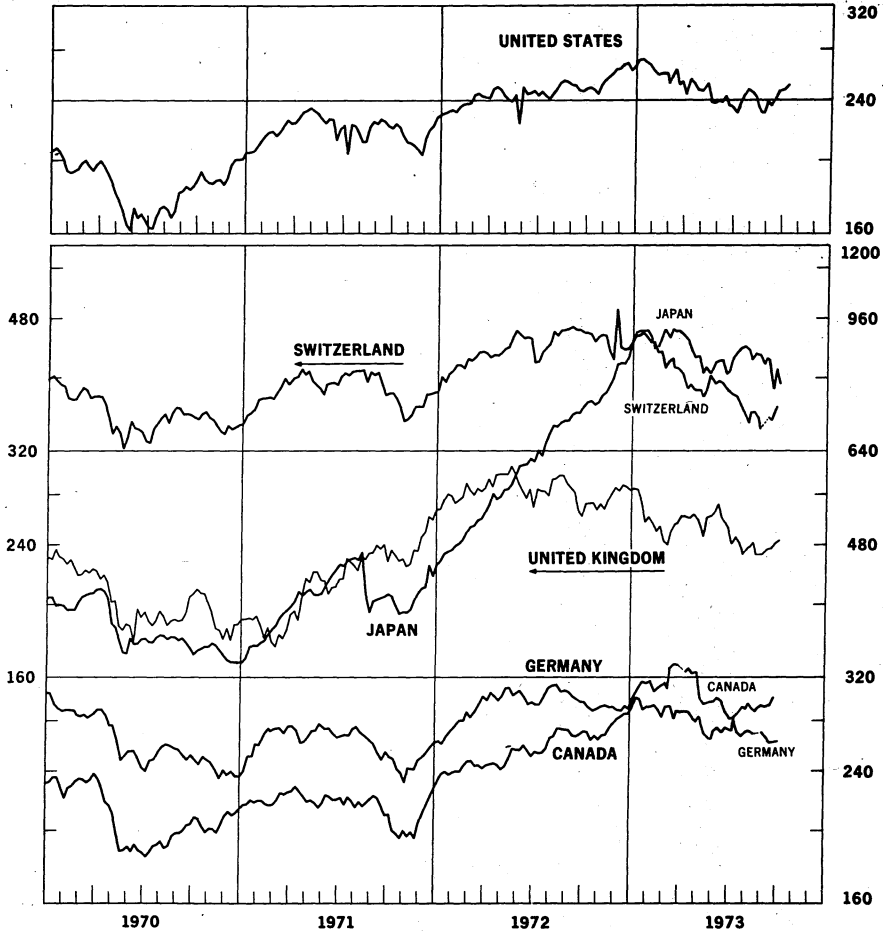


See DESCRIPTION AND SOURCES OF DATA, January 1, 1973, pp. 12-15.

INDUSTRIAL STOCK INDEXES

Ratio scale, 1958=100

Ratio scale, 1958=100



26
October 17, 1973
H.13
Release No. 632

IV. SELECTED CENTRAL BANK DISCOUNT RATES

Country	Current Rate	In Effect Since	Previous Rate	In Effect Since
E.E.C.:				
Belgium	6.5	August 2, 1973	6.0	July 5, 1973
France	11.0	Sept. 20, 1973	9.5	August 2, 1973
Germany	7.0	June 1, 1973	6.0	May 3, 1973
Italy	4.0	April 10, 1973	4.5	Oct. 14, 1972
Netherlands	7.0	Oct. 16, 1973	6.5	August 7, 1973
**United Kingdom	11.50	July 27, 1973	9.00	July 20, 1973
Switzerland	4.5	Jan. 1, 1973	3.75	Sept. 15, 1973
Canada	6.75	August 7, 1973	6.25	June 10, 1973
Japan	7.0	Aug. 29, 1973	6.0	July 2, 1973
United States	7.5	Aug. 14, 1973	7.0	July 1, 1973

**Effective October 13, 1972, the Bank of England replaced its traditional Bank Rate with a fluctuating "minimum lending rate" based on average Treasury bill tender rate.

LATEST FIGURES PLOTTED ON THE CHARTS

 H.13
 October 17, 1973
 Release No. 632

Chart	Panel	Series	Date	Rate
1A & 1C		Swiss franc	Oct. 12	27.7
1B & 1C		U.K. pound	"	-6.91
1B & 1C		French franc	"	21.1
1A & 1C		Japanese yen	"	15.7
1A & 1C		Belgian franc	"	22.2
1B & 1C		Italian lire	"	2.9
1A & 1C		Canadian dollar	"	0.2
1A & 1C		German mark	"	34.5
1B & 1C		Dutch guilder	"	30.1
2A		German mark	"	4.12
		Swiss franc	"	5.07
		U.K. pound	"	3.46
2B	Upper	Dutch guilder	"	0.11
		Canadian dollar	"	0.81
		French franc	"	-0.76
3A		German mark	"	5.37
		U.S. dollar	"	3.01
3B		Swiss franc	"	4.98
		French franc	"	2.10
4		Gold price, U.S. dollar per ounce	"	102.19
5A	Upper	Overnight Euro-S deposits	Oct. 10	10.65
		Federal Funds	"	9.87
	Lower	Differential	"	0.78
		Euro-currencies:		
		Euro DM	Oct. 12	3.0
	Euro Swiss Fr.	"	3.19	
5B	Upper	Japan, Unconditional Money	Oct. 5	8.75
		U.K., 2-day Local Author. Deps.	"	12.38
		Canada, Day-to-day Loans	"	6.33
	Lower	France, Day-to-Day Money	Oct. 12	11.13
		Germany, Call Money	Oct. 5	14.50
		Netherlands, Call Money	"	7.98

30

IV - 3

H. 13
October 17, 1973
Release No. 632

Chart	Panel	Series	Date	Rate
6A		Euro-\$ Overnight Rate	Oct. 12	10.25
		Euro-\$ 1-month Rate	"	10.88
6B		Euro-\$ 3-month Rate	"	10.25
		Euro-\$ 6-month Rate	"	9.19
7A	Upper	Euro-\$ 3-month Deposits	Oct. 10	10.25
		U.S. Certificate of Deposits	"	9.62
	Lower	Differential	"	0.63
7B	Upper	Euro-\$ 3-month Deposits	Oct. 10	10.25
		Euro-\$ 3-month Deposits (Adj.)	"	11.14
		U.S. Certificate of Deposits (Adj.)	"	9.84
	Lower	Differential: on Adj. Euro-\$ Deposits	"	1.30
		on Unadj. Euro-\$ Deposits	"	0.41
8A	Upper	Euro-\$ 3-month Deposits	Sept. 28	10.47
		Sterling CD's (covered)	"	8.87
	Lower	Differential	"	-1.60
8B	Upper	Euro-\$ 3-month Deposits	"	10.47
		Local Authority Deposits (covered)	"	8.91
	Lower	Differential	"	-1.56
9A		U.S. Treasury Bill rate	Oct. 12	7.08
		U.K. Treasury Bill rate	"	10.67
		Local Authority Deposit (uncovered)	Oct. 5	13.13
9B	Upper	Spread (+= favor London)	Oct. 12	3.59
		3-month Forward Pound	"	-3.56
	Lower	Net Incentive (+= favor London)	"	0.03

31

H. 13
 October 17, 1973
 Release No. 632

IV - 4

Chart	Panel	Series	Date	Rate
10A	Upper	Euro-\$ Deposits (covered)	Oct. 3 Oct. 10	5.62 ^r 6.27
		German Interbank Loan rate	Oct. 3 Oct. 10	14.38 ^r 14.50
	Lower	Differential	Oct. 3 Oct. 10	8.76 ^r 8.23
			Oct. 3 Oct. 10	5.76 ^r 5.18
10B	Upper	Euro-\$ Deposits (covered)	Oct. 3 Oct. 10	5.76 ^r 5.18
		Swiss Deposit rate	Oct. 3 Oct. 10	4.50 4.50
	Lower	Differential	Oct. 3 Oct. 10	-1.26 -0.68
11	Upper	Canadian Finance Paper	Oct. 12	8.75
		U.S. Treasury Bill rate	"	7.08
		Canadian Treasury Bill rate	"	6.29
		U.S. Prime Finance paper (not plotted)	"	8.25
	Second	Bill rate differential	"	-0.79
		Forward Canadian dollar	"	0.46
	Third	Net incentive on bills	"	-0.33
	Bottom	Net incentive on Finance Paper	"	0.94
12A	Upper	U.K. Treasury Bill rate	"	10.67
		U.S. Treasury Bill rate	"	7.08
		German Interbank Loan rate	"	14.50
	Lower	Japanese Average rate	Aug.	7.302
		Canadian Treasury Bill rate	Oct. 12	6.29
		U.S. Treasury Bill rate	"	7.08
12B		Euro-\$ Deposits	"	10.25
		Swiss 3-month Deposit rate	"	4.50
		U.S. Treasury Bill rate	"	7.08

32

H.13
 October 17, 1973
 Release No. 632

IV - 5

Chart	Panel	Series	Date	Rate
13	Upper	Netherlands	Oct. 5	8.15
		Canada	Oct. 3	7.66
		*United States	Oct. 5	6.89
		Switzerland	Sept. 21	5.77
	Middle	Germany	Oct. 5	9.78
		United Kingdom	Sept. 28	11.45
	Lower	U.S. Corp. Dollar Euro-bonds Series G	Aug.	8.46
		U.S. Corp. DM Euro-bonds Series G	Aug.	7.68
		U.S. Corp. Aaa bonds	Sept.	7.63
14	Upper	Switzerland	Sept. 28	366.2
		Germany	Oct. 5	262.8
		United States	Oct. 12	251.93
	Middle	United Kingdom	"	244.53
		Canada	Sept. 27	301.56
	Lower	** Japan	Oct. 5	786.95
		United States	Oct. 12	251.93

* New -- Average yield on selected 10 year constant maturity bonds due or callable in 10 years.

** Beginning week ended September 5, 1970, the Japanese index plotted is that of all industrial and other stocks on the First Section of the Tokyo Stock Exchange.