

(Boj Gov... H.13)

September 5, 1973 Release No. 626
H-13 Division of International Finance, Statistical & Data Management Unit

SEP 7 1973
FEDERAL RESERVE BANK OF ST. LOUIS

SELECTED INTEREST & EXCHANGE RATES FOR MAJOR COUNTRIES & THE U.S.

WEEKLY SERIES OF CHARTS

BOARD OF GOVERNORS OF THE FEDERAL RESERVE SYSTEM

TABLE OF CONTENTS

PART I. EXCHANGE RATES AND GOLD PRICES

- Chart 1A, 1B, & 1C- Spot Exchange Rates, Major Currencies against U.S. Dollar
- Chart 2A and B - 3-Month Forward Exchange Rates, Major Currencies against U.S. Dollar
- Chart 3A and B - 3-Month Forward Exchange Rates, Major Currencies against U.K. Pound
- Chart 4 - Gold Price in London

PART II. SHORT-TERM INTEREST RATES

- Chart 5 - Call Money Rates
- Chart 6A and B - London: Euro-\$ Deposit Rates
- Chart 7A and B - New York - London: Yields on U.S. Dollar Funds
- Chart 8A and B - London: Covered Yields on U.S. Dollar Funds
- Chart 9A and B - Interest Arbitrage: United States-United Kingdom
- Chart 10A and B - Interest Arbitrage: U.S.-Germany and U.S.-Switzerland
- Chart 11 - Interest Arbitrage: United States-Canada
- Chart 12A and B - Selected Short-term Interest Rates

PART III. LONG-TERM INTEREST RATES AND STOCK INDICES

- Chart 13 - Long-Term Bond Yields
- Chart 14 - Industrial Stock Indices

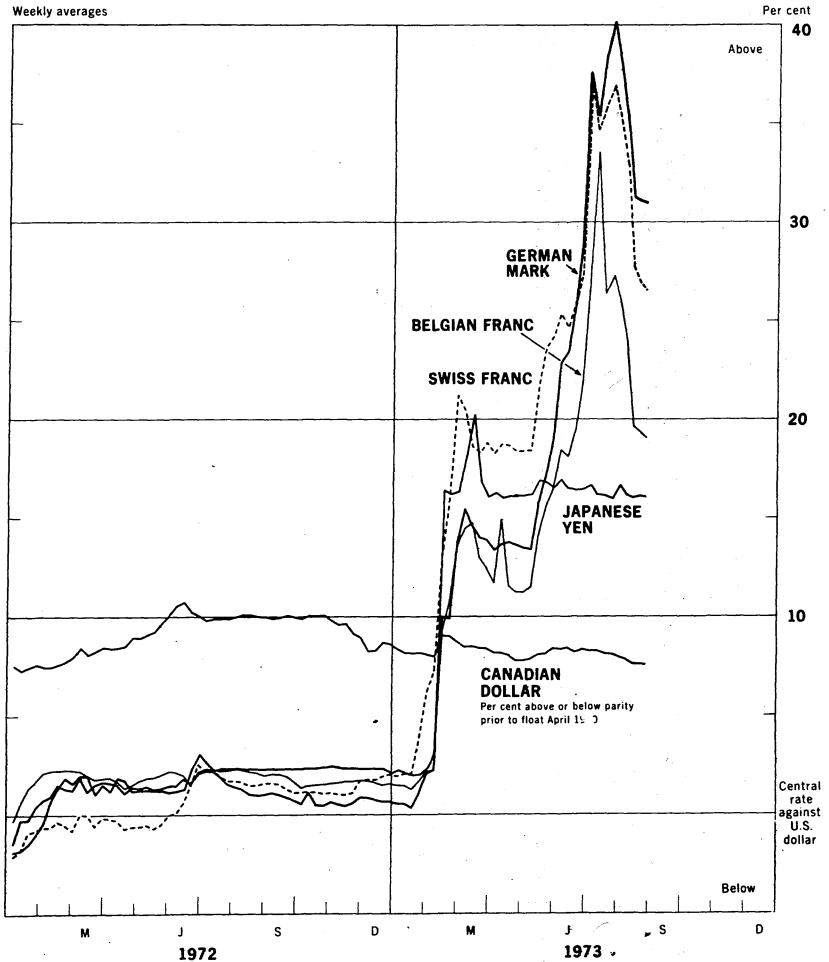
PART IV. SELECTED CENTRAL BANK DISCOUNT RATES AND LATEST FIGURES PLOTTED ON THE CHARTS

NOTE: This series is a continuation of the CAPITAL MARKETS DEVELOPMENTS ABROAD, which was published under that title through December 31, 1968. The changes in the format and order of the charts are explained in the Supplement to the series, which accompanied issue dated January 1, 1969. All series and their sources are fully described in a Supplement dated January 1, 1972.

Chart 1A

SPOT EXCHANGE RATES - MAJOR CURRENCIES AGAINST U.S. DOLLAR

Weekly averages

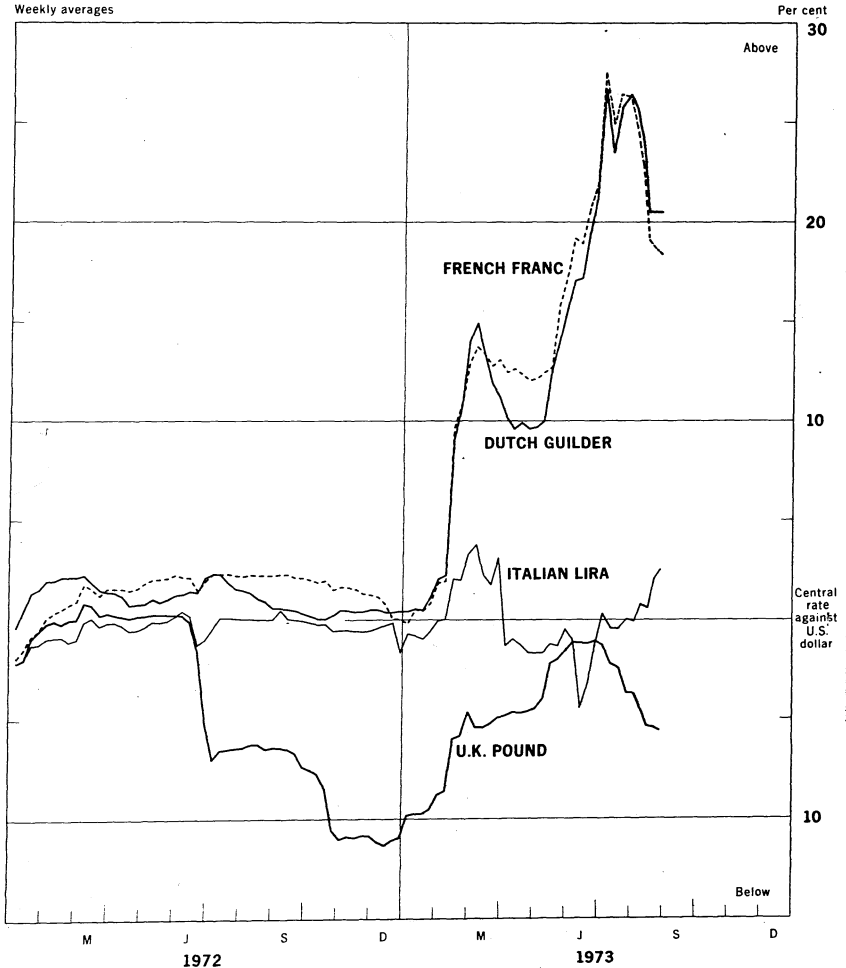


Weekly averages (week ending on Friday) of daily offered rates in the New York market as per cent above or below central rates prior to Smithsonian agreement.

4
Chart 1B

SPOT EXCHANGE RATES - MAJOR CURRENCIES AGAINST U.S. DOLLAR

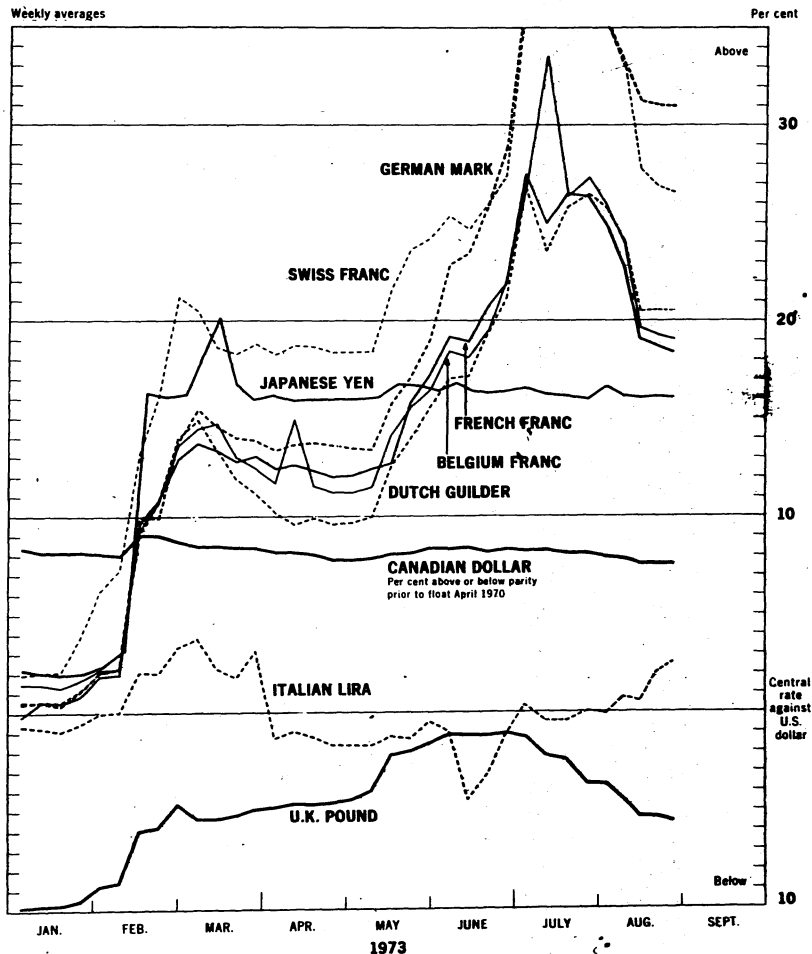
Weekly averages



Weekly averages (week ending on Friday) of daily offered rates in the New York market as per cent above or below central rates prior to Smithsonian agreement.

SPOT EXCHANGE RATES - MAJOR CURRENCIES AGAINST U.S. DOLLAR

Weekly averages



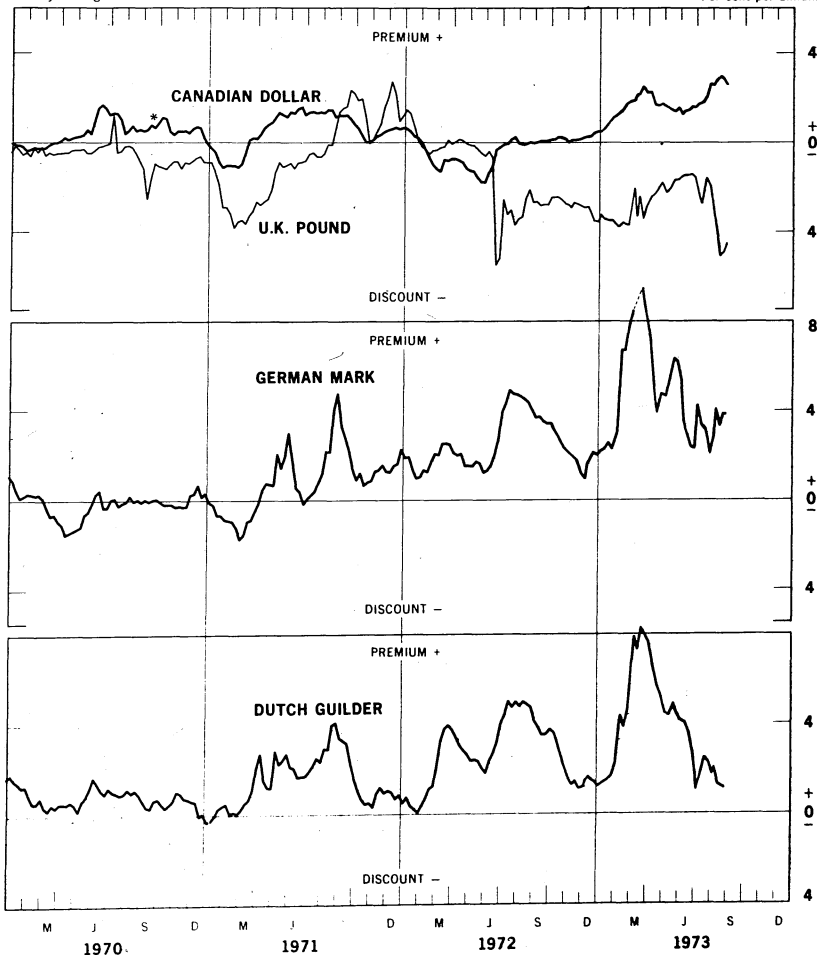
Weekly averages (week ending on Friday) of daily offered rates in the New York market as per cent above or below central rates prior to Smithsonian agreement.

Chart 2A

3-MONTH FORWARD EXCHANGE - MAJOR CURRENCES AGAINST U.S. DOLLAR

Weekly averages

Per cent per annum

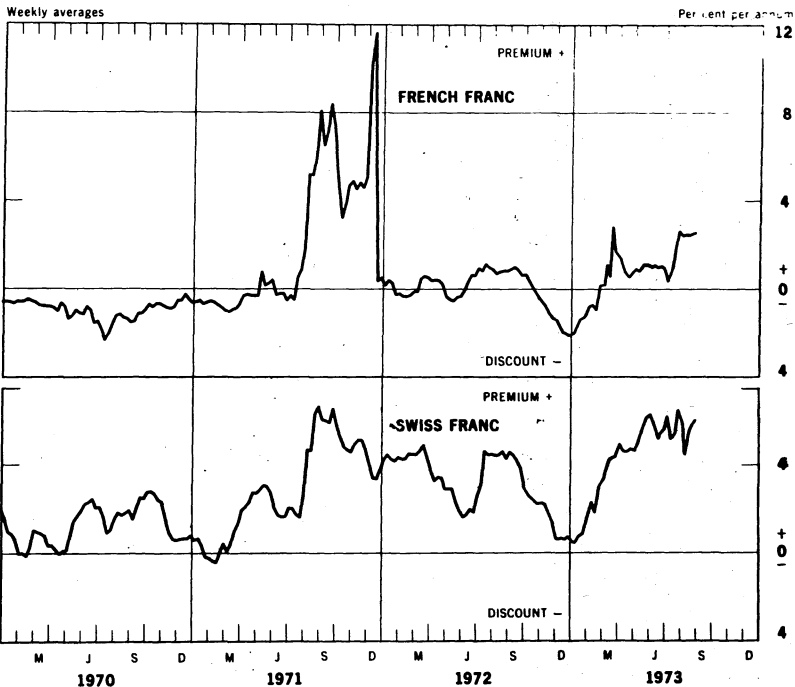


* Canadian Dollar Rate not supported by Bank of Canada

See DESCRIPTION AND SOURCES OF DATA, January 1, 1973, pp. 2-3.

Chart 2B

3-MONTH FORWARD EXCHANGE - MAJOR CURRENCES AGAINST U.S. DOLLAR

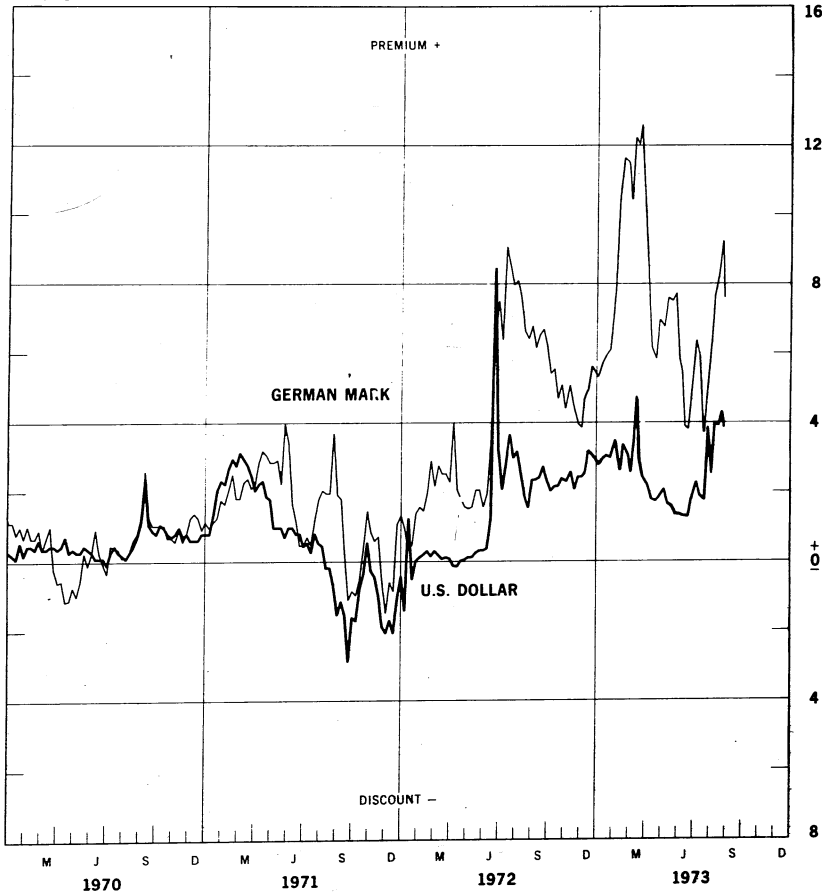


See DESCRIPTION AND SOURCES OF DATA, January 1, 1973, pp. 2-3.

3-MONTH FORWARD EXCHANGE - MAJOR CURRENCIES AGAINST U.K. POUND

Friday figures

Per cent per annum



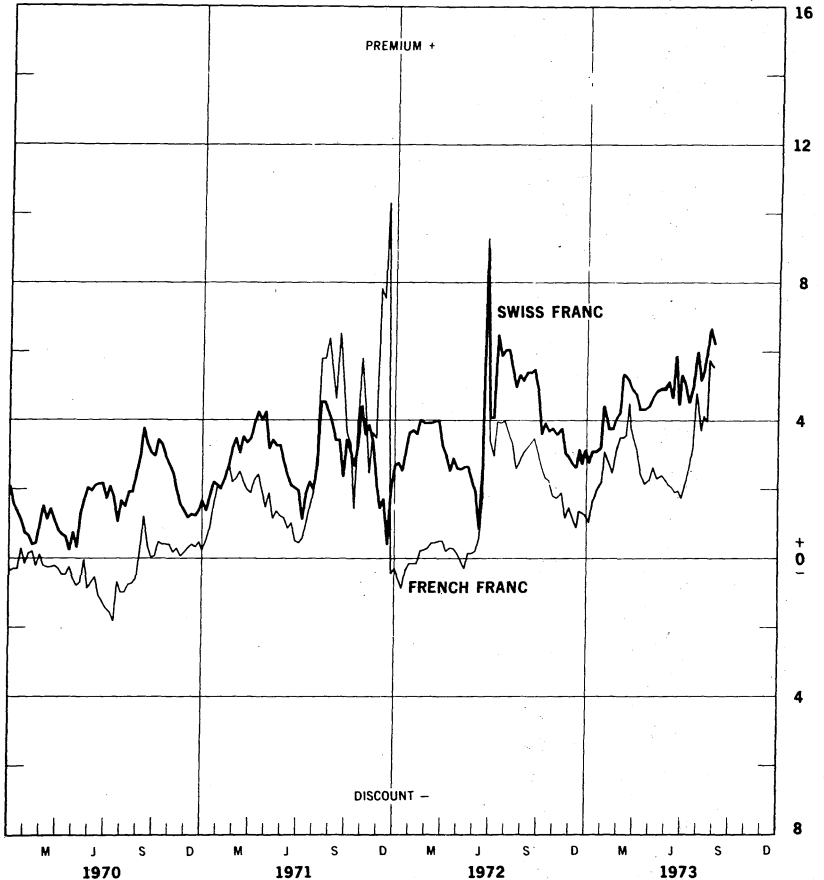
See DESCRIPTION AND SOURCES OF DATA, January 1, 1973, p. 3.

Chart 3B

3-MONTH FORWARD EXCHANGE - MAJOR CURRENCIES AGAINST U.K. POUND

Friday figures

Per cent per annum



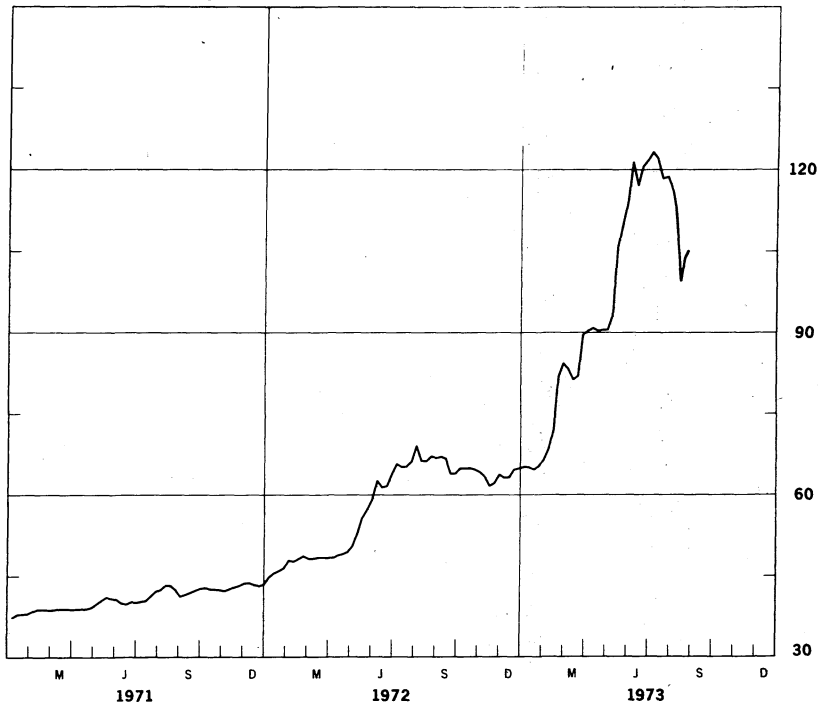
See DESCRIPTION AND SOURCES OF DATA, January 1, 1973, p. 3.

Chart 4

GOLD PRICE IN LONDON, 12.5 Kg BARS

Week's average of afternoon fixings

U.S. dollar equivalent per fine ounce

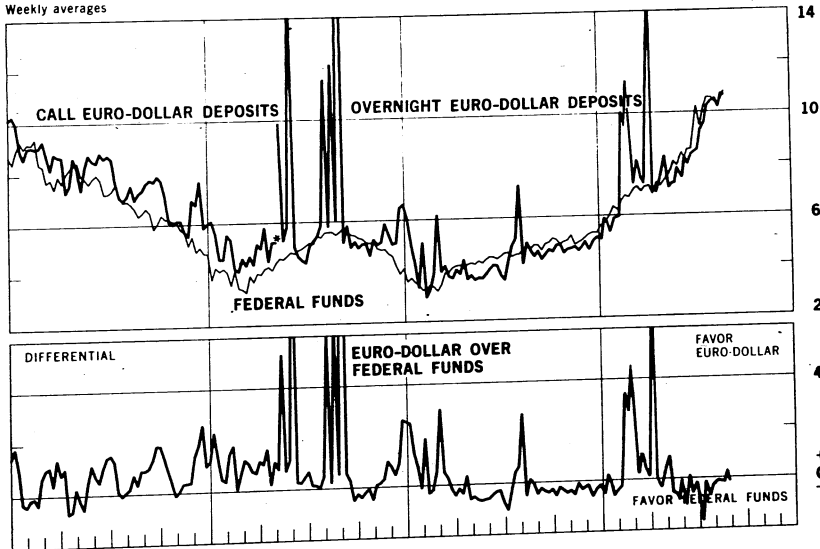


See DESCRIPTION AND SOURCES of DATA, January 1, 1973, p. 4.

CALL MONEY RATES

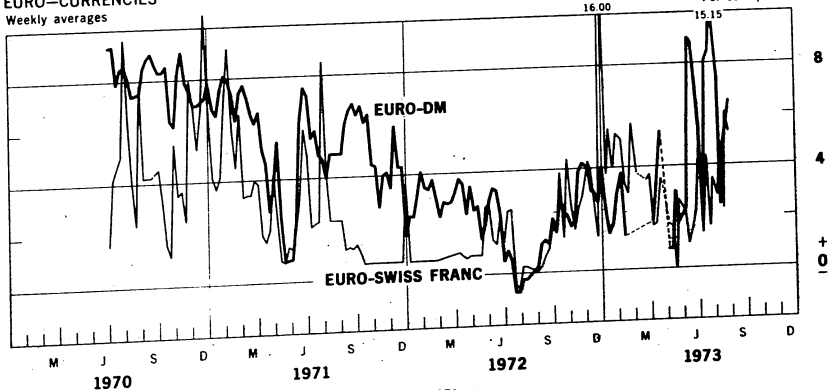
DOLLAR FUNDS
Weekly averages

Per cent per annum



EURO-CURRENCIES
Weekly averages

Per cent per annum



* Changed from CALL to OVERNIGHT Euro-dollar deposits, May 10, 1971.
See DESCRIPTION AND SOURCES OF DATA, January 1, 1973, pp. 4-6.

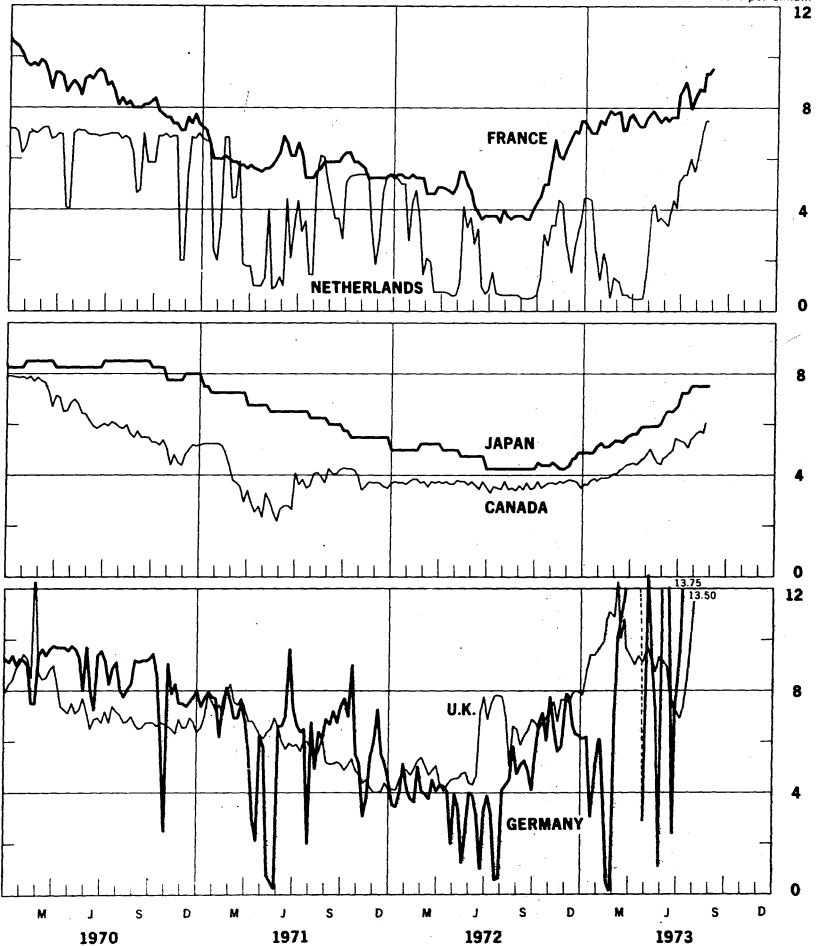
Chart 5B

CALL MONEY RATES

SELECTED FOREIGN AND EEC CURRENCIES

Friday figures

Per cent per annum

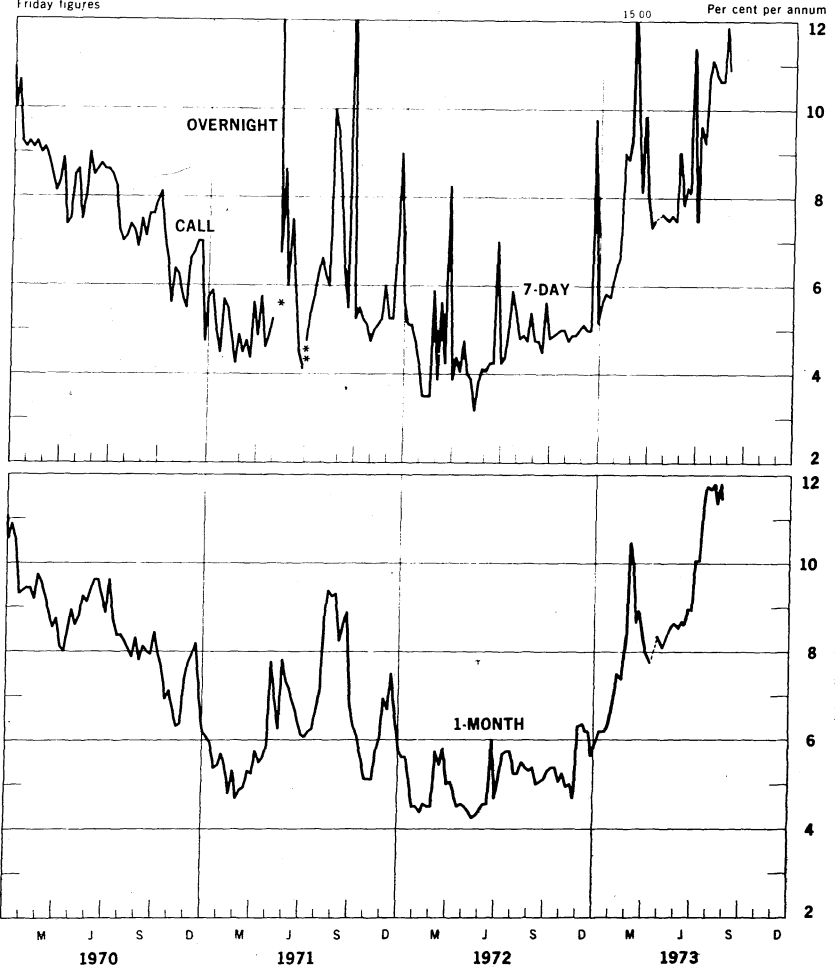


France, Day-to-day Money; Netherlands, Call Money, weekly average; Japan, Unconditional Money;
 Canada, Day-to-day Loans, weekly average; Germany, Call Money; U.K., 2-day Local Authority Deposits.
 See DESCRIPTION AND SOURCES OF DATA, January 1, 1973, pp. 4-6.

Chart 6A

LONDON: EURO-DOLLAR DEPOSIT RATES

Friday figures



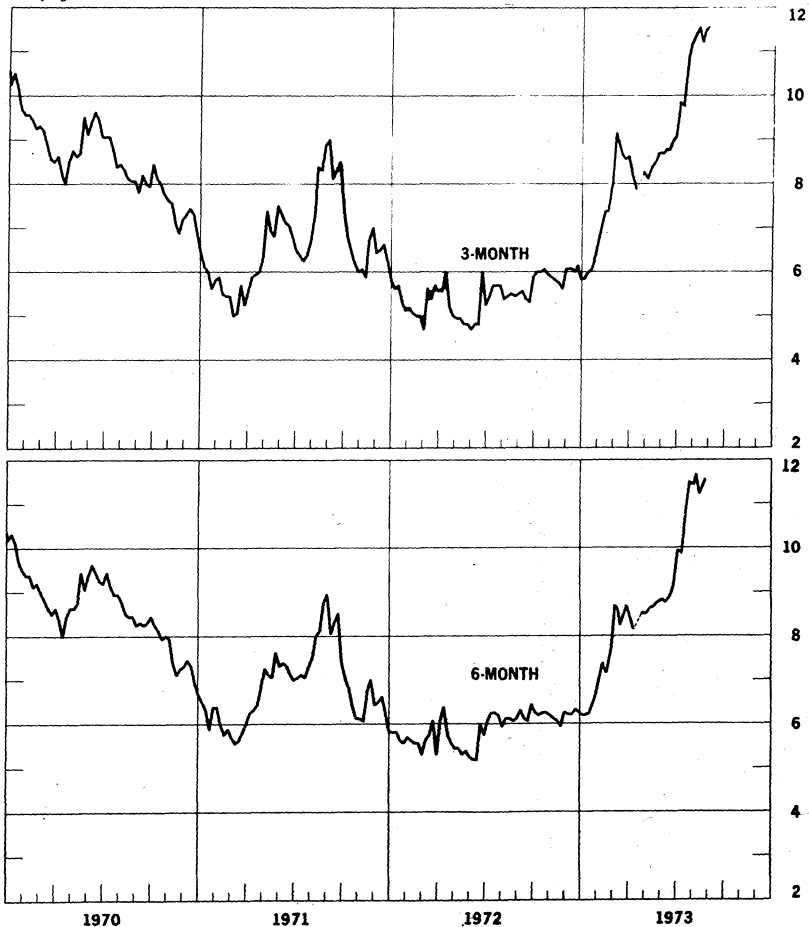
* May 12/71—changed to Overnight Euro-Dollar Deposits
** July 1—changed to 7-Day Euro-Dollar
see UESCRPTION AND SOURCES OF DATA, January 1, 1973, p. 6.

Chart 6B

LONDON: EURO-DOLLAR DEPOSIT RATES

Friday figures

Per cent per annum



See DESCRIPTION AND SOURCES OF DATA, January 1, 1973, p. 6.

15

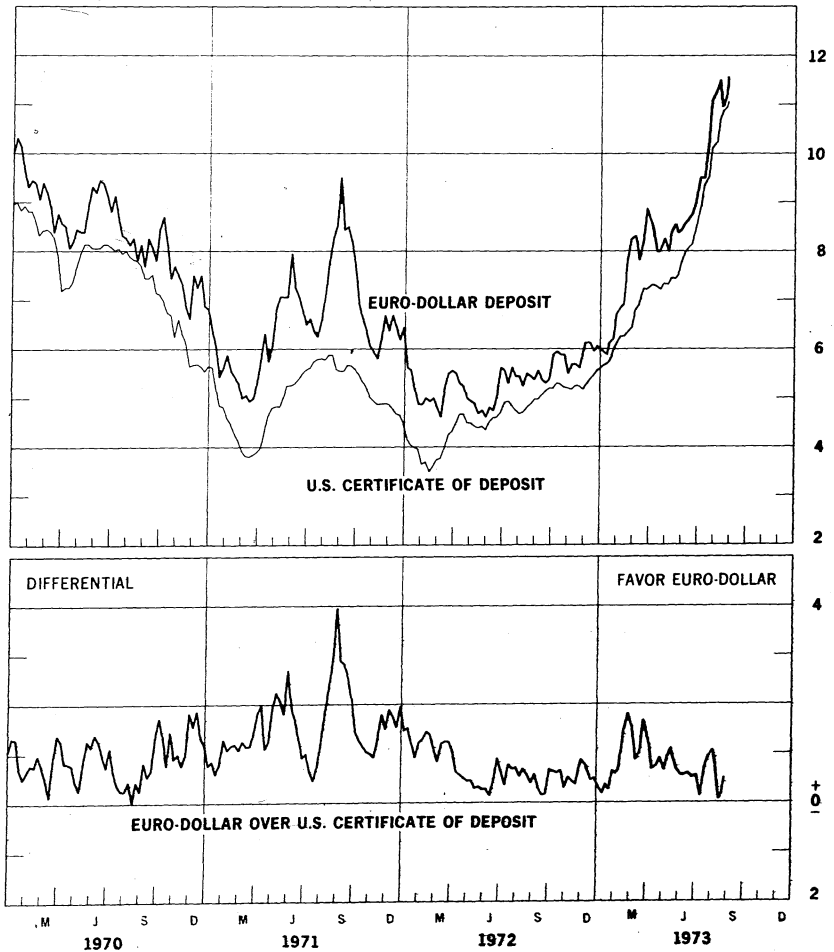
Chart 7A

NEW YORK-LONDON: YIELDS ON U.S. DOLLAR FUNDS

3-MONTH DOLLAR DEPOSIT RATES—SECONDARY MARKET

Wednesday figures

Per cent per annum



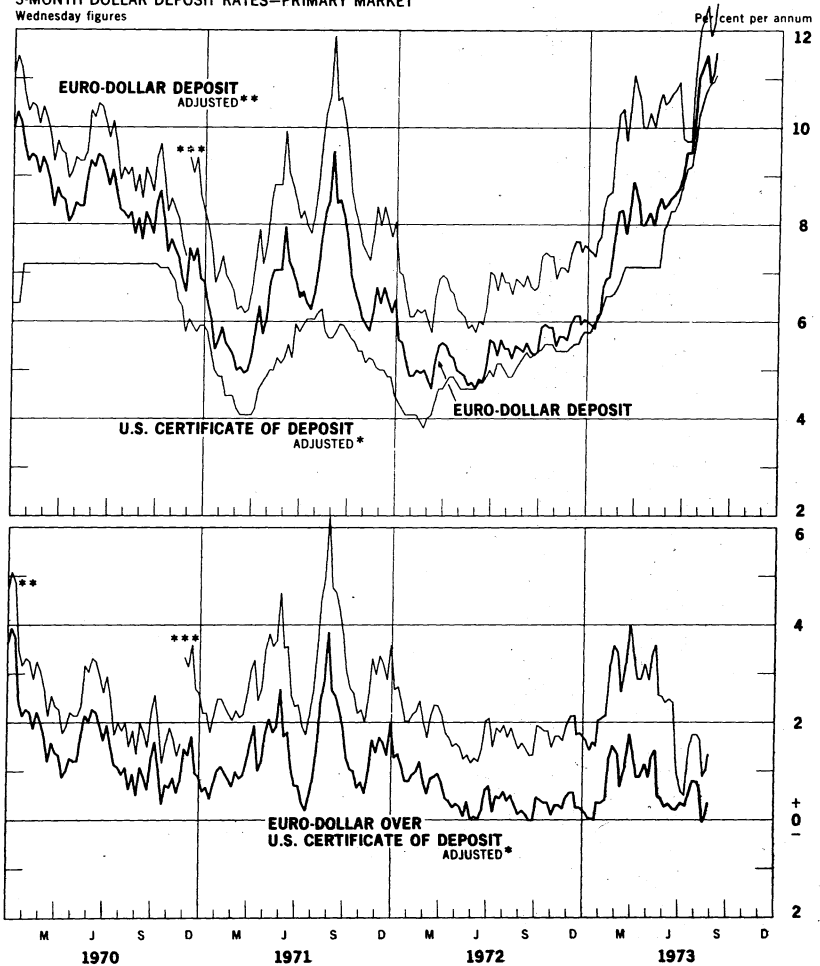
See DESCRIPTION AND SOURCES OF DATA, January 1, 1973, pp. 6-7.

Chart 7B

NEW YORK-LONDON: COST OF U.S. DOLLAR FUNDS

3-MONTH DOLLAR DEPOSIT RATES—PRIMARY MARKET

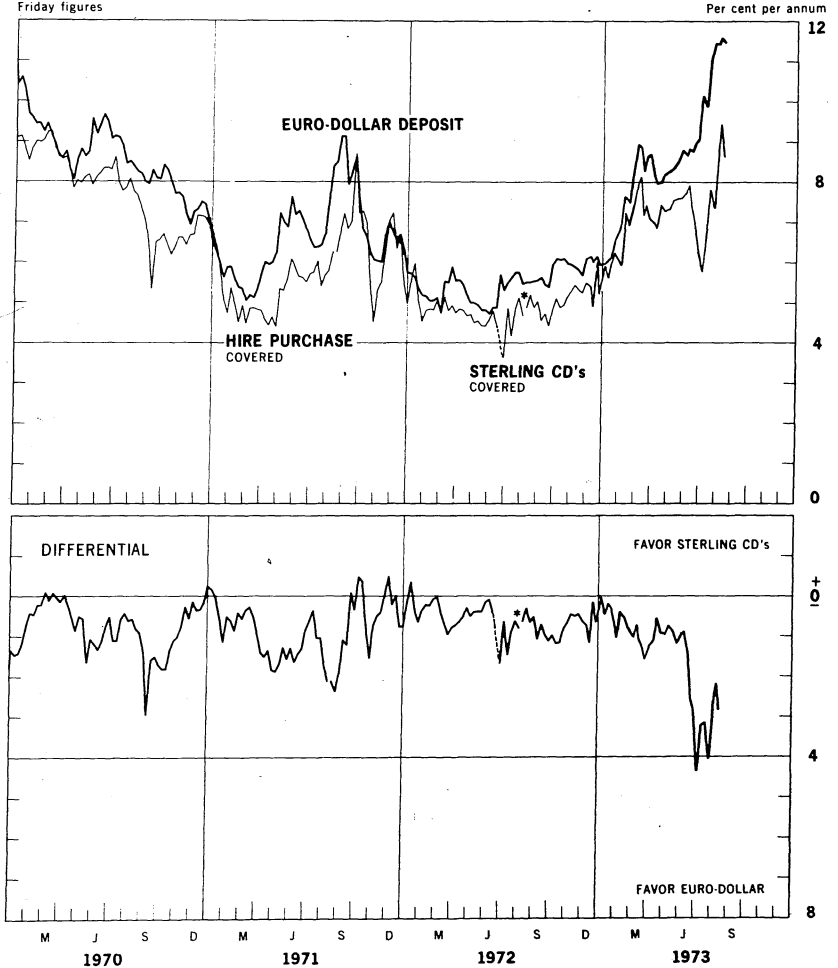
Wednesday figures



* Adjusted for Reserve Requirement
 ** Adjusted for 10% Marginal Reserve Requirement
 *** Adjusted for 20% Marginal Reserve Requirement
 See DESCRIPTION AND SOURCES OF DATA, January 1, 1973, pp. 6-7.

LONDON: COVERED YIELDS ON U.S. DOLLAR FUNDS

HIRE PURCHASE/STERLING CD's vs EURO-DOLLAR RATES
Friday figures



*Hire Purchase suspended August 11, 1972 and Sterling Certificates of Deposit begin August 11, 1972
 See DESCRIPTION AND SOURCES OF DATA, January 1, 1973, pp. 7

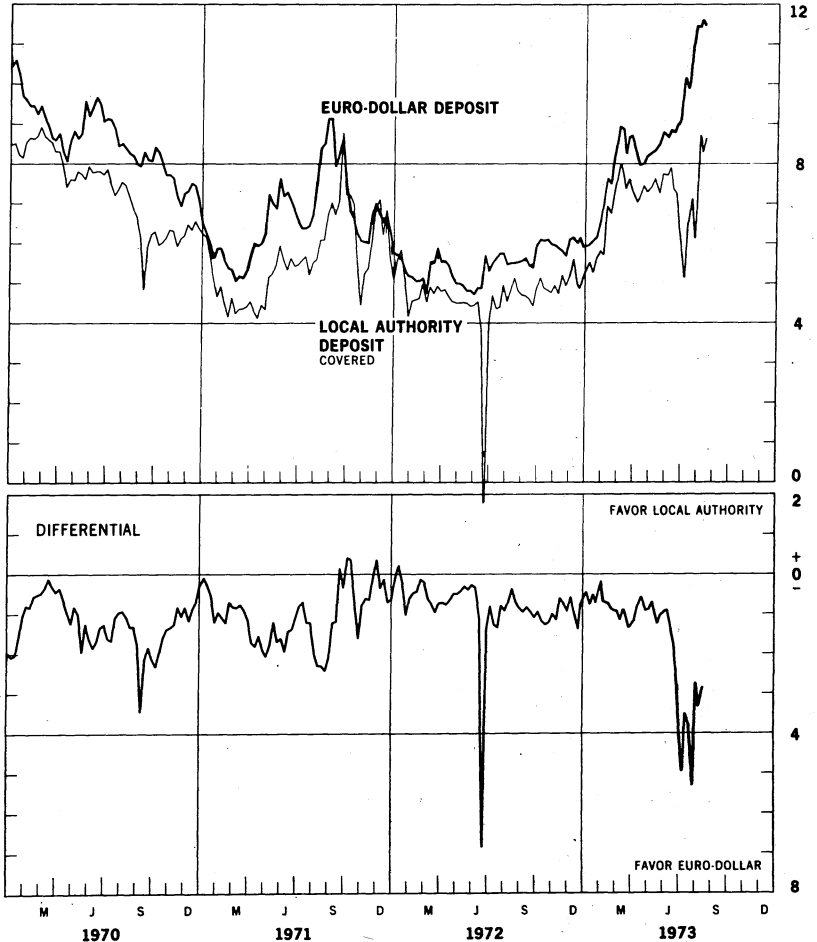
Chart 8B

LONDON: COVERED YIELDS ON U.S. DOLLAR FUNDS

LOCAL AUTHORITY AND EURO-DOLLAR RATES

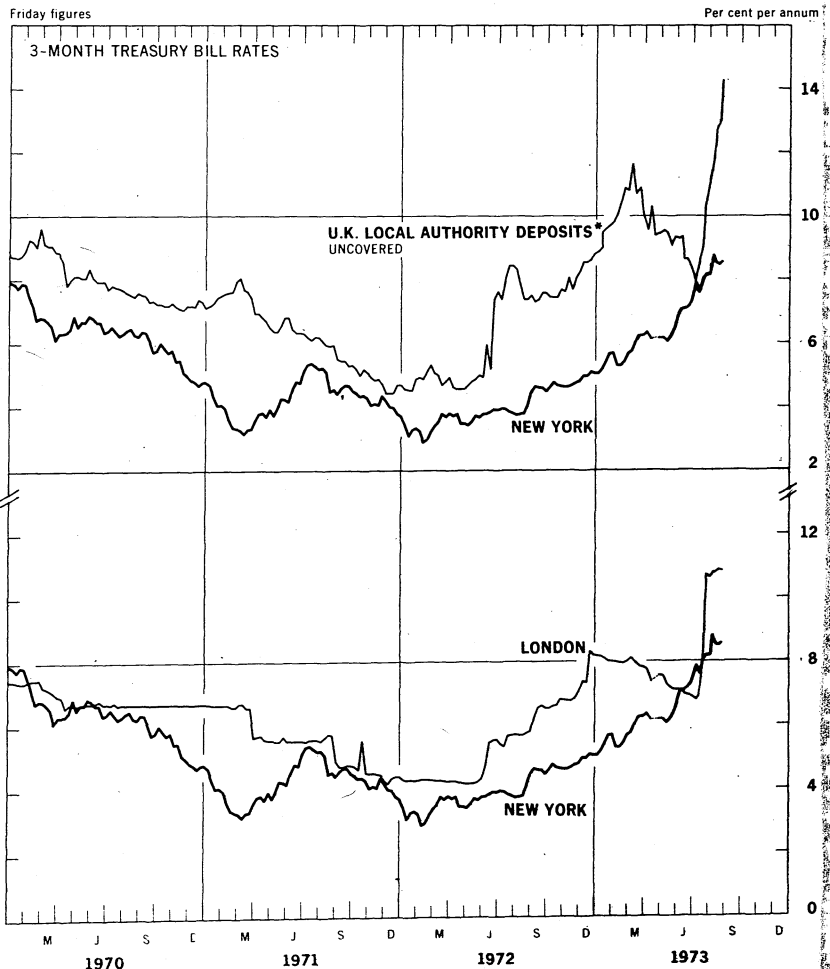
Friday figures

Per cent per annum



See DESCRIPTION AND SOURCES OF DATA, January 1, 1973, pp. 7-8.

INTEREST ARBITRAGE: UNITED KINGDOM AND UNITED STATES



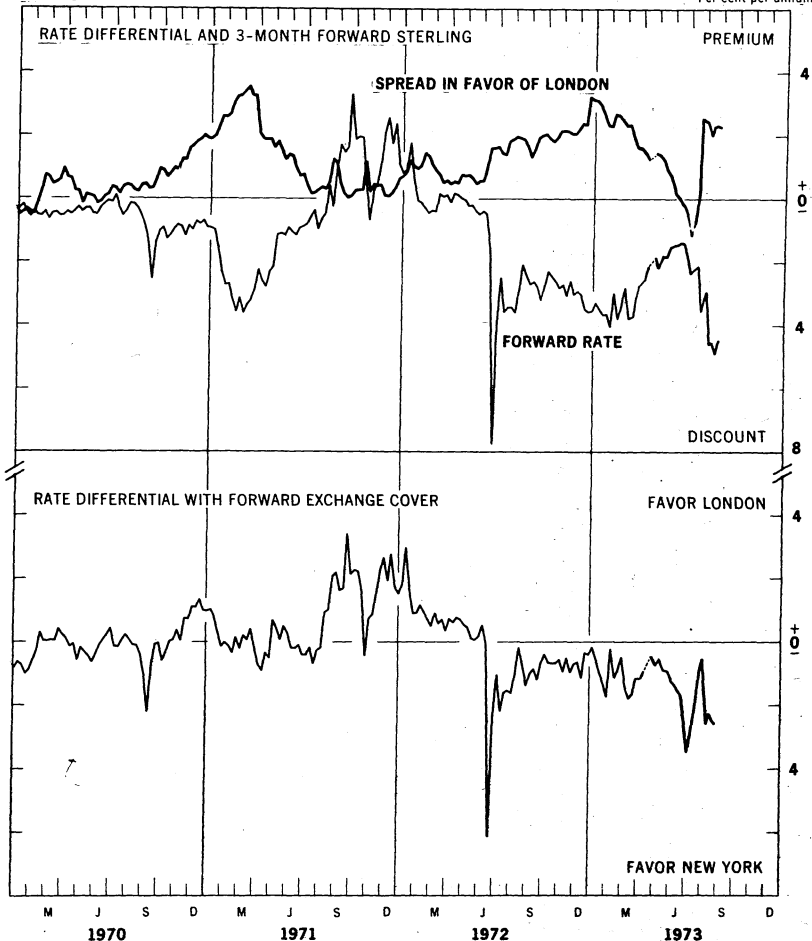
* Plotted for comparison purposes.
See DESCRIPTION AND SOURCES OF DATA, January 1, 1973, pp. 8-9

Chart 9B

INTEREST ARBITRAGE: UNITED KINGDOM AND UNITED STATES

Friday figures

Per cent per annum

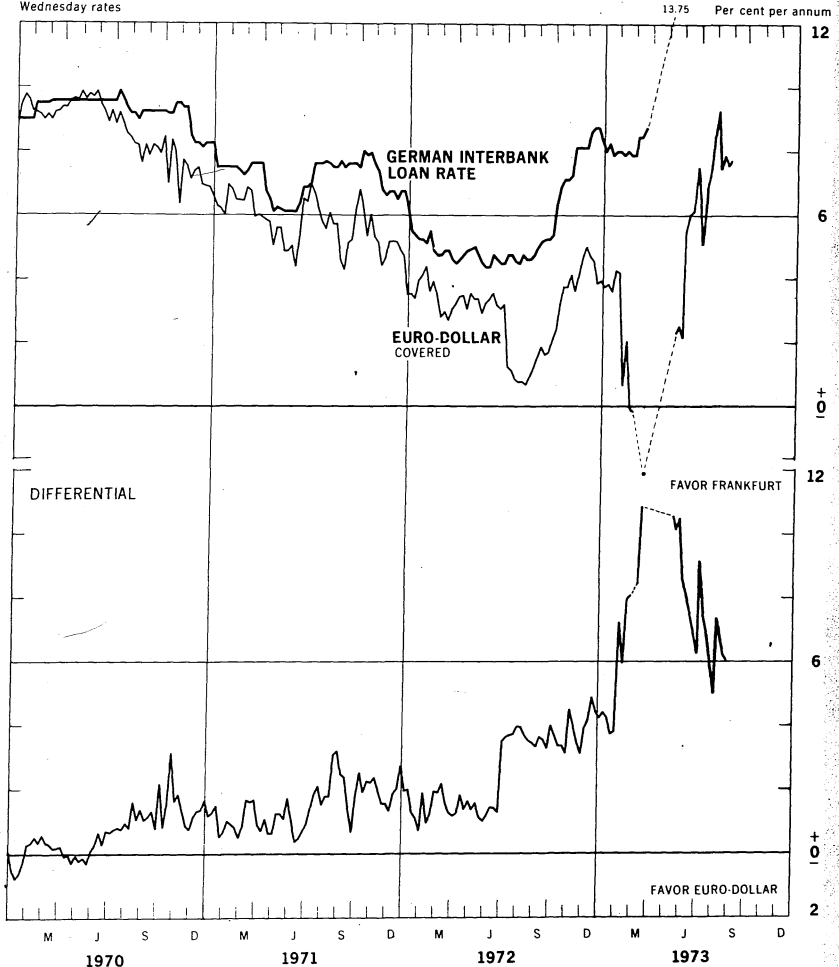


See DESCRIPTION AND SOURCES OF DATA, January 1, 1973, pp.8-9.

21
Chart 10A

3-MONTH FUNDS INTEREST ARBITRAGE: EURO-DOLLAR-GERMAN MARK

FRANKFURT INTERBANK LOAN RATE VS. LONDON EURO-DOLLAR RATE
Wednesday rates



See DESCRIPTION AND SOURCES OF DATA, January 1, 1973, pp. 9-10.

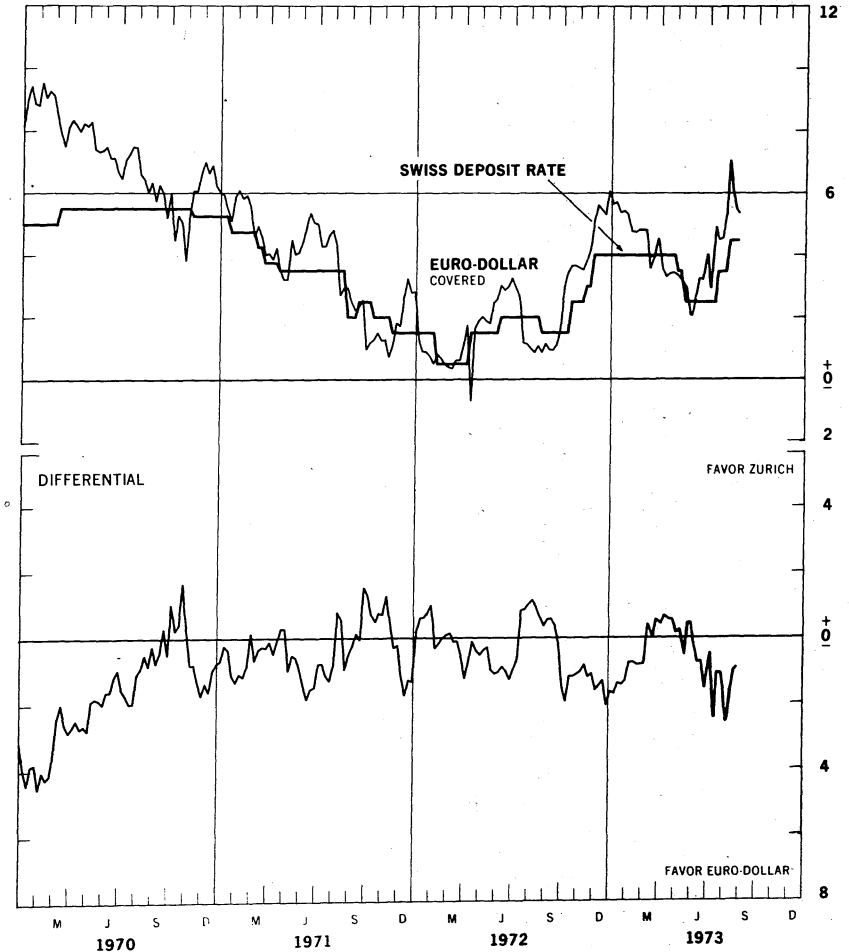
--- No quotation

3-MONTH FUNDS INTEREST ARBITRAGE: EURO-DOLLAR - SWISS FRANC

ZURICH DEPOSIT RATE VS. LONDON EURO-DOLLAR RATE

Wednesday rates

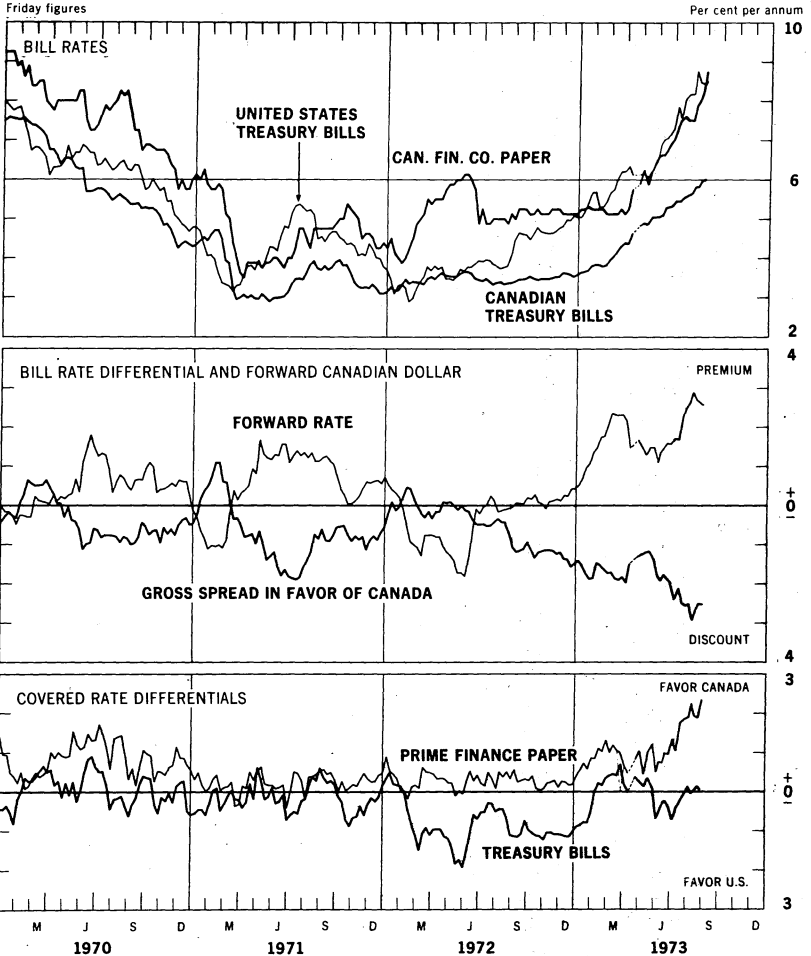
Per cent per annum



See DESCRIPTION AND SOURCES OF DATA, January 1, 1973, pp. 9-10.

Chart 11

3-MONTH INTEREST ARBITRAGE: CANADA - UNITED STATES

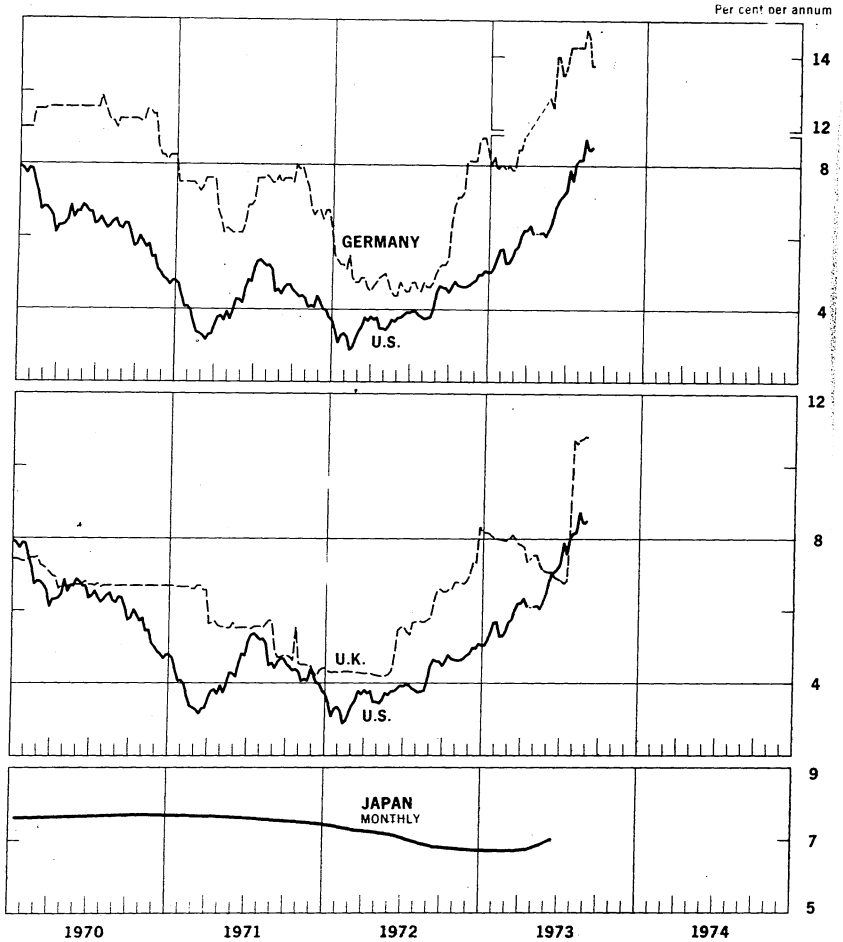


See DESCRIPTION AND SOURCES OF DATA, January 1, 1973, pp. 10-11.

24

Chart 12A

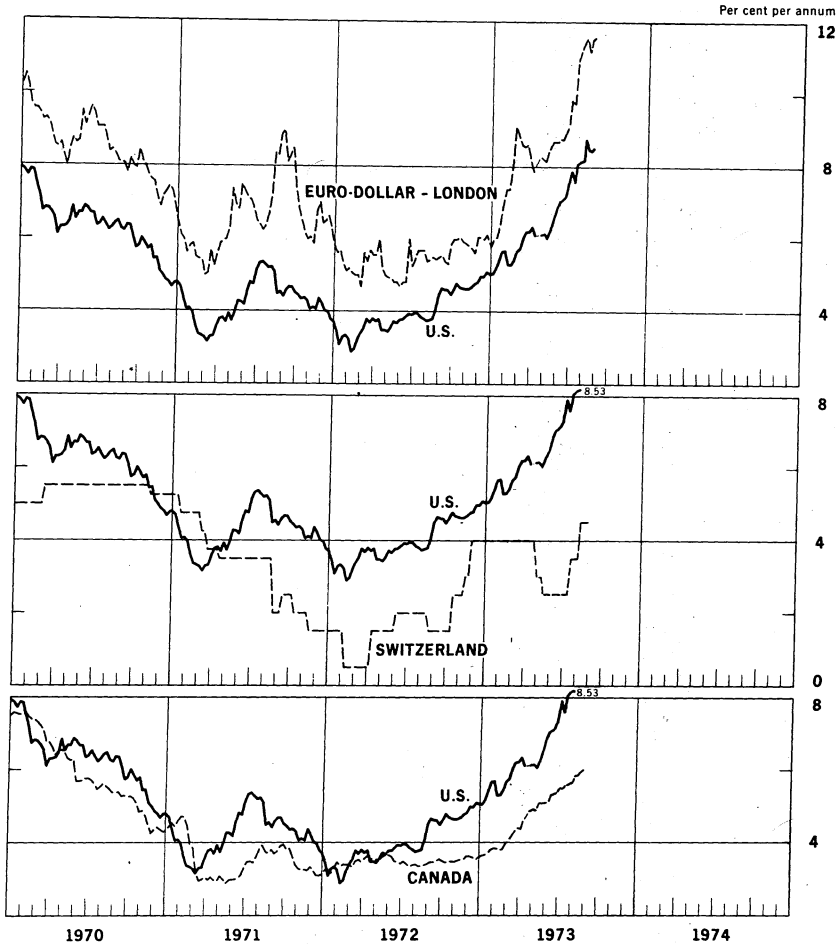
SELECTED SHORT-TERM INTEREST RATES*



* 3-month treasury bill rates for all countries except Japan (Average rate on bank loans and discounts) and Germany (Interbank Loan Rate)
See DESCRIPTION AND SOURCES OF DATA, January 1, 1973, pp. 11-12.

25

SELECTED SHORT-TERM INTEREST RATES



See DESCRIPTION AND SOURCES OF DATA, January 1, 1973, pp. 11-12.

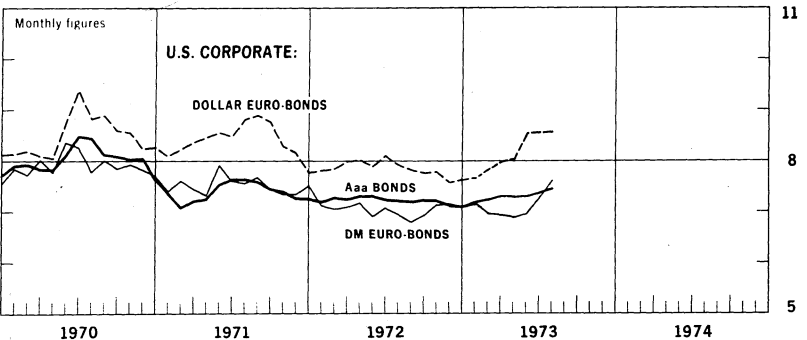
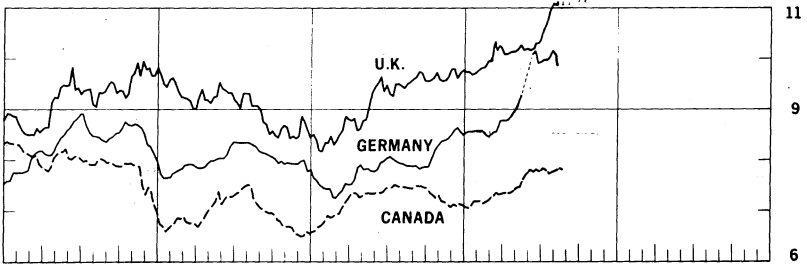
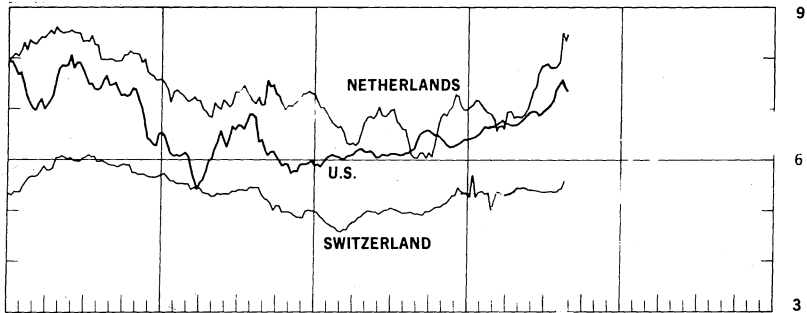
26

Chart 13

LONG-TERM BOND YIELDS

Weekly figures

Per cent per annum



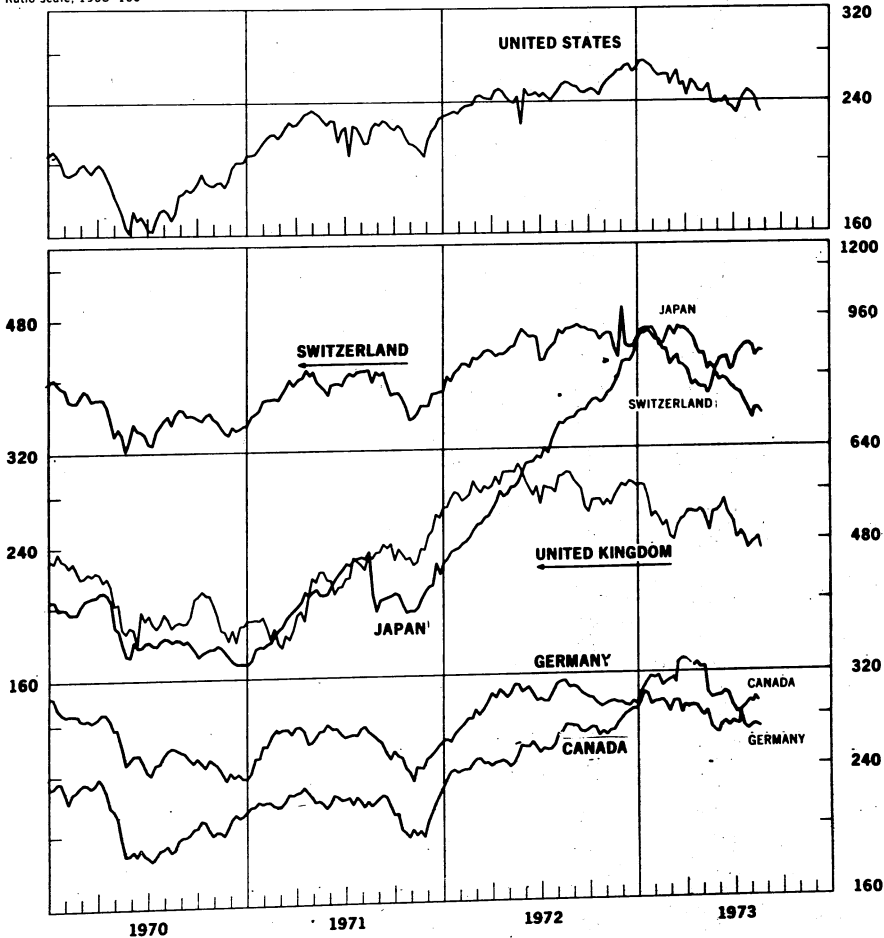
See DESCRIPTION AND SOURCES OF DATA, January 1, 1973, pp. 12-15.

Chart 14

INDUSTRIAL STOCK INDEXES

Ratio scale, 1958=100

Ratio scale, 1958=100



28

September 5, 1973
 H.13
 No. 626

IV. SELECTED CENTRAL BANK DISCOUNT RATES

Country	Current Rate	In Effect Since	Previous Rate	In Effect Since
E.E.C.:				
Belgium	6.5	August 2, 1973	6.0	July 5, 1973
France	9.5	August 2, 1973	8.5	July 5, 1973
Germany	7.0	June 1, 1973	6.0	May 3, 1973
Italy	4.0	Apr. 10, 1972	4.5	Oct. 14, 1972
Netherlands	6.5	August 7, 1973	6.0	July 18, 1973
**United Kingdom	11.50	July 27, 1973	9.00	July 20, 1973
Switzerland	4.5	Jan. 1, 1973	3.75	Sept. 15, 1972
Canada	6.75	August 7, 1973	6.25	June 10, 1973
Japan	7.0	August 29, 1973	6.0	July 2, 1973
United States	7.5	August 14, 1973	7.0	July 1, 1973

**Effective October 13, 1972, the Bank of England replaced its traditional Bank Rate with a fluctuating "minimum lending rate" based on average Treasury bill tender rate.

LATEST FIGURES PLOTTED ON THE CHARTS

Chart	Panel	Series	Date	Rate
1A	Upper	Swiss franc	Aug. 31	26.50
		U.K. pound	"	-5.60
	Lower	French franc	"	18.37
		Japanese yen	"	16.07
1B	Upper	Belgian franc	"	19.01
		Italian lire	"	2.54
	Lower	Canadian dollar	"	7.57
		German mark	"	30.96
		Dutch guilder	"	20.53
2A		German mark	"	3.82
		Swiss franc	"	6.09
		U.K. pound	"	-4.51
2B	Upper	Dutch guilder	"	1.04
		Canadian dollar	"	2.57
		French franc	"	2.51
3A		German mark	"	7.60
		U.S. dollar	"	3.86
3B		Swiss franc	"	6.21
		French franc	"	5.51
4		Gold price, U.S. dollar per ounce	"	105.06
5A	Upper	Overnight Euro-\$ deposits	Aug. 29	10.63
		Federal Funds	"	10.79
	Middle	Differential	"	-0.16
	Lower	Euro-currencies:		
Euro DM		"	6.53	
	Euro Swiss Fr.	"	5.28	
5B	Upper	Japan, Unconditional Money	Aug. 25	7.50
		U.K., 2-day Local Author. Deps.	Aug. 24	13.50
		Canada, Day-to-day Loans	"	6.05
	Lower	France, Day-to-Day Money	Aug. 31	9.56
		Germany, Call Money	"	NA
		Netherlands, Call Money	Aug. 24	7.50

IV - 3

Chart	Panel	Series	Date	Rate
6A		Euro-\$ Overnight Rate	Aug. 31	10.88
		Euro-\$ 1-month Rate	"	11.44
6B		Euro-\$ 3-month Rate	"	11.56
		Euro-\$ 6-month Rate	"	11.56
7A	Upper	Euro-\$ 3-month Deposits	Aug. 29	11.56
		U.S. Certificate of Deposits	"	11.06
	Lower	Differential	"	0.50
7B	Upper	Euro-\$ 3-month Deposits	"	11.56
		Euro-\$ 3-month Deposits (Adj.)	"	12.56
		U.S. Certificate of Deposits (Adj.)	"	11.22
	Lower	Differential: on Adj. Euro-\$ Deposits	"	1.34
		on Unadj. Euro-\$ Deposits	"	0.34
8A	Upper	Euro-\$ 3-month Deposits	Aug. 17	11.47
		Sterling CD's (covered)	"	8.64
	Lower	Differential	"	-2.83
8B	Upper	Euro-\$ 3-month Deposits	"	11.47
		Local Authority Deposits (covered)	"	8.64
	Lower	Differential	"	-2.83
9A		U.S. Treasury Bill rate	Aug. 31	8.53
		U.K. Treasury Bill rate	"	10.52
		Local Authority Deposit (uncovered)	Aug. 24	14.25
9B	Upper	Spread (+ favor London)	Aug. 31	2.29
		3-month Forward Pound	"	-4.45
	Lower	Net Incentive (+ favor London)	"	-2.16

IV - 4

Chart	Panel	Series	Date	Rate
10A	Upper	Euro-\$ Deposits (covered)	Aug. 29	7.72
		German Interbank Loan rate	"	13.75
	Lower	Differential	"	6.03
10B	Upper	Euro-\$ Deposits (covered)	"	5.38
		Swiss Deposit rate	"	4.50
	Lower	Differential	"	-0.88
11	Upper	Canadian Finance Paper	Aug. 31	8.75
		U.S. Treasury Bill rate	"	8.53
		Canadian Treasury Bill rate	"	6.00
		U.S. Prime Finance paper (not plotted)	"	9.00
	Second	Bill rate differential	"	-2.53
		Forward Canadian dollar	"	2.58
	Third	Net incentive on bills	"	0.05
	Bottom	Net incentive on Finance Paper	"	2.33
12A	Upper	U.K. Treasury Bill rate	"	10.82
		U.S. Treasury Bill rate	"	8.53
		German Interbank Loan rate	"	13.75
	Lower	Japanese Average rate	June	7.023
		Canadian Treasury Bill rate	Aug. 31	6.00
		U.S. Treasury Bill rate	"	8.53
12B		Euro-\$ Deposits	"	11.56
		Swiss 3-month Deposit rate	"	4.50
		U.S. Treasury Bill rate	"	8.53

32

H.13
September 5, 1973
Release No. 626

IV - 5

Chart	Panel	Series	Date	Rate
13	Upper	Netherlands	Aug. 24	8.46
		Canada	"	7.79
		*United States	"	7.33
		Switzerland	Aug. 17	5.55
	Middle	Germany	Aug. 15	9.82
		United Kingdom	Aug. 24	11.33
	Lower	U.S. Corp. Dollar Euro-bonds	July	8.58
		U.S. Corp. DM Euro-bonds	"	7.60
U.S. Corp. Aaa bonds		"	7.45	
14	Upper	Switzerland	Aug. 24	353.9
		Germany	Aug. 23	269.6
		United States	Aug. 24	231.37
	Middle	United Kingdom	"	232.53
		Canada	Aug. 16	291.51
	Lower	** Japan	Aug. 25	860.04
		United States	Aug. 24	231.37

* New--Average yield on selected 10 year constant maturity bonds due or callable in 10 years.

** Beginning week ended September 5, 1970, the Japanese index plotted is that of all industrial and other stocks on the First Section of the Tokyo Stock Exchange.