

April 11, 1973 No. 605  
M-23 Division of International Finance, Statistical & Data Management Unit

*M. Black f-s 1.1*  
*Bd gba... 4/13*

LIBRARY  
APR 17 1973  
FEDERAL RESERVE BANK

# SELECTED INTEREST & EXCHANGE RATES FOR MAJOR COUNTRIES & THE U.S.

WEEKLY SERIES OF CHARTS

---

BOARD OF GOVERNORS OF THE FEDERAL RESERVE SYSTEM

---

## TABLE OF CONTENTS

### PART I. EXCHANGE RATES AND GOLD PRICES

- Chart 1A and B - Spot Exchange Rates, Major Currencies against U.S. Dollar
- Chart 2A and B - 3-Month Forward Exchange Rates, Major Currencies against U.S. Dollar
- Chart 3A and B - 3-Month Forward Exchange Rates, Major Currencies against U.K. Pound
- Chart 4 - Gold Price in London

### PART II. SHORT-TERM INTEREST RATES

- Chart 5 - Call Money Rates
- Chart 6A and B - London: Euro- $\$$  Deposit Rates
- Chart 7A and B - New York - London: Yields on U.S. Dollar Funds
- Chart 8A and B - London: Covered Yields on U.S. Dollar Funds
- Chart 9A and B - Interest Arbitrage: United States-United Kingdom
- Chart 10A and B - Interest Arbitrage: U.S.-Germany and U.S.-Switzerland
- Chart 11 - Interest Arbitrage: United States-Canada
- Chart 12A and B - Selected Short-term Interest Rates

### PART III. LONG-TERM INTEREST RATES AND STOCK INDICES

- Chart 13 - Long-Term Bond Yields
- Chart 14 - Industrial Stock Indices

### PART IV. SELECTED CENTRAL BANK DISCOUNT RATES AND LATEST FIGURES PLOTTED ON THE CHARTS

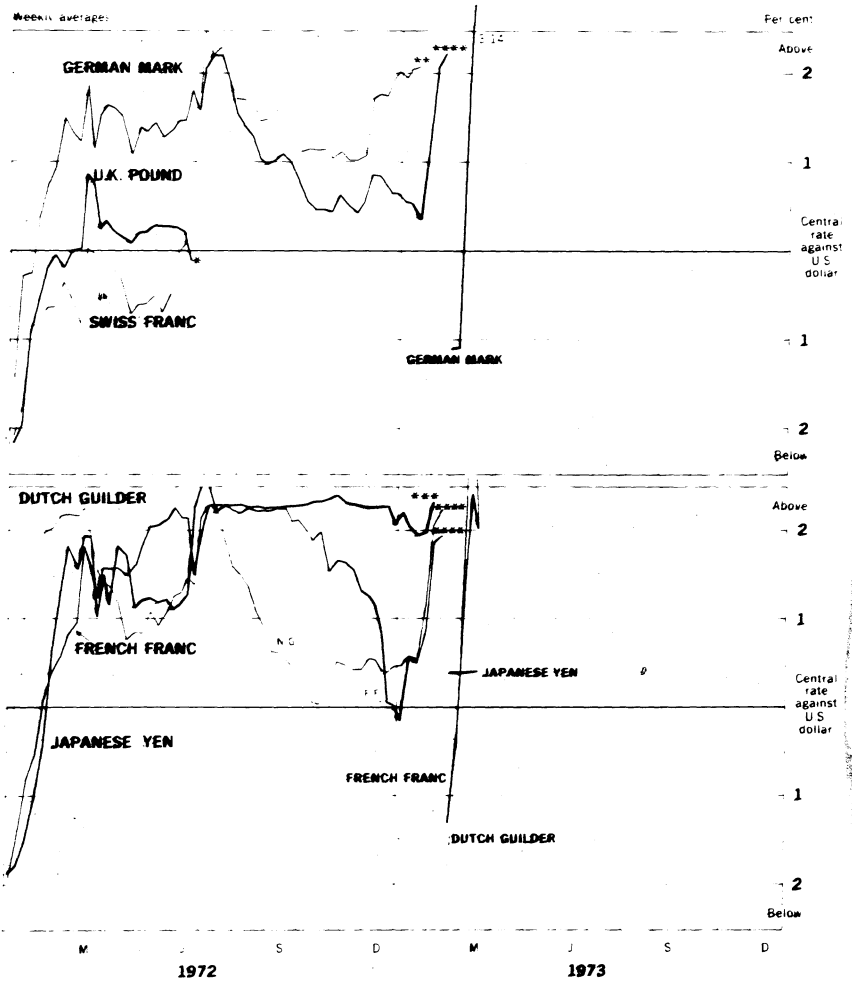
**NOTE:** This series is a continuation of the CAPITAL MARKETS DEVELOPMENTS ABROAD, which was published under that title through December 31, 1968. The changes in the format and order of the charts are explained in the Supplement to the series, which accompanied issue dated January 1, 1969. All series and their sources are fully described in a Supplement dated January 1, 1972.

---

Chart 1A

### SPOT EXCHANGE RATES - MAJOR CURRENCIES AGAINST U.S. DOLLAR

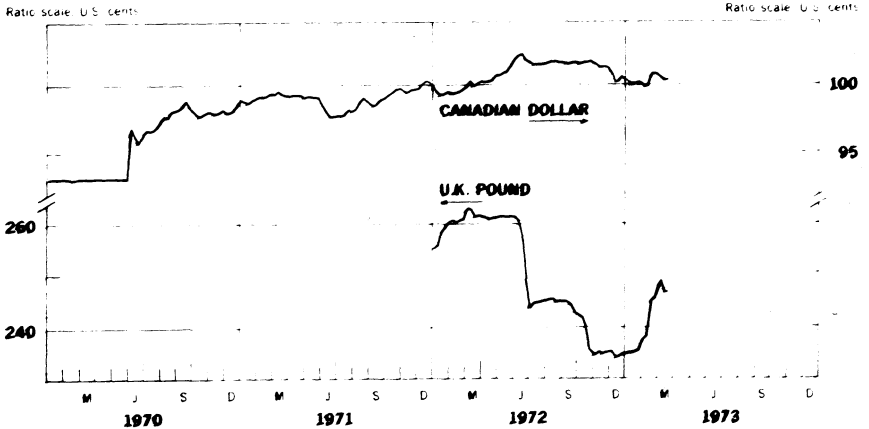
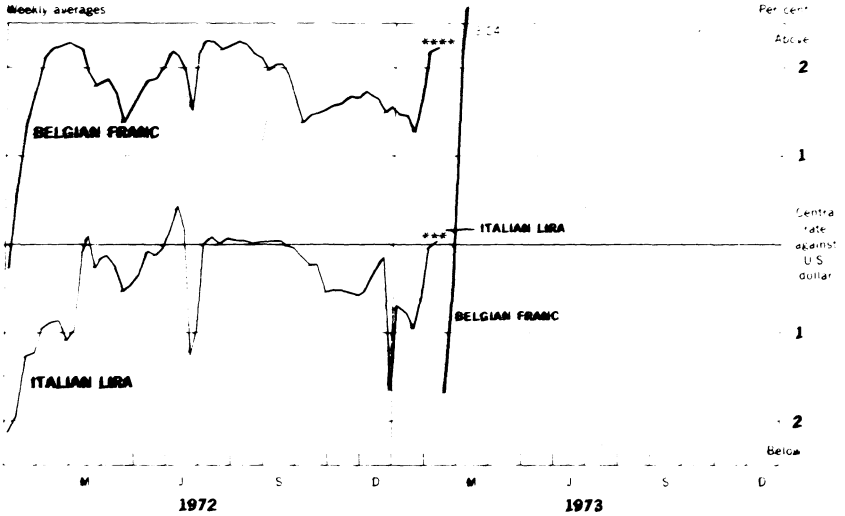
● Week averages



- \* Pound floated June 23, 1972
- \*\* Swiss Franc floated January 23, 1973. See separate chart
- \*\*\* Japanese Yen floated February 13, 1973
- \*\*\*\* Based on new Central Rate

Chart 1B

### SPOT EXCHANGE RATE - MAJOR CURRENCIES AGAINST U.S. DOLLAR



\*\*\* Italian Lira floated February 13, 1973

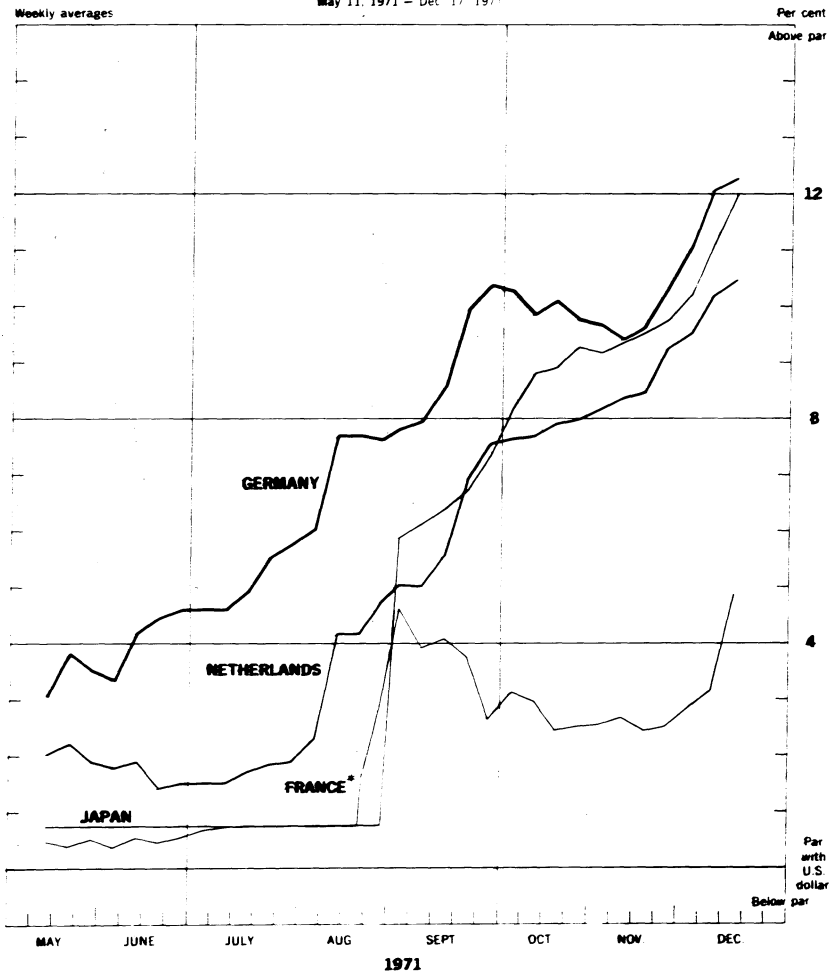
\*\*\*\* Based on new Central Rate

Chart 1C

### SPOT EXCHANGE RATES - MAJOR CURRENCIES AGAINST U.S. DOLLAR

May 11, 1971 - Dec 17, 1971

Weekly averages



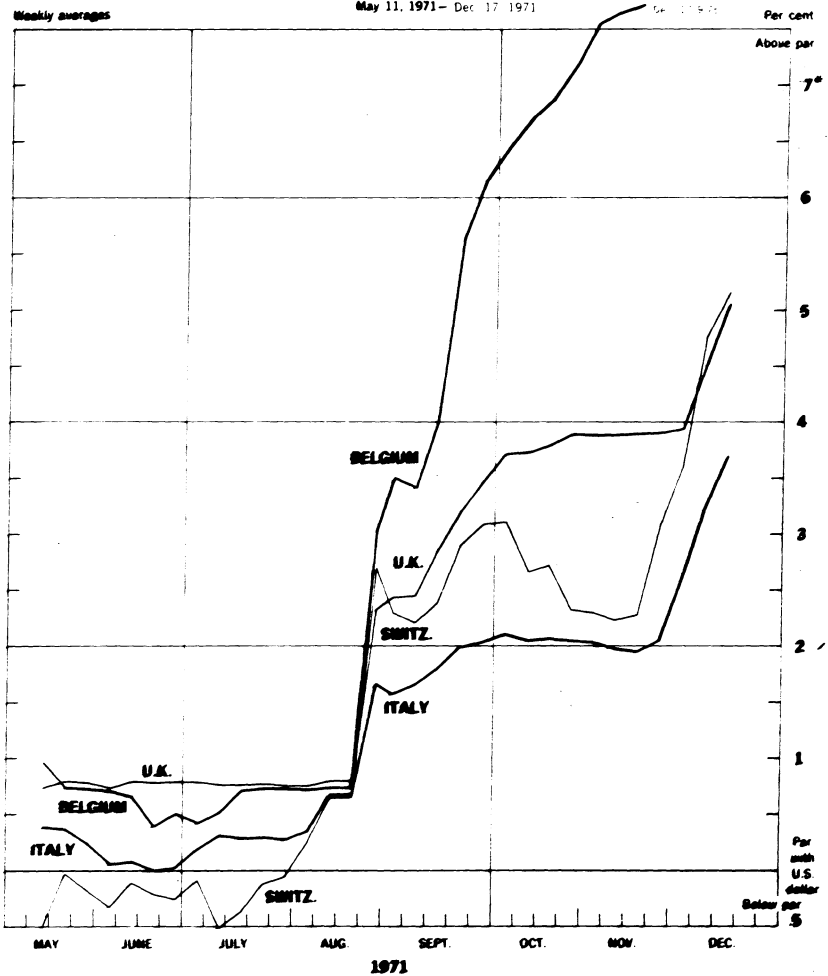
\* Financial franc

Chart 1D

### SPOT EXCHANGE RATES - MAJOR CURRENCIES AGAINST U.S. DOLLAR

Weekly averages

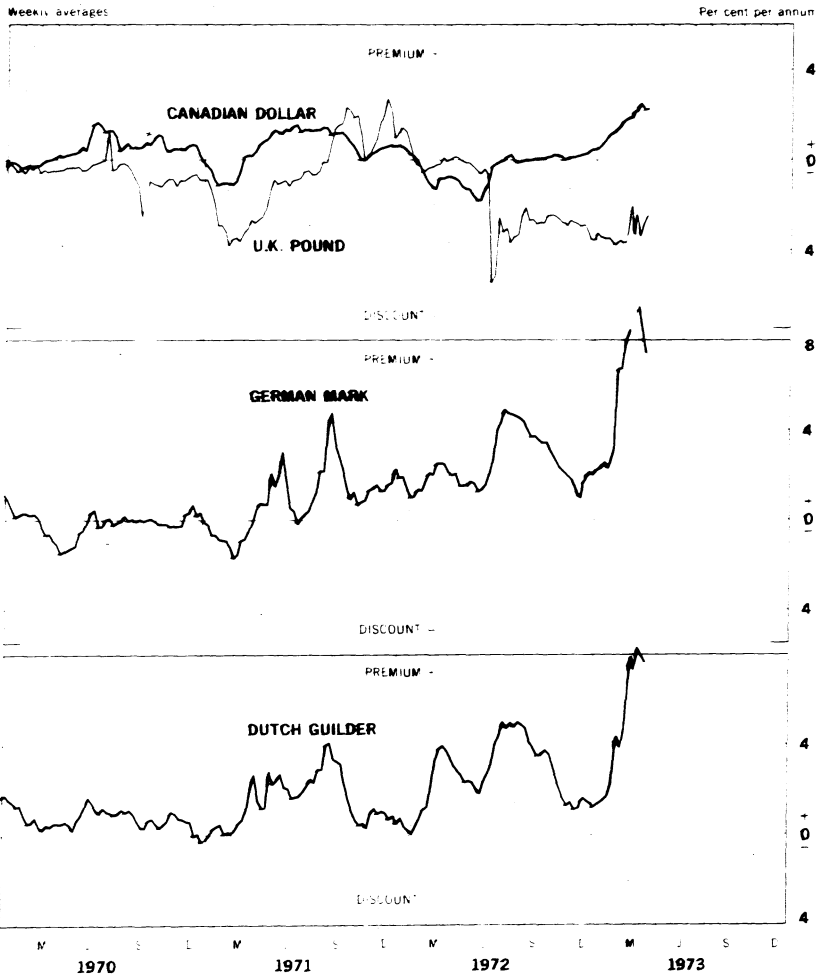
May 11, 1971 - Dec 17, 1971



\* For clarity the vertical scale is double that used in 1C

Chart 2A

### 3-MONTH FORWARD EXCHANGE - MAJOR CURRENCES AGAINST U.S. DOLLAR



\* Canadian Dollar rate not supported by Bank of Canada.  
See DESCRIPTION AND SOURCES OF DATA, January 1, 1973, pp. 2-5.



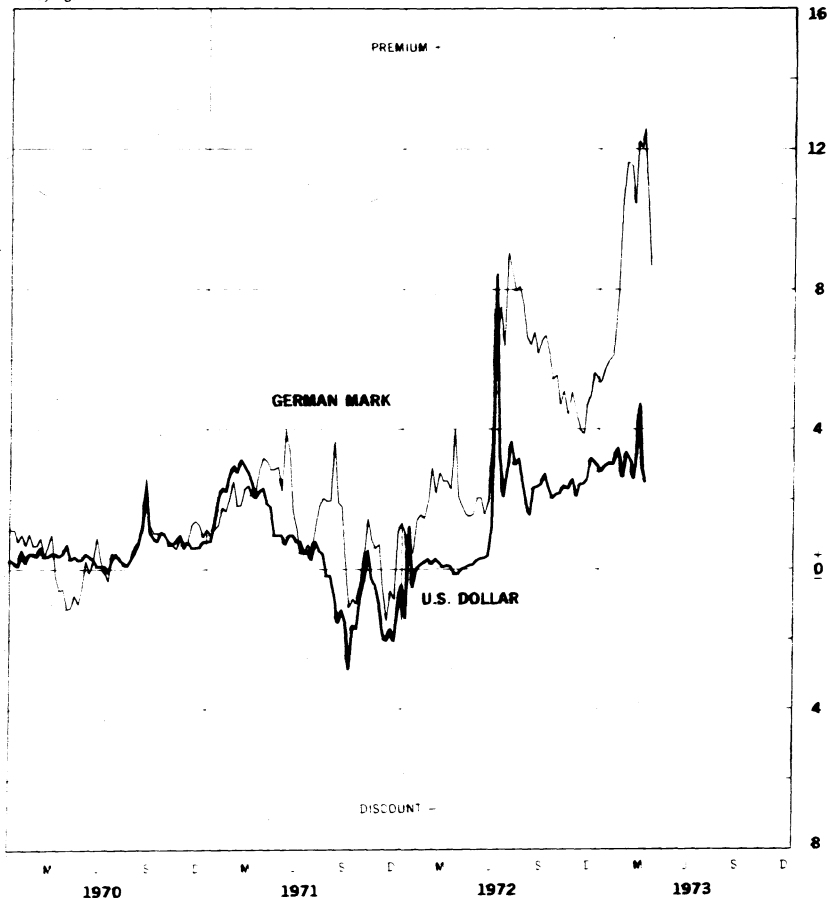


Chart 3A

### 3-MONTH FORWARD EXCHANGE - MAJOR CURRENCIES AGAINST U.K. POUND

Friday figures

Per cent per annum

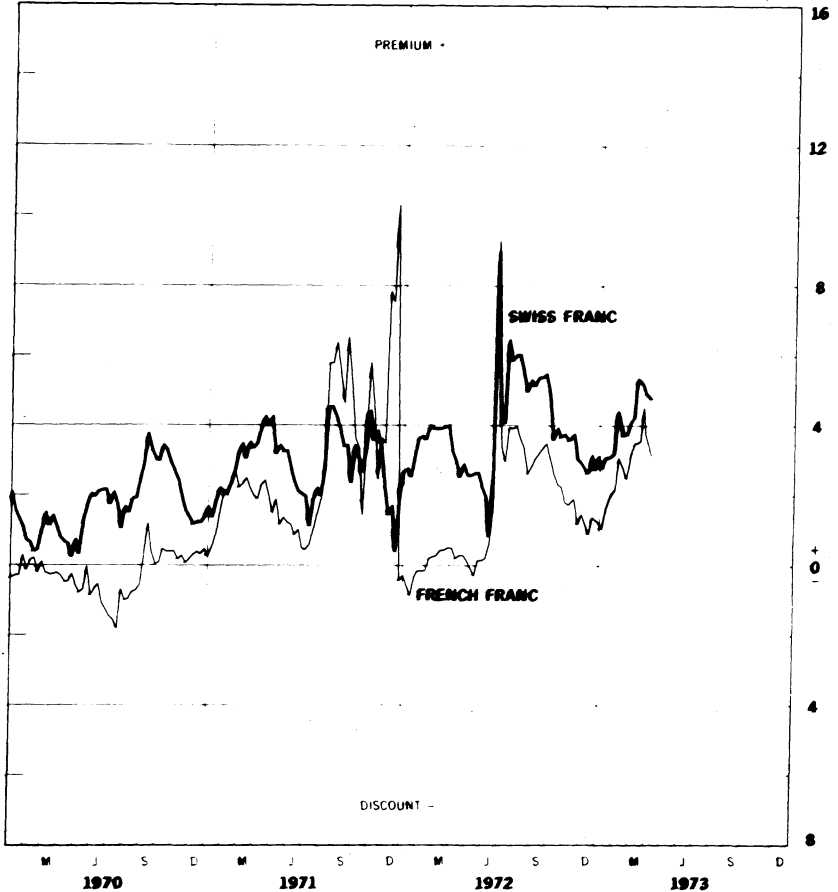


See DESCRIPTION AND SOURCES OF DATA January 1, 1973 : 3

### 3-MONTH FORWARD EXCHANGE - MAJOR CURRENCIES AGAINST U.K. POUND

Friday figures

Per cent per annum



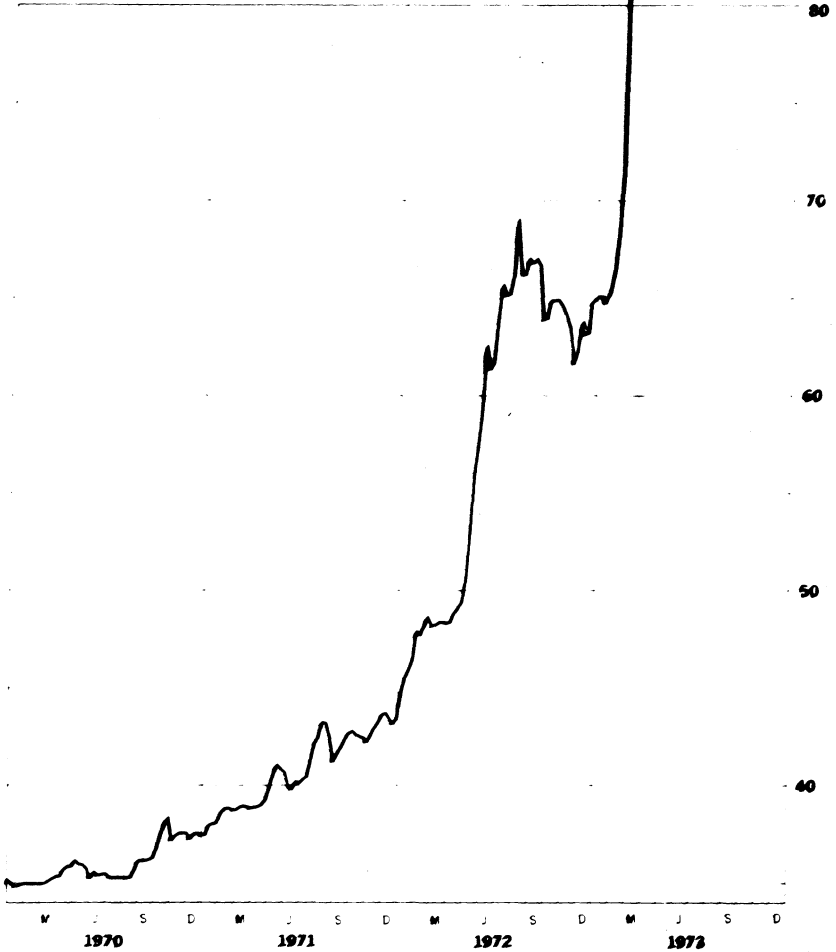
See DESCRIPTION AND SOURCES OF DATA, January 1, 1973, p 3

Chart 4

# GOLD PRICE IN LONDON, 12.5 Kg PARS

Week's average of afternoon fixings

U.S. dollar equivalent per fine ounce



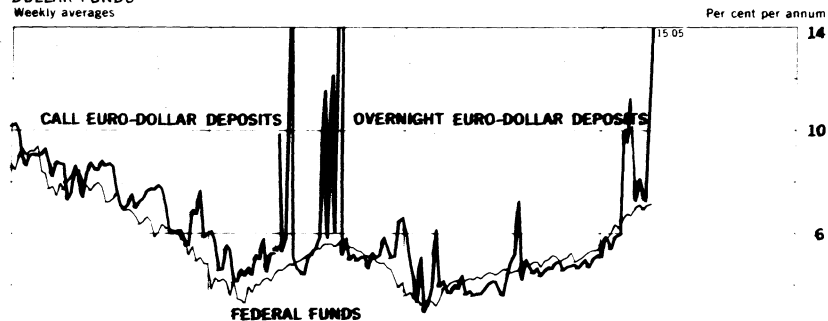
See DESCRIPTION AND SOURCES OF DATA January 1, 1973 p. 4

Chart 5A

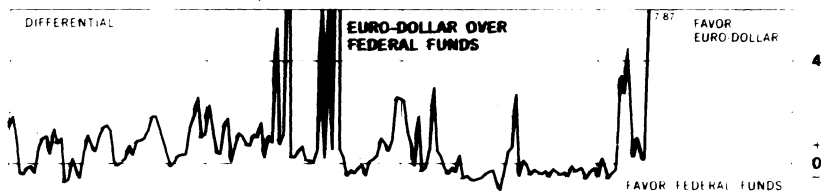
### CALL MONEY RATES

#### DOLLAR FUNDS

Weekly averages

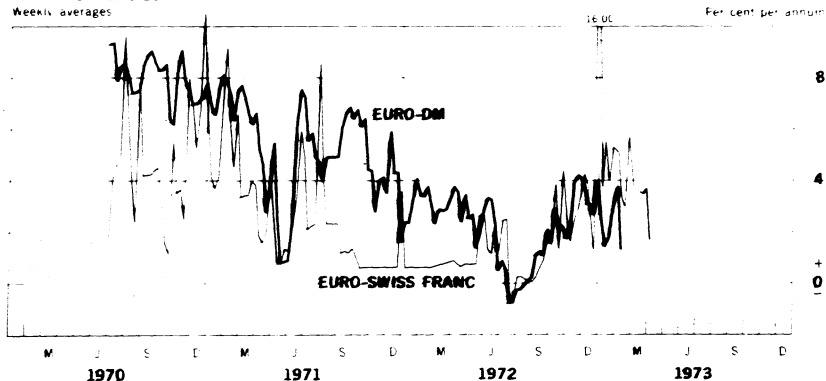


DIFFERENTIAL



#### EURO-CURRENCIES

Weekly averages



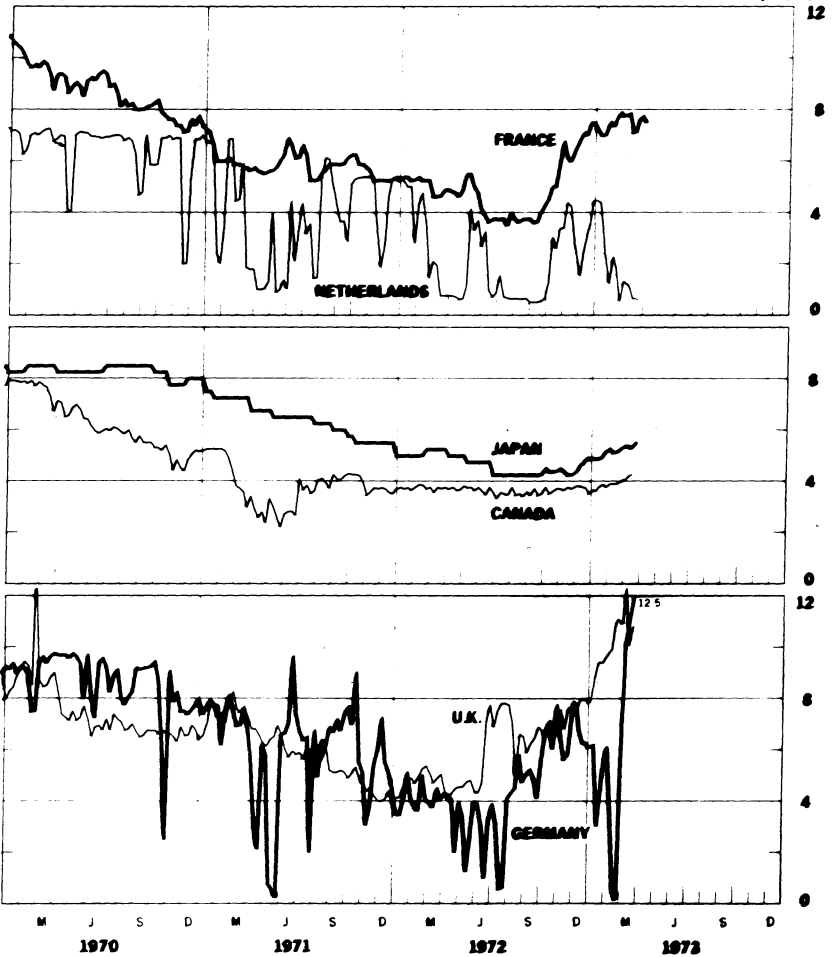
\* Changed from CALL to OVERNIGHT Euro dollar deposits: May 10, 1971  
See DESCRIPTION AND SOURCES OF DATA, January 1, 1973, pp. 4-6

**CALL MONEY RATES**

**SELECTED FOREIGN AND EEC CURRENCIES**

Friday figures

Per cent per annum

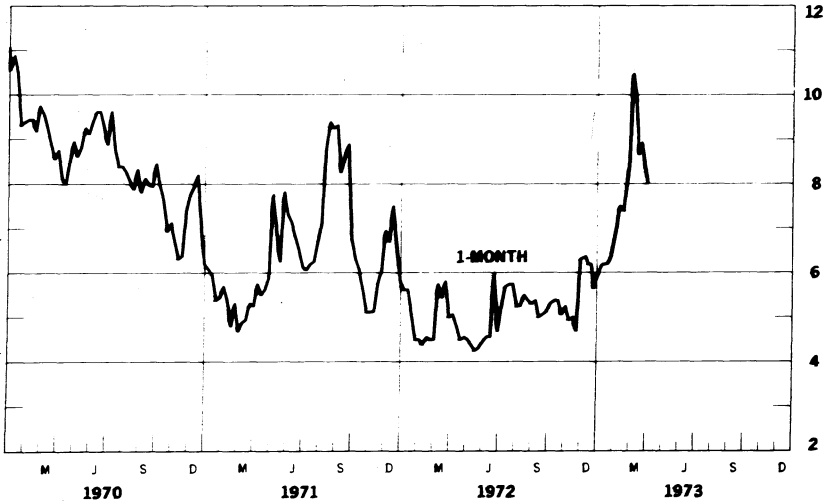
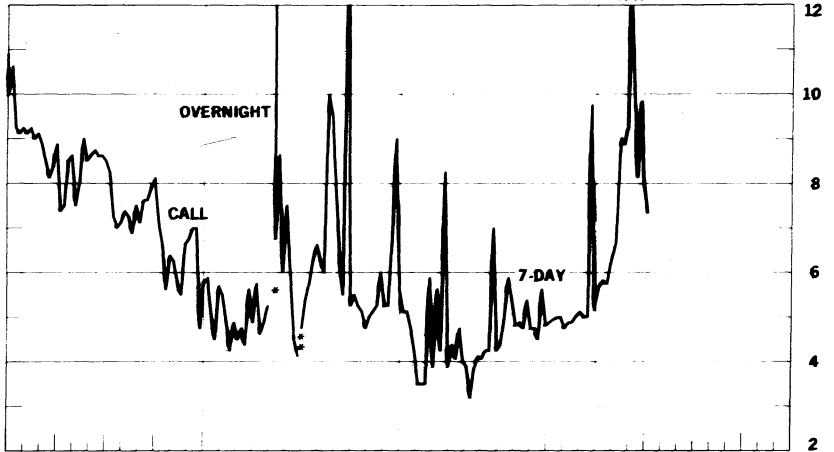


France, Day-to-day Money, Netherlands, Call Money, weekly average; Japan, Unconditional Money;  
 Canada, Day-to-day Loans, weekly average; Germany, Call Money, U.K., 2-day Local Authority Deposits.  
 See DESCRIPTION AND SOURCES OF DATA, January 1, 1973, pp. 4-6

### LONDON: EURO-DOLLAR DEPOSIT RATES

Friday figures

Per cent per annum



• May 12/71—changed to Overnight Euro-Dollar Deposits

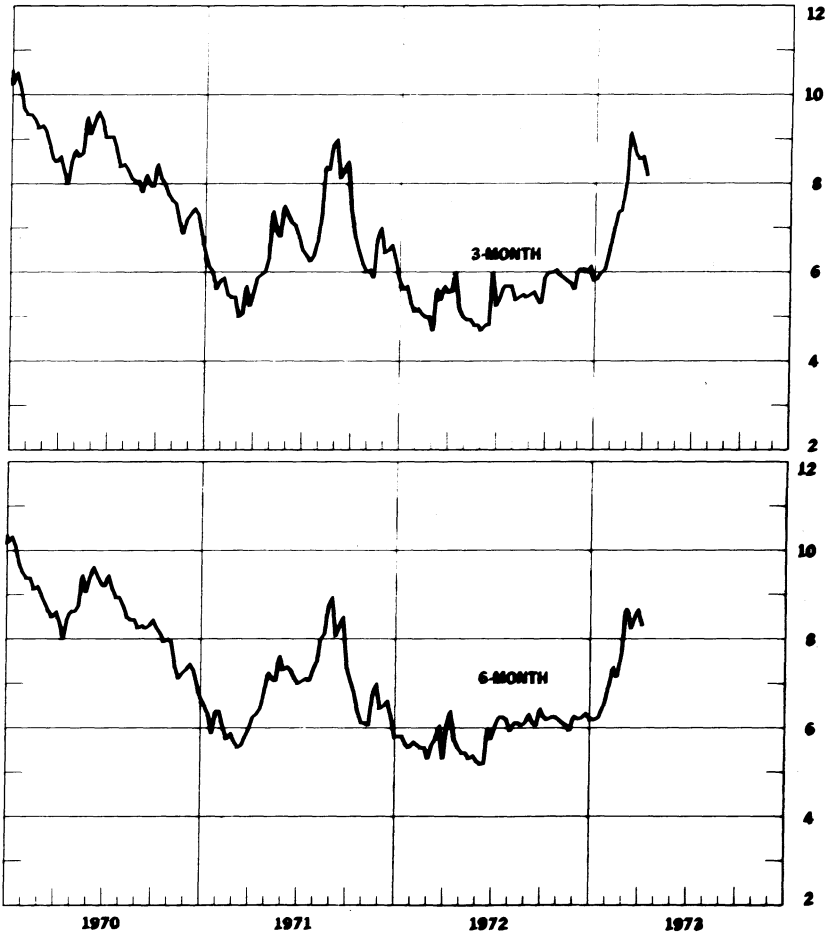
• July 1—changed to 7-Day Euro-Dollar

See DESCRIPTION AND SOURCES OF DATA, January 1, 1973, p. 6.

### LONDON: EURO-DOLLAR DEPOSIT RATES

Friday figures

Per cent per annum



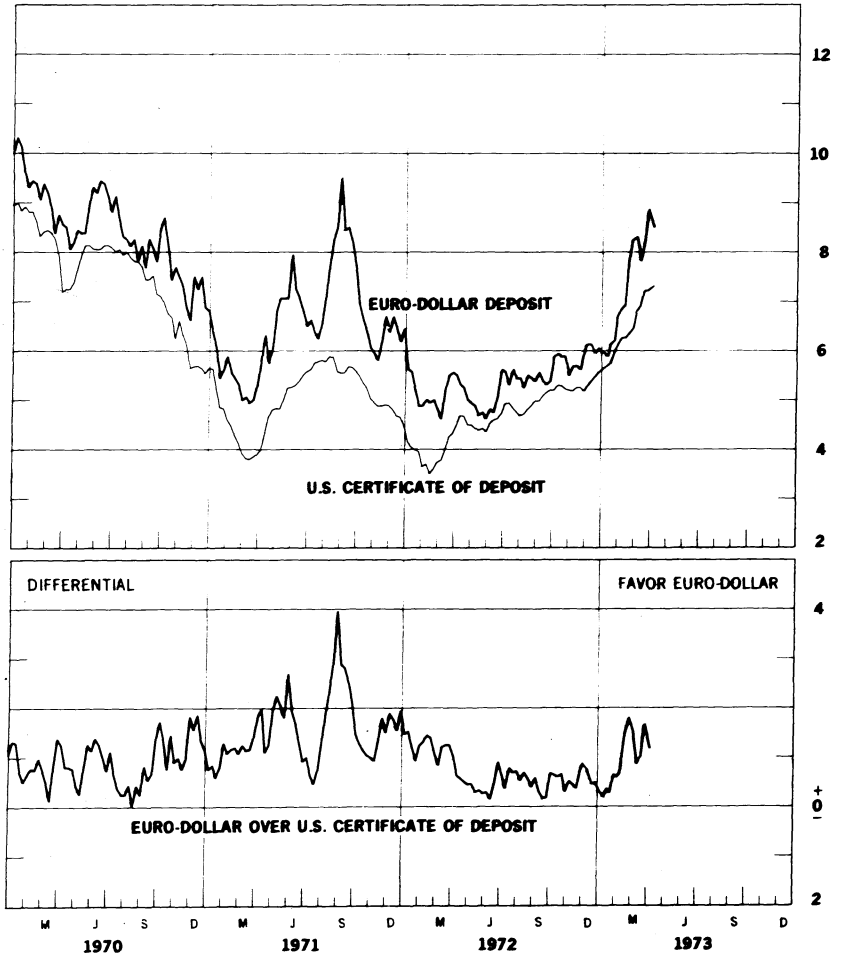
See DESCRIPTION AND SOURCES OF DATA, January 1, 1973, p. 6

Chart 7A

### NEW YORK-LONDON: YIELDS ON U.S. DOLLAR FUNDS

3-MONTH DOLLAR DEPOSIT RATES—SECONDARY MARKET  
Wednesday figures

Per cent per annum



See DESCRIPTION AND SOURCES OF DATA, January 1, 1973, pp. 6-7

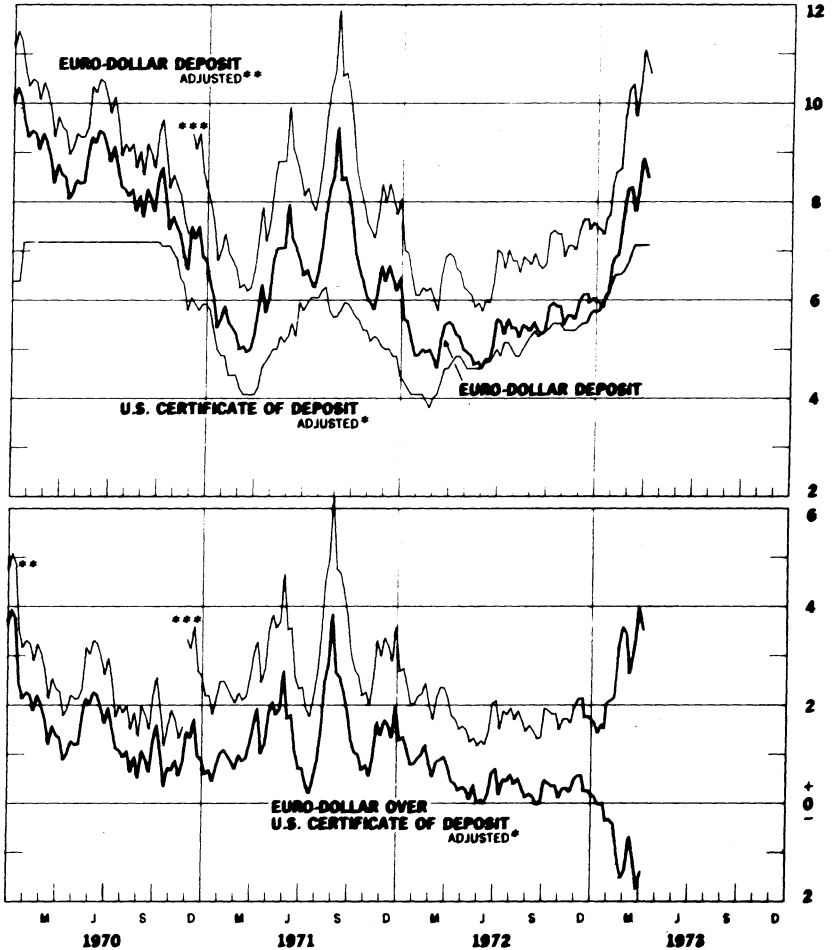


**NEW YORK-LONDON: COST OF U.S. DOLLAR FUNDS**

**3-MONTH DOLLAR DEPOSIT RATES—PRIMARY MARKET**

Wednesday figures

Per cent per annum



- \* Adjusted for Reserve Requirement
- \*\* Adjusted for 10% Marginal Reserve Requirement
- \*\*\* Adjusted for 20% Marginal Reserve Requirement

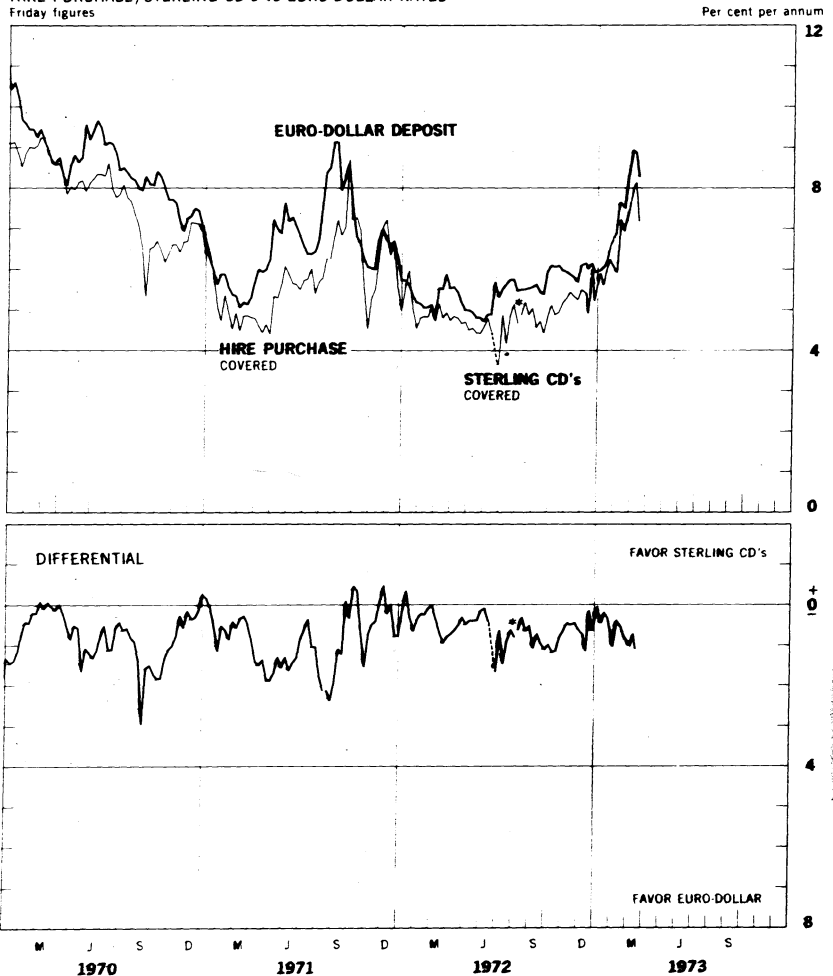
See DESCRIPTION AND SOURCES OF DATA, January 1, 1973, pp. 6-7

Chart 8A

### LONDON: COVERED YIELDS ON U.S. DOLLAR FUNDS

HIRE PURCHASE/STERLING CD's vs EURO-DOLLAR RATES

Friday figures



\* Hire Purchase suspended August 11, 1972 and Sterling Certificates of Deposit begin August 11, 1972

See DESCRIPTION AND SOURCES OF DATA January 1, 1972 pp. 7 &

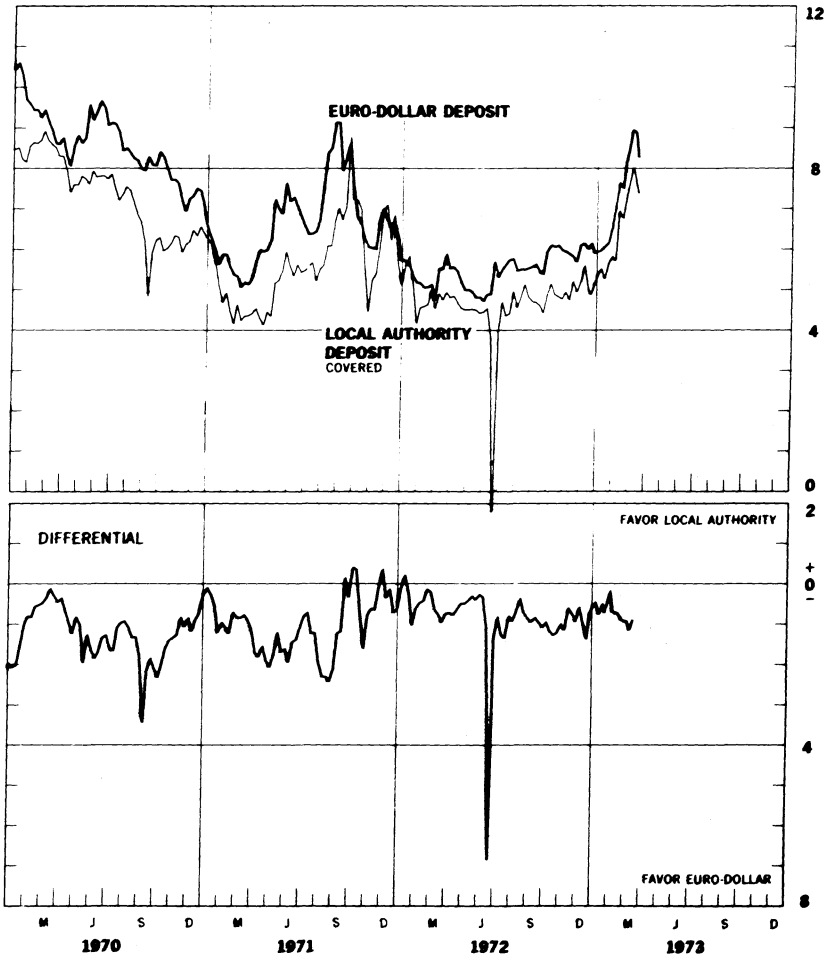
Chart 8B

# LONDON: COVERED YIELDS ON U.S. DOLLAR FUNDS

## LOCAL AUTHORITY AND EURO-DOLLAR RATES

Friday figures

Per cent per annum

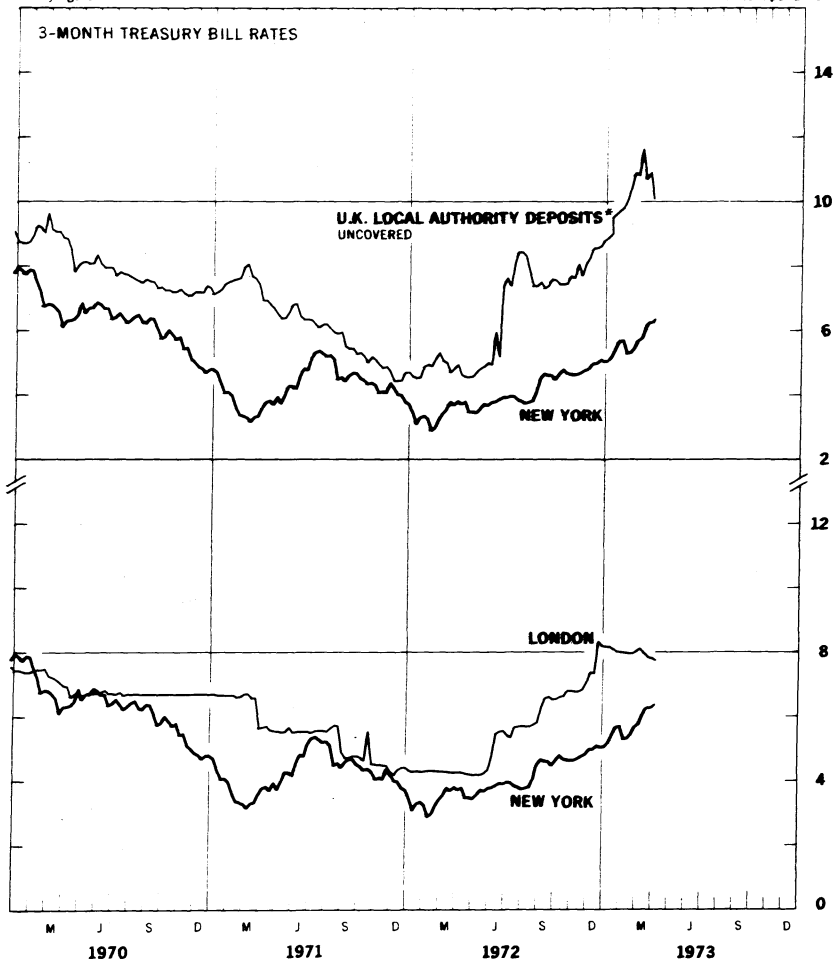


See DESCRIPTION AND SOURCES OF DATA, January 1, 1973, pp 7-8

### INTEREST ARBITRAGE: UNITED KINGDOM AND UNITED STATES

Friday figures

Per cent per annum



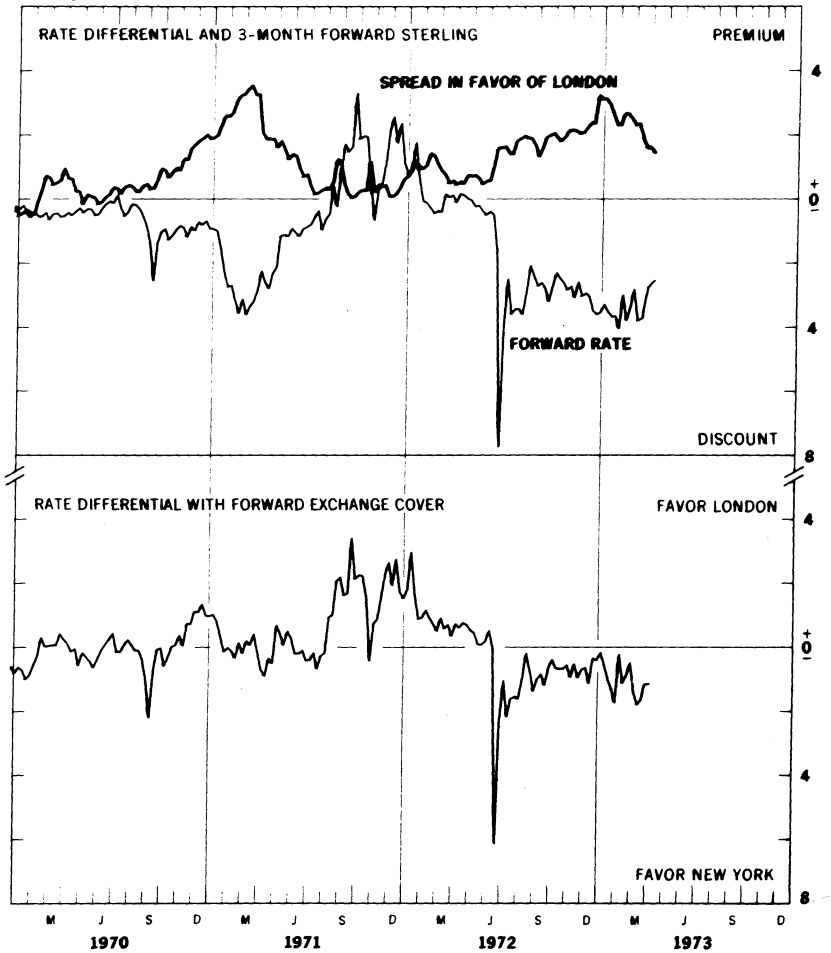
\* Plotted for comparison purposes  
 See DESCRIPTION AND SOURCES OF DATA, January 1, 1973, pp. 8-9

Chart 9B

### INTEREST ARBITRAGE: UNITED KINGDOM AND UNITED STATES

Friday figures

Per cent per annum



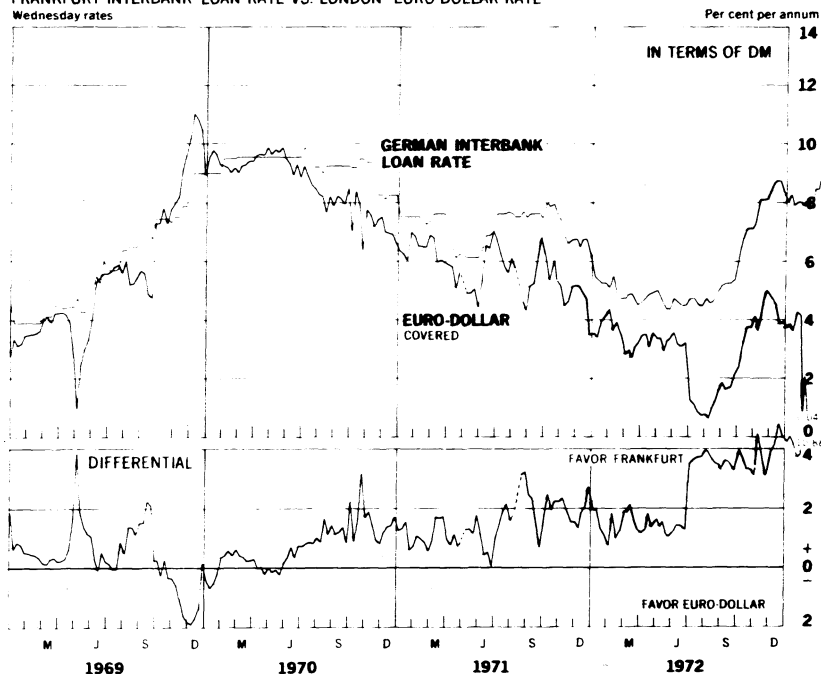
See DESCRIPTION AND SOURCES OF DATA, January 1, 1973, pp.8-9.

Chart 10A

### 3-MONTH FUNDS INTEREST ARBITRAGE: EURO-DOLLAR - GERMAN MARK

FRANKFURT INTERBANK LOAN RATE VS. LONDON EURO-DOLLAR RATE

Wednesday rates



--- No quotation

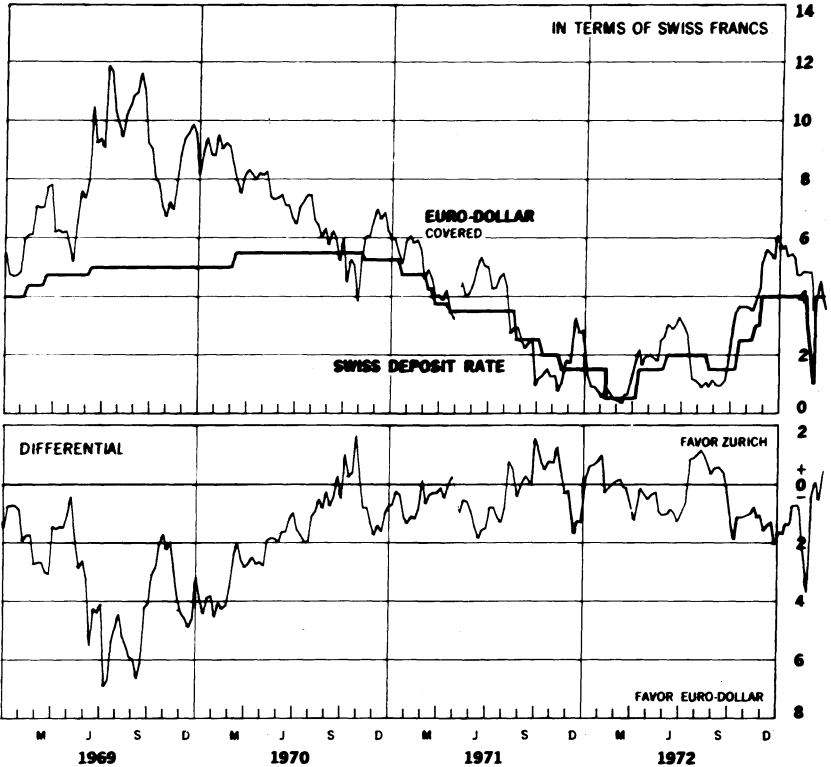
See DESCRIPTION AND SOURCES OF DATA, January 1, 1973, pp 9-10

### 3-MONTH FUNDS INTEREST ARBITRAGE: EURO-DOLLAR - SWISS FRANC

ZURICH DEPOSIT RATE VS. LONDON EURO-DOLLAR RATE

Wednesday rates

Per cent per annum

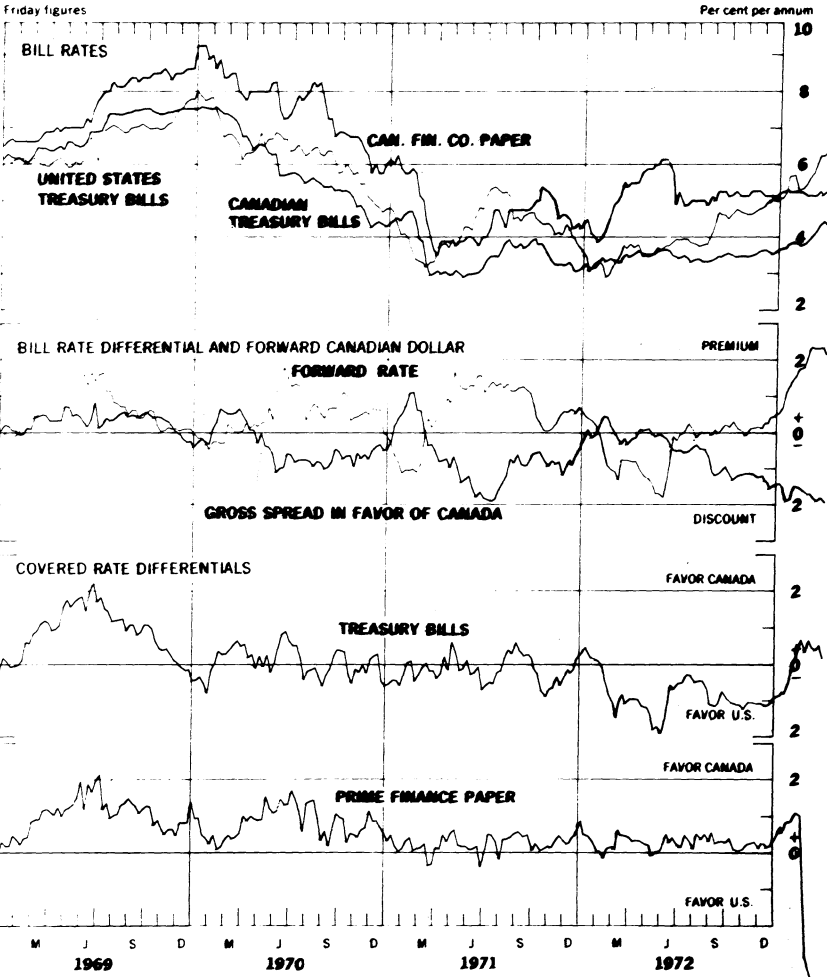


--- No quotation

See DESCRIPTION AND SOURCES OF DATA, January 1, 1973, pp 9 10

Chart 11

### 3-MONTH INTEREST ARBITRAGE: UNITED STATES - CANADA

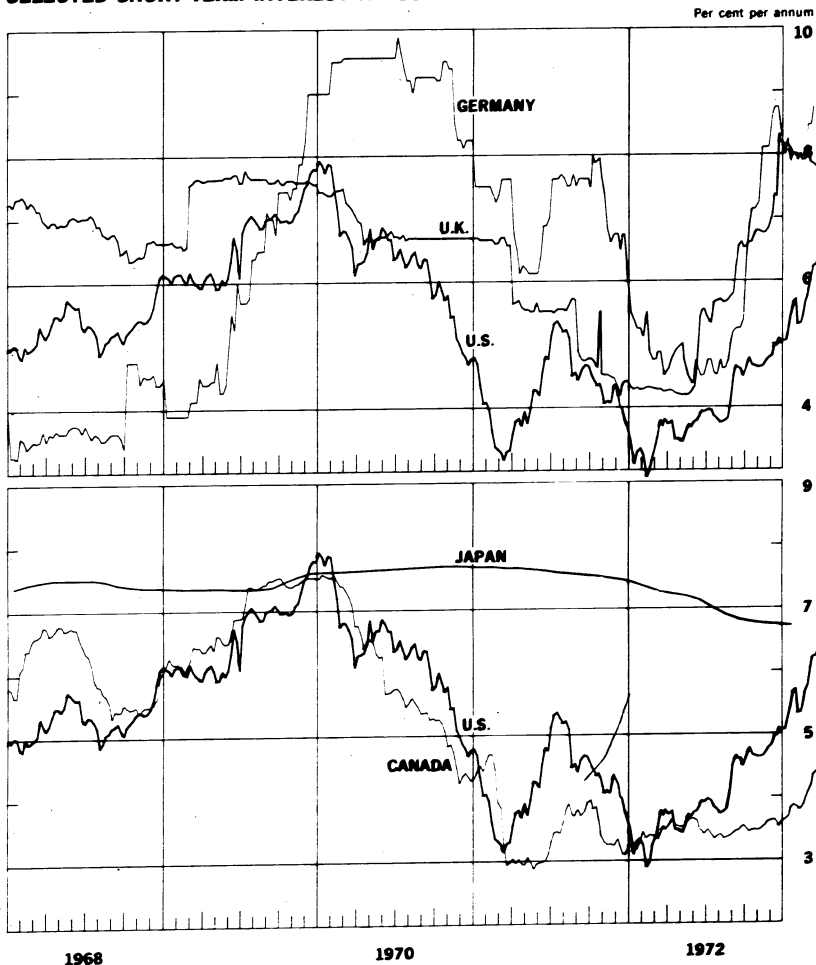


See DESCRIPTION AND SOURCES OF DATA, January 1, 1973, pp 10 11



Chart 12A

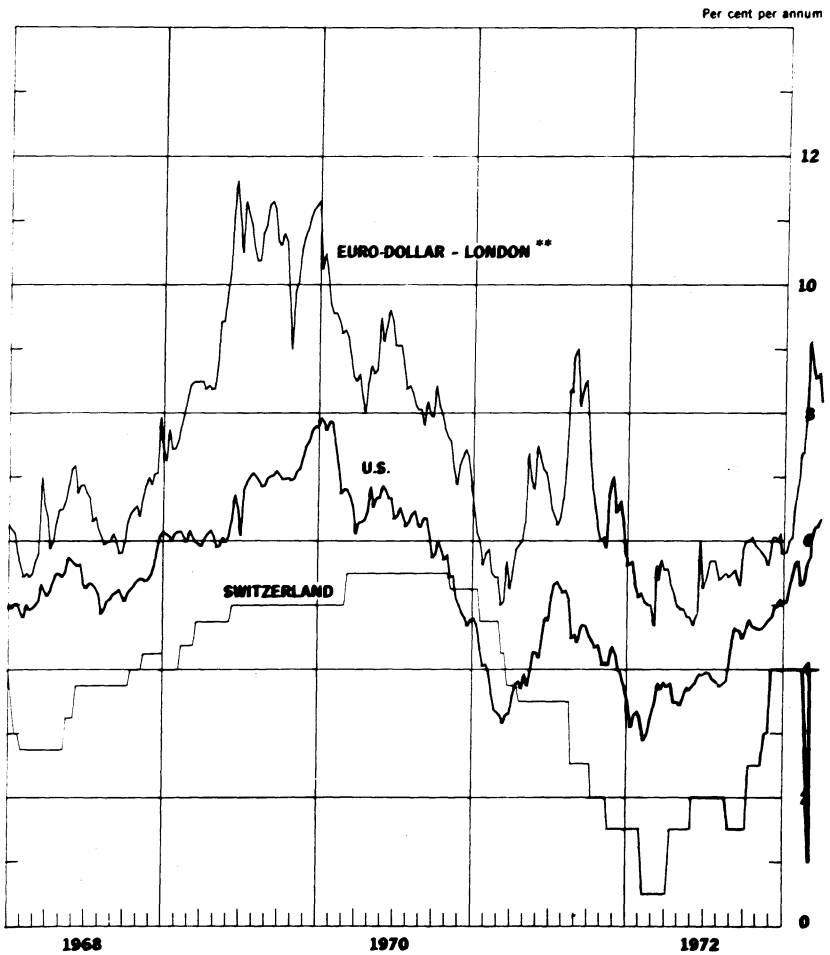
### SELECTED SHORT-TERM INTEREST RATES\*



\* 3-month treasury bill rates for all countries except Japan (Average rate on bank loans and discounts) and Germany (Interbank Loan Rate)  
See DESCRIPTION AND SOURCES OF DATA, January 1, 1973, pp. 11-12

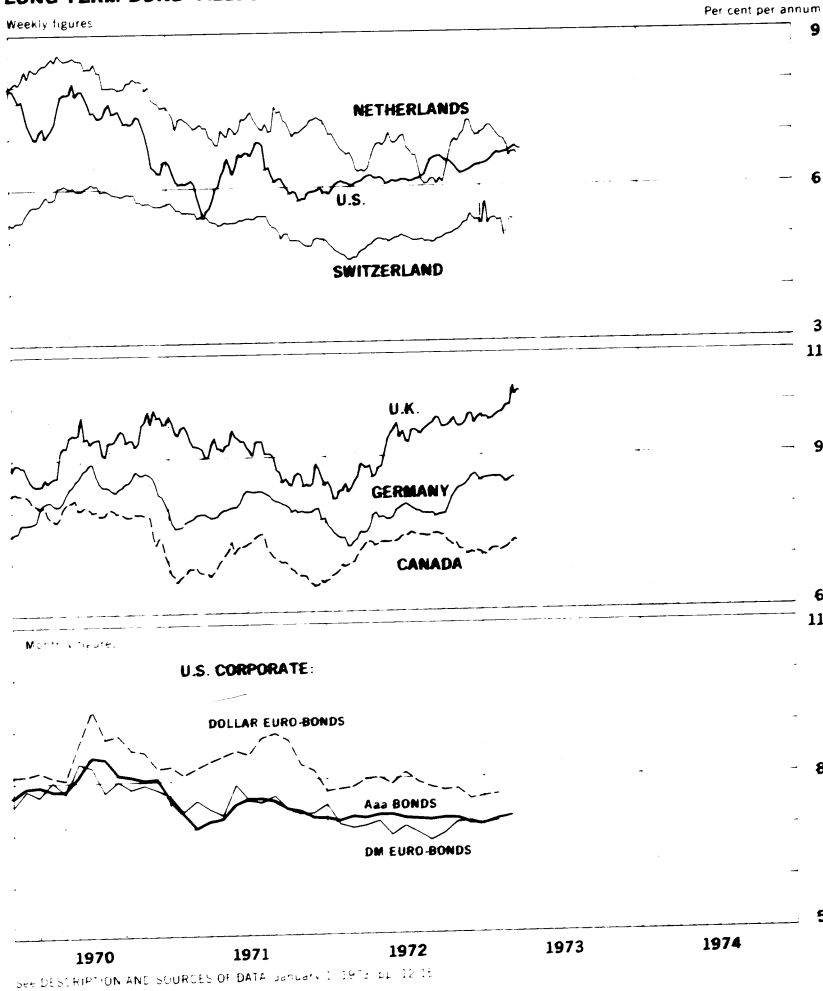
Chart 12B

### SELECTED SHORT-TERM INTEREST RATES \*



\* 3-month treasury bill rate for U.S., Switzerland—3-month deposit rate.  
\*\* 3-month rate for U.S. dollar deposits in London.  
See DESCRIPTION AND SOURCES OF DATA, January 1, 1973, pp. 11-12

# LONG-TERM BOND YIELDS

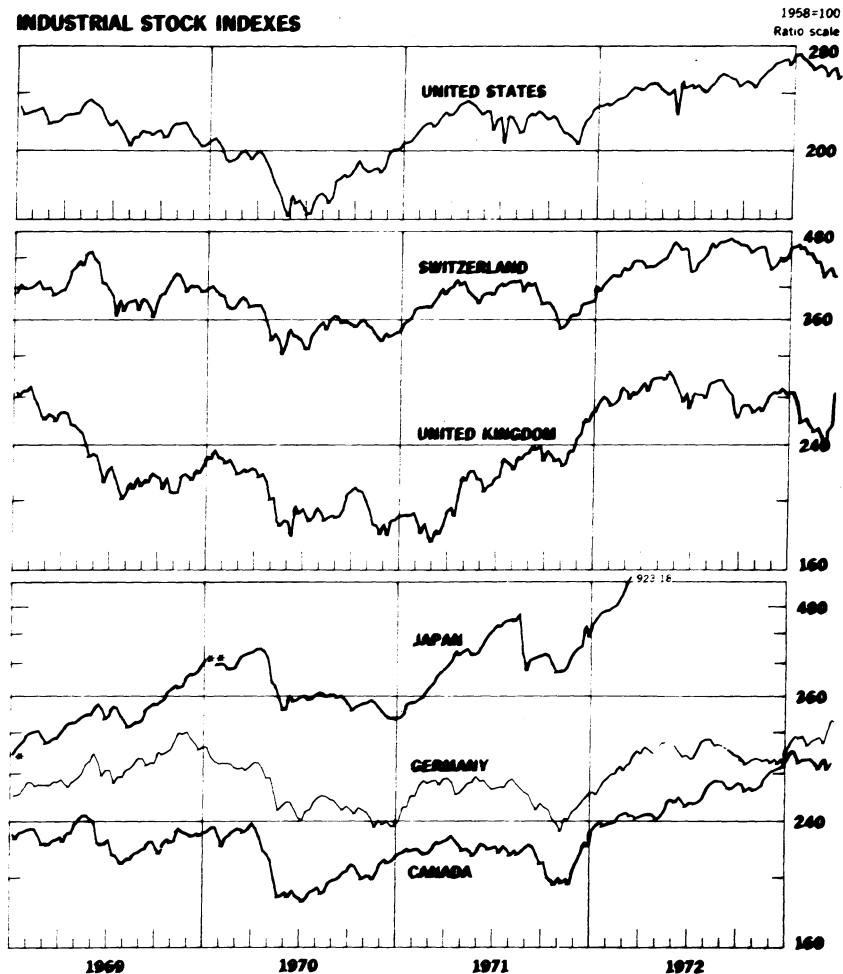


See DESCRIPTION AND SOURCES OF DATA January 1, 1973 to 12/31

25

CHART 14

### INDUSTRIAL STOCK INDEXES



\* Japan index of 225 industrial and other stocks traded on Tokyo exchange

\*\* Japan index of all industrial and other stocks traded on the first section of the Tokyo Stock Exchange.

See DESCRIPTION AND SOURCES OF DATA, January 1, 1973, pp. 15-16

April 11, 1973

H. 13  
No. 605

IV. SELECTED CENTRAL BANK DISCOUNT RATES

Country	Current Rate	In Effect Since	Previous Rate	In Effect Since
<b>E.E.C.:</b>				
<b>Belgium</b>	5.0	Dec. 21, 1972	4.5	Nov. 22, 1972
<b>France</b>	7.50	Nov. 30, 1972	6.50	Nov. 2, 1972
<b>Germany</b>	5.00	Jan. 12, 1973	4.5	Nov. 30, 1972
<b>Italy</b>	4.0	April 10, 1972	4.5	Oct. 14, 1972
<b>Netherlands</b>	4.0	Nov. 3, 1972	3.0	Sept. 8, 1972
**United Kingdom	8.75	Jan. 19, 1973	9.0	Dec. 22, 1972
<b>Switzerland</b>	4.50	Jan. 1, 1973	3.75	Sept. 15, 1972
<b>Canada</b>	4.75	Oct. 25, 1971	5.25	Feb. 24, 1971
<b>Japan</b>	5.0	April 2, 1973	4.25	June 24, 1972
<b>United States</b>	5.00	Jan. 15, 1973	4.50	Dec. 13, 1971

\*\*Effective October 13, 1972, the Bank of England replaced its traditional Bank Rate with a fluctuating "minimum lending rate" based on average Treasury bill tender rate. January 19, 1973...8.75

## LATEST FIGURES PLOTTED ON THE CHARTS

April 11, 1973  
No. 605

Chart	Panel	Series	Date	Rate
1A	Upper	Swiss franc*	Apr. 6	30,8010
		U.K. pound*	"	248.014
	Lower	French franc*	"	21.9800
		Japanese yen*	"	.377140
1B	Upper	Belgian franc*	"	2.4925
		Italian lire*	"	.169720
	Lower	Canadian dollar*	"	100.0660
		German mark*	"	35.1800
		Dutch guilder*	"	33.9620
2A		German mark	"	+7.42
		Swiss franc	"	+4.95
		U.K. pound	"	-2.46
2B	Upper	Dutch guilder	"	+7.62
		Canadian dollar	"	+2.26
		French franc	"	+1.33
	Lower	Japanese yen	"	N.A.
3A		German mark	"	+8.66
		U.S. dollar	"	+2.21
3B		Swiss franc	"	+4.74
		French franc	"	+3.11
4		Gold price, U.S. dollar per ounce	"	90.38
5A	Upper	Overnight Euro-\$ deposits	Apr. 4	15.05
		Federal Funds	"	7.18
	Middle	Differential	"	+7.87
	Lower	Euro-currencies		
		Euro DM	Apr. 6	1.83
	Euro Swiss Fr.	"	1.70	
5B	Upper	Japan, Unconditional Money	Mar. 30	5.50
		U.K., 2-day Local Author. Depts.	Mar. 30	9.625
		Canada, Day-to-day Loans	Mar. 28	4.38
	Lower	France, Day-to-Day Money	Apr. 6	7.50
		Germany, Call Money	Apr. 6	12.50
	Netherlands, Call Money	Mar. 23	.53	

\*Weekly average of daily certified noon rates by the Federal Reserve Bank of New York. These rates are not plotted.

Chart	Panel	Series	Date	Rate
6A		Euro-\$ Overnight Rate	Mar. 30 Apr. 6	8.000 7.375
		Euro-\$ 1-month Rate	Mar. 30 Apr. 6	8.375 8.000
6B		Euro-\$ 3-month Rate	Mar. 30 Apr. 6	8.625 8.188
		Euro-\$ 6-month Rate	Mar. 30 Apr. 6	8.688 8.312
7A	Upper	Euro-\$ 3-month Deposits	Mar. 28 Apr. 4	8.88 8.50
		U.S. Certificate of Deposits	Mar. 28 Apr. 4	7.22 7.32
	Lower	Differential	Mar. 28 Apr. 4	+1.66 +1.18
7B	Upper	Euro-\$ 3-month Deposits	Mar. 28 Apr. 4	8.88 8.50
		Euro-\$ 3-month Deposits (Adj.)	Mar. 28 Apr. 4	11.09 10.62
		U.S. Certificate of Deposits (Adj.)	Mar. 28 Apr. 4	7.11 7.11
	Lower	Differential: on Adj. Euro-\$ Deposits	Mar. 28 Apr. 4	+3.98 +3.51
		on Unadj. Euro-\$ Deposits	Mar. 28 Apr. 4	-1.71 -1.39
8A	Upper	Euro-\$ 3-month Deposits	Mar. 16	8.28
		Sterling CD's (covered)	Mar. 16	7.19
	Lower	Differential	Mar. 16	-1.09
8B	Upper	Euro-\$ 3-month Deposits	Mar. 16	8.28
		Local Authority Deposits (covered)	Mar. 16	7.38
	Lower	Differential	Mar. 16	-0.90
9A		U.S. Treasury Bill rate	Mar. 30 Apr. 6	6.22 6.34
		U.K. Treasury Bill rate	Mar. 30 Apr. 6	7.83 7.77
		Local Authority Deposit (uncovered)	Mar. 30	10.06
9B	Upper	Spread (+/- favor London)	Mar. 30 Apr. 6	+1.61 +1.43
		3-month Forward Pound	Mar. 30 Apr. 6	-2.77 -2.57
	Lower	Net incentive (+/- favor London)	Mar. 30 Apr. 6	-1.16 -1.14

IV - 4

Chart	Panel	Series	Date	Rate
10A	Upper	Euro-\$ Deposits (covered)	Mar. 28	+0.04
		German Interbank Loan rate	"	N. A.
	Lower	Differential	Mar. 21	10.88
10B	Upper	Euro-\$ Deposits (covered)	Mar. 28 Apr. 4	4.55 3.57
		Swiss Deposit rate	Mar. 28 Apr. 4	4.00 p 4.00 p
	Lower	Differential	Mar. 28 Apr. 4	-0.55 +0.43
		11	Upper	Canadian Finance Paper
U.S. Treasury Bill rate	Mar. 30 Apr. 6			6.22 6.34
Canadian Treasury Bill rate	Mar. 30 Apr. 6			4.39 4.37
U.S. Prime Finance paper (not plotted)	Mar. 30 Apr. 6			6.63 6.75
Second	Bill rate differential		Mar. 30 Apr. 6	-1.83 -1.97
	Forward Canadian dollar		Mar. 30 Apr. 6	+2.32 +2.16
Third	Net incentive on bills		Mar. 30 Apr. 6	+0.49 +0.19
Bottom	Net incentive on Finance Paper		Mar. 30 Apr. 6	-4.02 -3.66
12A	Upper	U.K. Treasury Bill rate	Mar. 30 Apr. 6	7.83 7.77
		U.S. Treasury Bill rate	Mar. 30 Apr. 6	6.22 6.34
		German Interbank Loan rate	Mar. 30 Apr. 6	N. A. N. A.
	Lower	Japanese Average rate	January	6.710
		Canadian Treasury Bill rate	Mar. 30 Apr. 6	4.39 4.37
		U.S. Treasury Bill rate	Mar. 30 Apr. 6	6.22 6.34
12B		Euro-\$ Deposits	Mar. 30 Apr. 6	8.62 8.19
		Swiss 3-month Deposit rate	Mar. 30 Apr. 6	4.00 p 4.00 p
		U.S. Treasury Bill rate	Mar. 30 Apr. 6	6.22 6.34



IV - 5

Chart	Panel	Series	Date	Rate
13	Upper	Netherlands	Mar. 30	6.59
		Canada	Mar. 23	7.30
		* United States	Apr. 6	6.698
		Switzerland	Mar. 16	5.32
	Middle	Germany	Mar. 16	8.56
		United Kingdom	Mar. 30	10.20
		Euro-dollar bonds		
	Lower	U.S. Corp. Dollar Euro-bonds Series G	Jan.	7.66
		U.S. Corp. DM Euro-bonds Series G	Jan.	7.12
U.S. Corp. Aaa bonds		Feb.	7.22	
14	Upper	Switzerland	Mar. 30	411.8
		Germany	Mar. 30	330.40
		United States	Apr. 6	244.62
	Middle	United Kingdom	Mar. 30	285.47
		Canada	Mar. 29	289.07
	Lower	** Japan	Mar. 31	923.18
		United States	Apr. 6	244.62

\*\* Beginning week ended September 5, 1970, the Japanese index plotted is that of all industrial and other stocks on the First Section of the Tokyo Stock Exchange.

\* Average yield on selected bonds due or callable in 10 years or more. See attached table for 1973 figures.