

January 26, 1973 No. 99A

M-12 Division of International Finance, Statistical & Data Management Unit

Boyer H.B.

1.

McTeer

SELECTED INTEREST & EXCHANGE RATES FOR MAJOR COUNTRIES & THE U.S.

WEEKLY SERIES OF CHARTS

BOARD OF GOVERNORS OF THE FEDERAL RESERVE SYSTEM

TABLE OF CONTENTS

PART I. EXCHANGE RATES AND GOLD PRICES

- Chart 1A and B - Spot Exchange Rates, Major Currencies against U.S. Dollar
- Chart 2A and B - 3-Month Forward Exchange Rates, Major Currencies against U.S. Dollar
- Chart 3A and B - 3-Month Forward Exchange Rates, Major Currencies against U.K. Pound
- Chart 4 - Gold Price in London

PART II. SHORT-TERM INTEREST RATES

- Chart 5 - Call Money Rates
- Chart 6A and B - London: Euro- $\text{\$}$ Deposit Rates
- Chart 7A and B - New York - London: Yields on U.S. Dollar Funds
- Chart 8A and B - London: Covered Yields on U.S. Dollar Funds
- Chart 9A and B - Interest Arbitrage: United States-United Kingdom
- Chart 10A and B - Interest Arbitrage: U.S.-Germany and U.S.-Switzerland
- Chart 11 - Interest Arbitrage: United States-Canada
- Chart 12A and B - Selected Short-term Interest Rates

PART III. LONG-TERM INTEREST RATES AND STOCK INDICES

- Chart 13 - Long-Term Bond Yields
- Chart 14 - Industrial Stock Indices

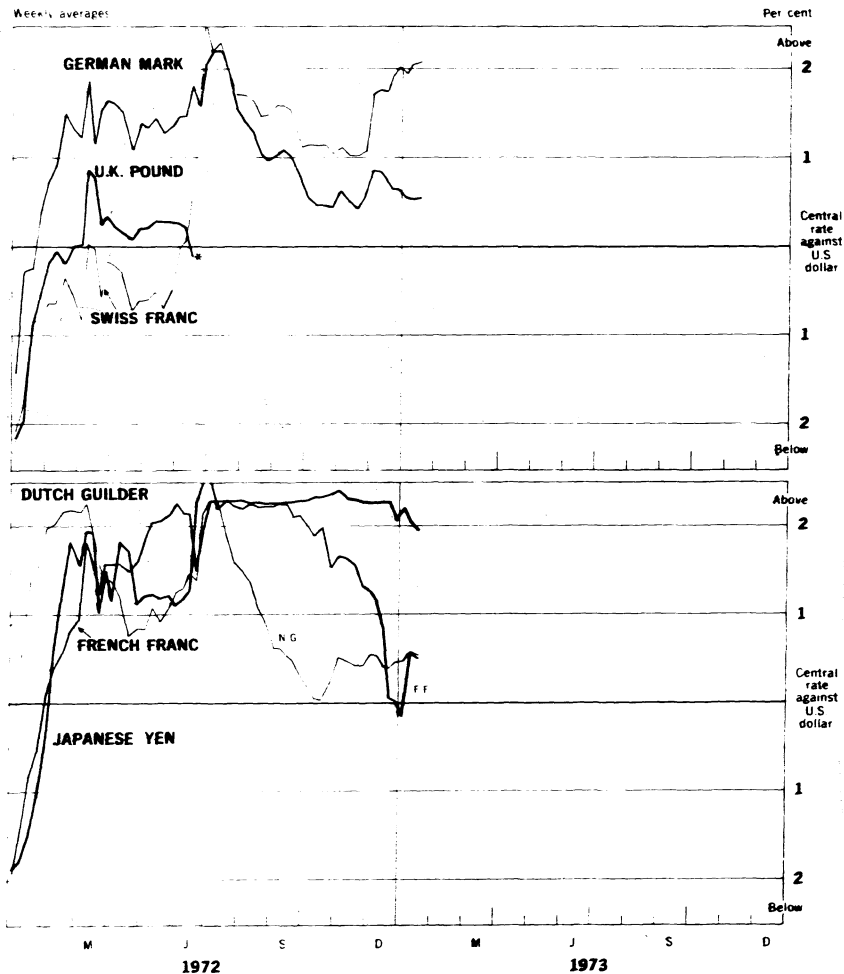
PART IV. SELECTED CENTRAL BANK DISCOUNT RATES AND LATEST FIGURES PLOTTED ON THE CHARTS

NOTE: This series is a continuation of the CAPITAL MARKETS DEVELOPMENTS ABROAD, which was published under that title through December 31, 1968. The changes in the format and order of the charts are explained in the Supplement to the series, which accompanied issue dated January 1, 1969. All series and their sources are fully described in a Supplement dated January 1, 1972.

Chart 1A

SPOT EXCHANGE RATES - MAJOR CURRENCIES AGAINST U.S. DOLLAR

Weekly averages

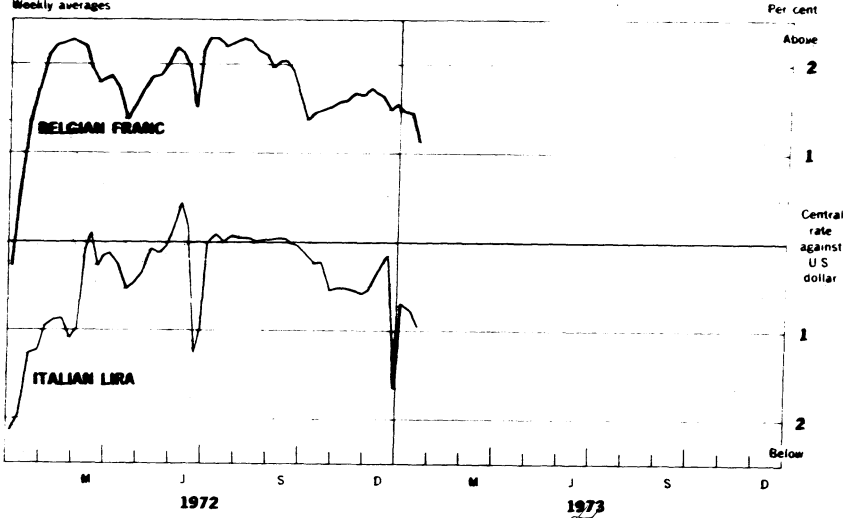


* Pound floated June 23, 1972

Chart 18

SPOT EXCHANGE RATE - MAJOR CURRENCIES AGAINST U.S. DOLLAR

Weekly averages



Ratio scale, U.S. cents

Ratio scale, U.S. cents

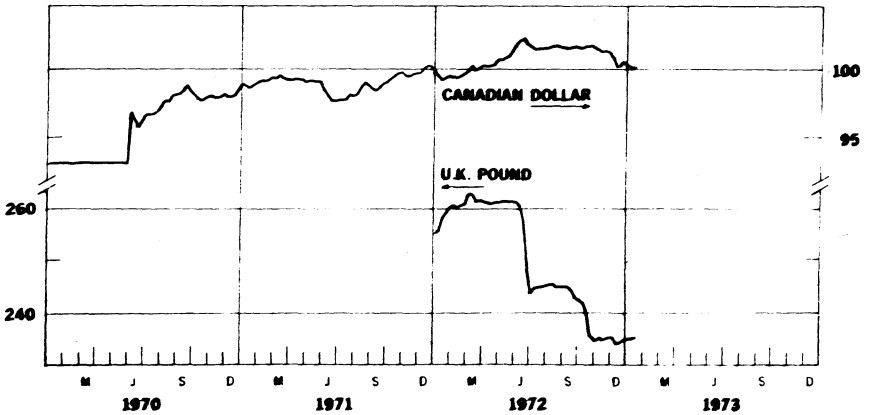
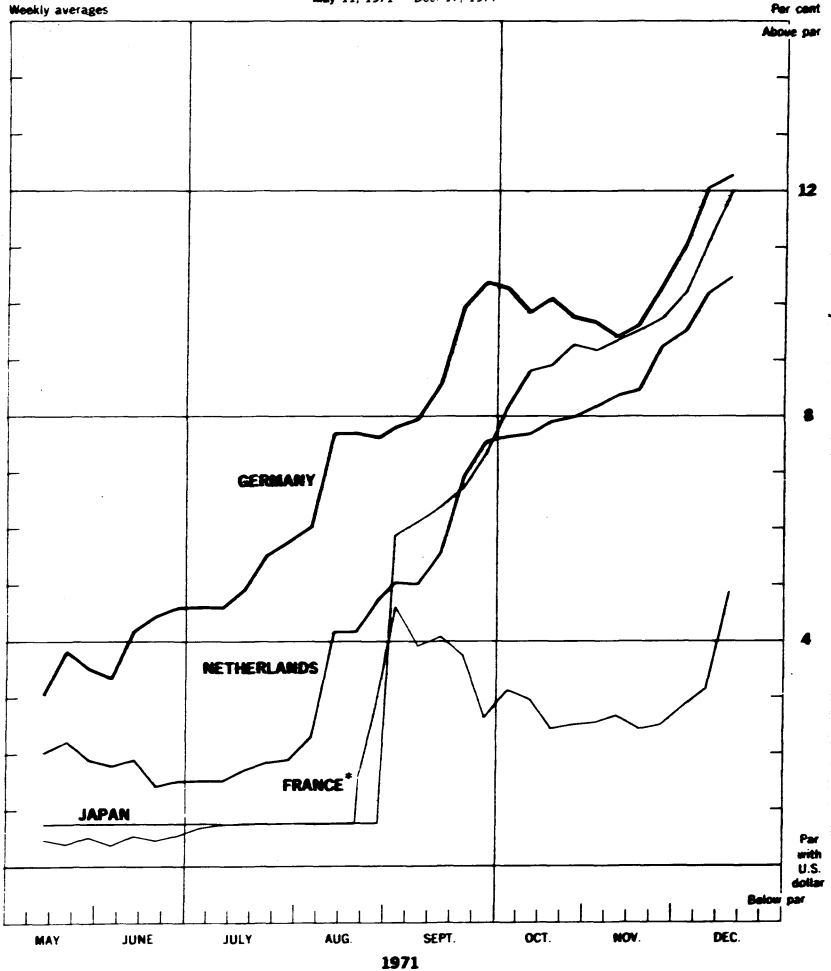


Chart 1C

SPOT EXCHANGE RATES - MAJOR CURRENCIES AGAINST U.S. DOLLAR

May 11, 1971 - Dec. 17, 1971

Weekly averages



* Financial franc

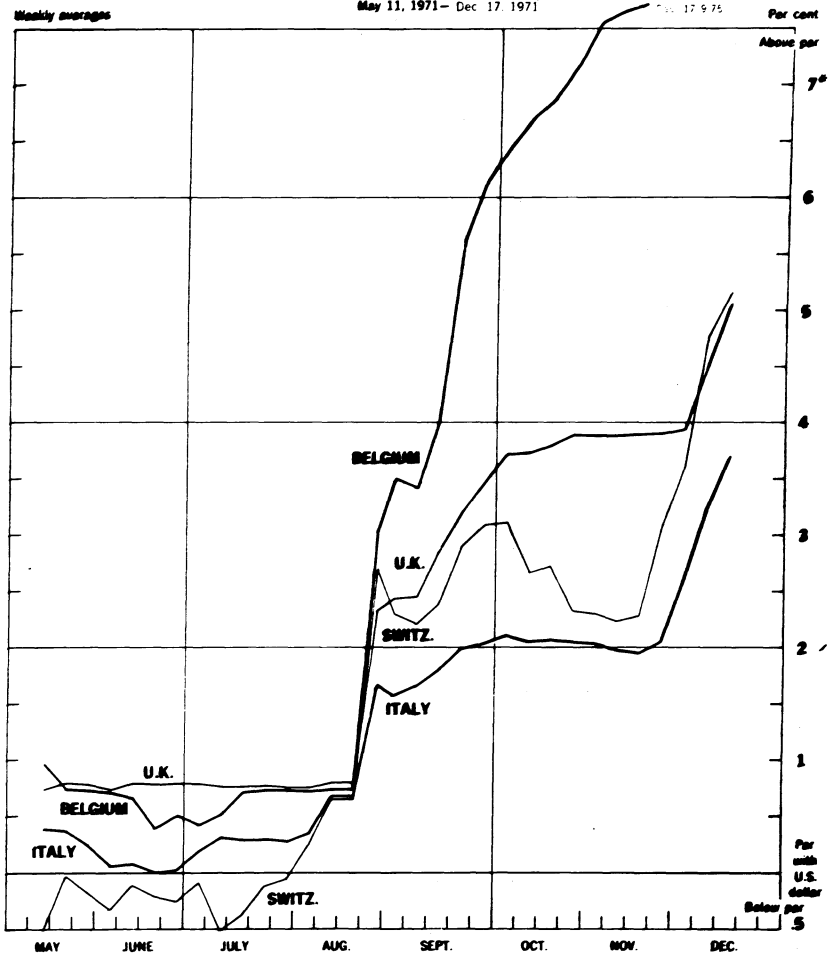
Chart 1D

SPOT EXCHANGE RATES - MAJOR CURRENCIES AGAINST U.S. DOLLAR

Weekly averages

May 11, 1971 - Dec 17, 1971

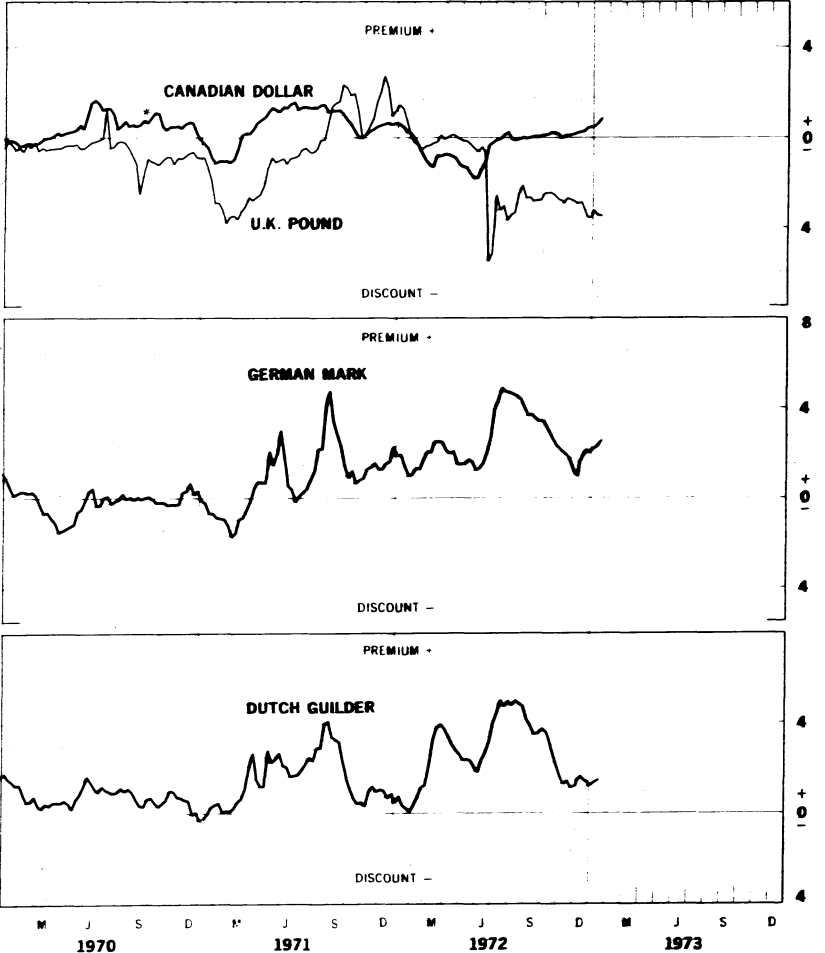
Dec 17 9 75



*For clarity the vertical scale is double that used in 1C

3-MONTH FORWARD EXCHANGE - MAJOR CURRENCES AGAINST U.S. DOLLAR

Weekly averages Per cent per annum



* Canadian Dollar Rate not supported by Bank of Canada

6

Chart 28

3-MONTH FORWARD EXCHANGE - MAJOR CURRENCES AGAINST U.S. DOLLAR

Weekly averages

Per cent per annum

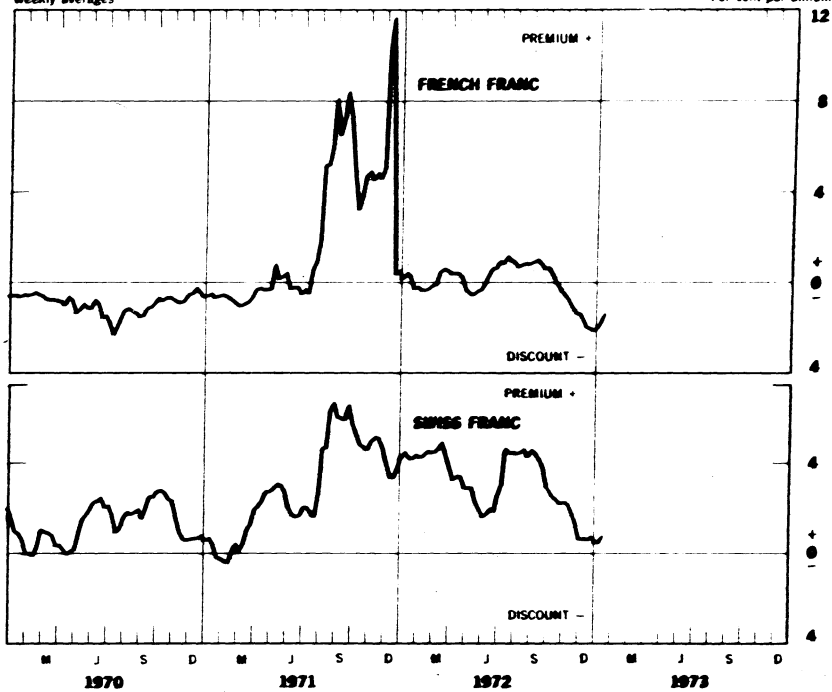


Chart 3A

3-MONTH FORWARD EXCHANGE - MAJOR CURRENCIES AGAINST U.K. POUND

Friday figures

Per cent per annum

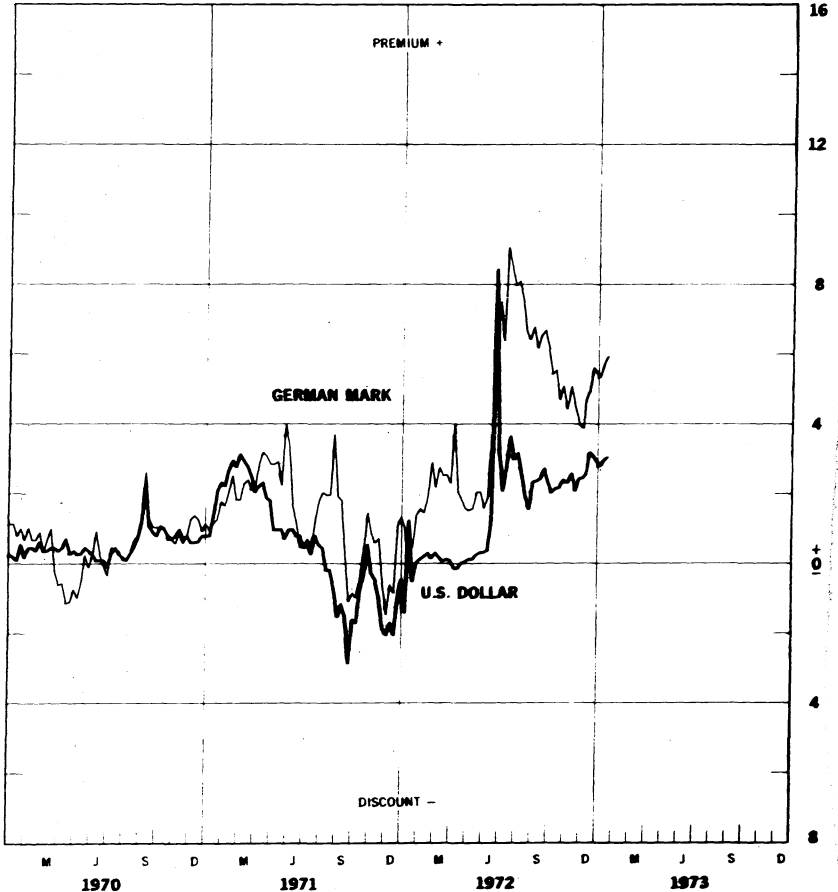


Chart 3B

3-MONTH FORWARD EXCHANGE - MAJOR CURRENCIES AGAINST U.K. POUND

Friday figures

Per cent per annum

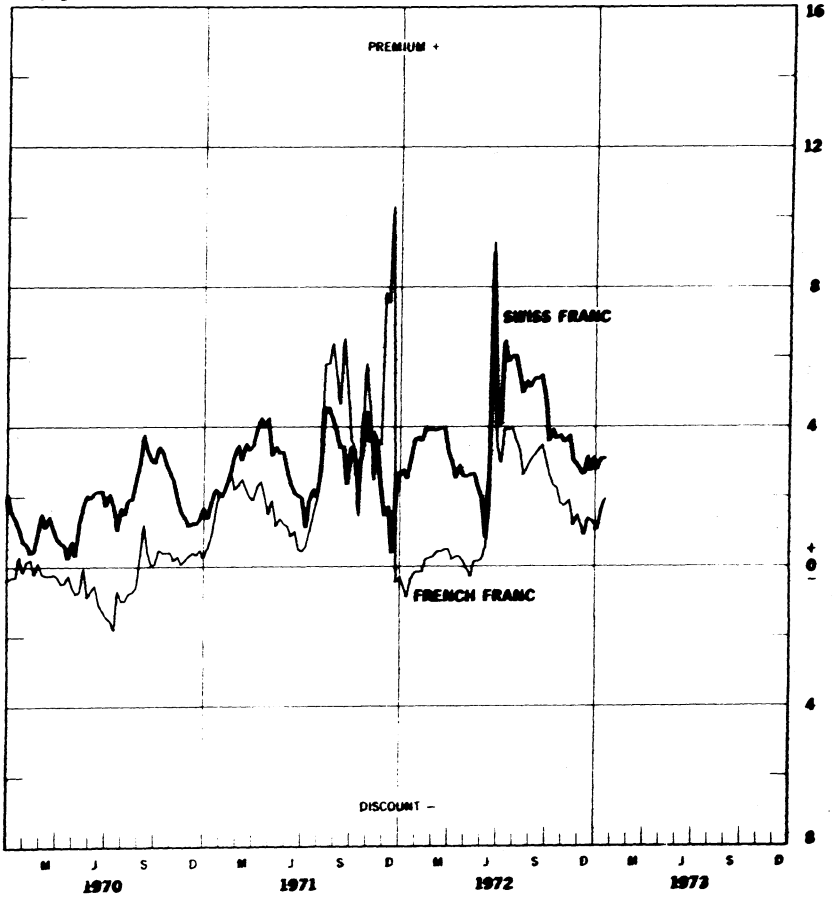


Chart 4

GOLD PRICE IN LONDON, 12.5 Kg BARS

Week's average of afternoon fixings

U.S. dollar equivalent per fine ounce

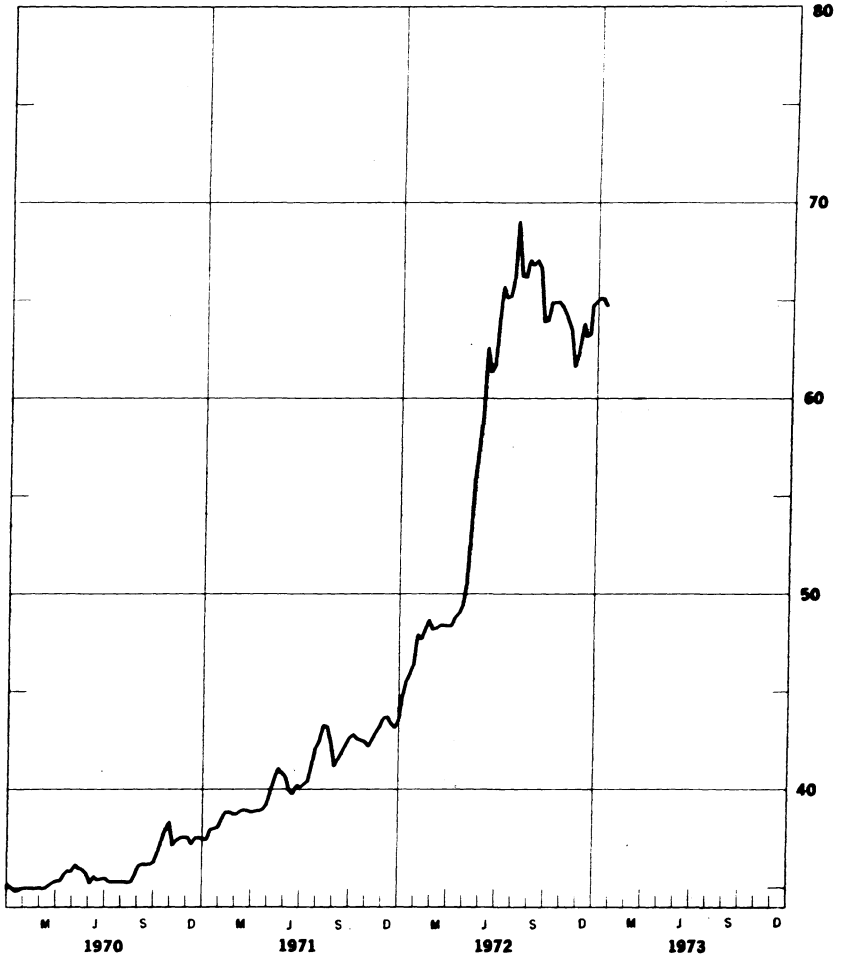


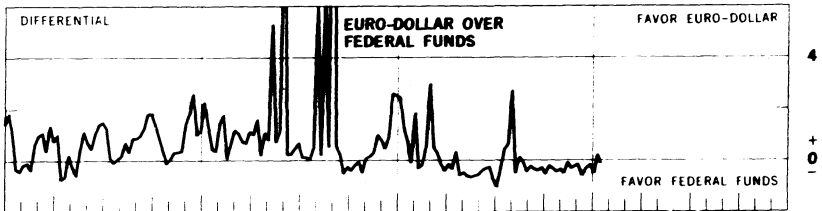
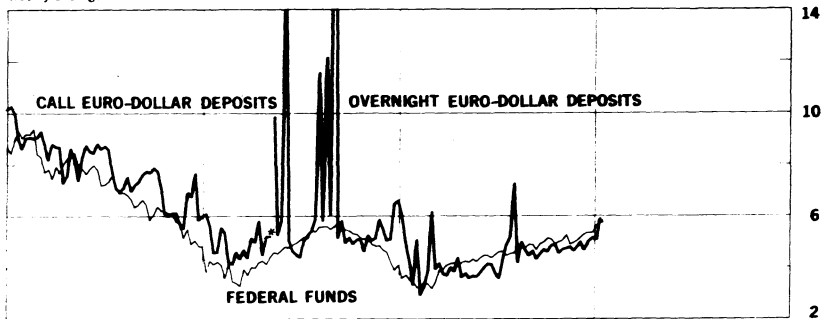
Chart 5A

CALL MONEY RATES

DOLLAR FUNDS

Weekly averages

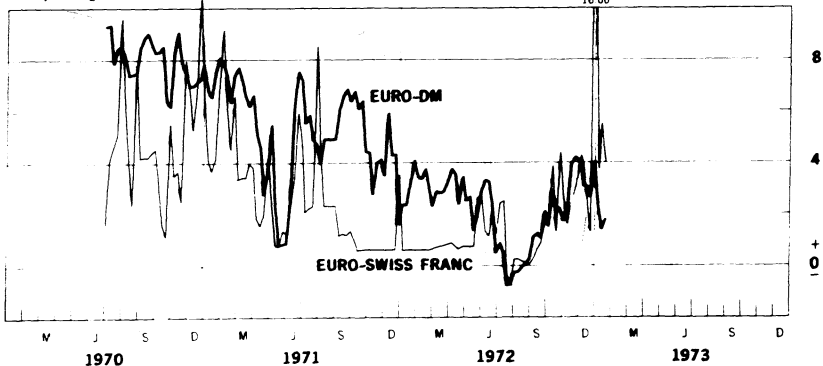
Per cent per annum



EURO-CURRENCIES

Weekly averages

Per cent per annum



* Changed from CALL to OVERNIGHT Euro dollar deposits May 11, 1971

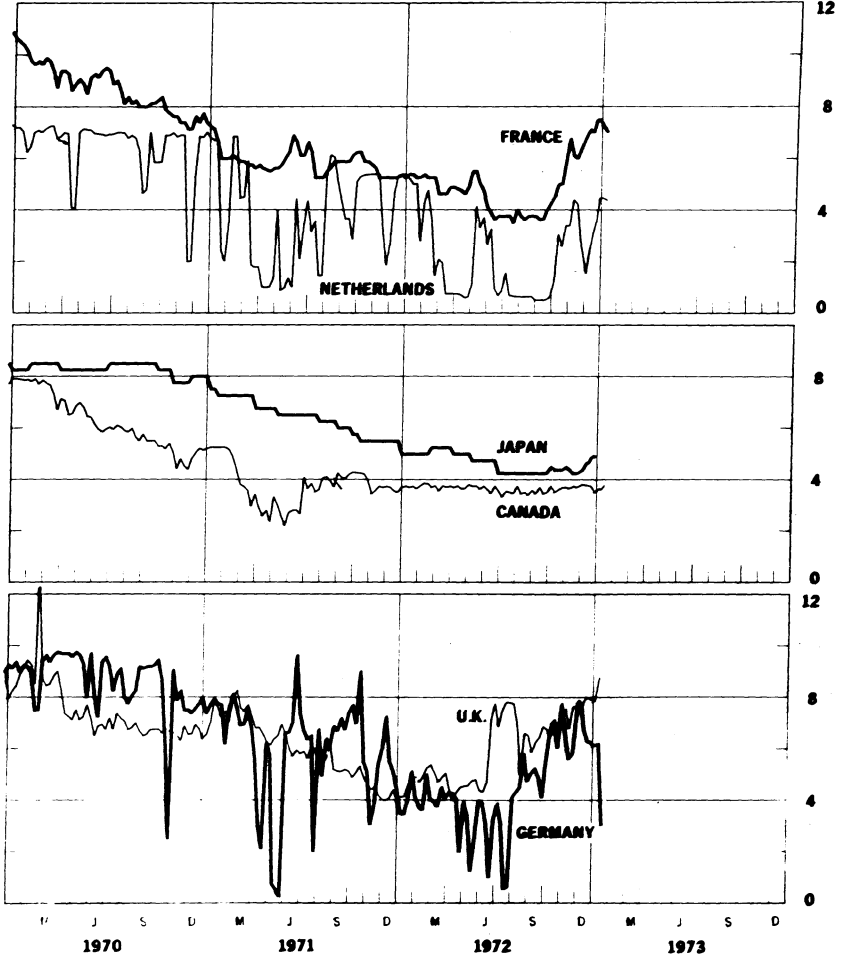
Chart 5B

CALL MONEY RATES

SELECTED FOREIGN AND EEC CURRENCIES

Friday figures

Per cent per annum

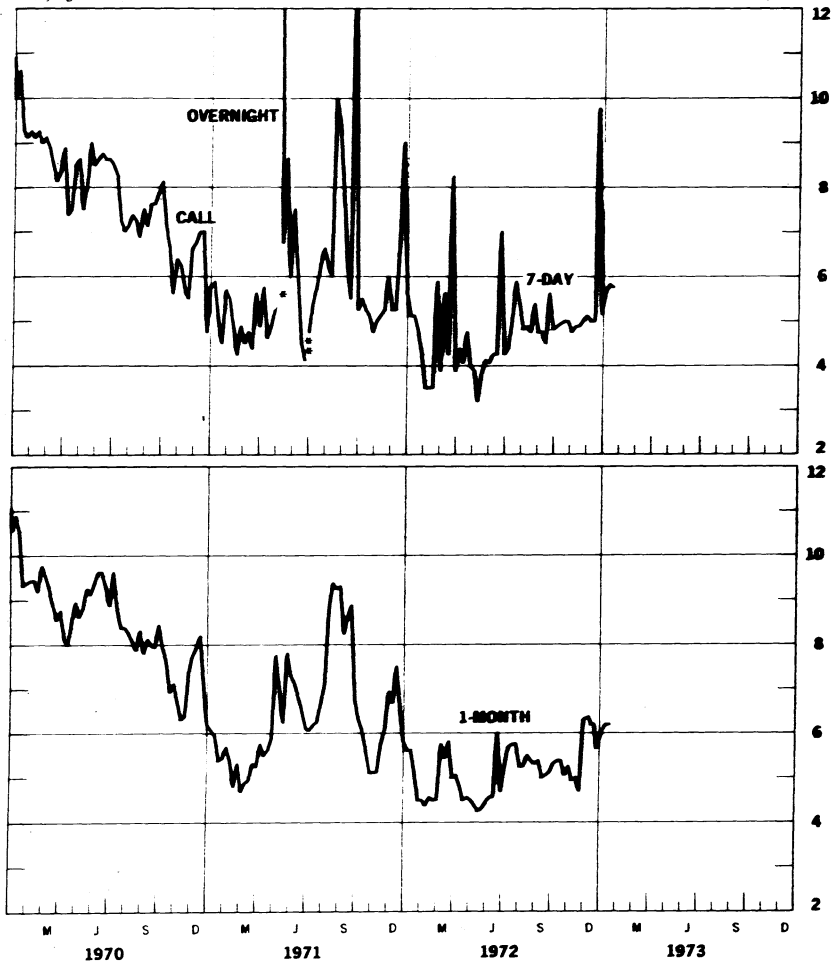


France, Day to day Money, Netherlands, Call Money, weekly average, Japan, Unconditional Money, Canada, Day to day Loans, weekly average, Germany, Call Money, U.K., 2-day Local Authority Deposits

LONDON: EURO-DOLLAR DEPOSIT RATES

Friday figures

Per cent per annum



* May 12/71 - changed to Overnight Euro Dollar Deposits

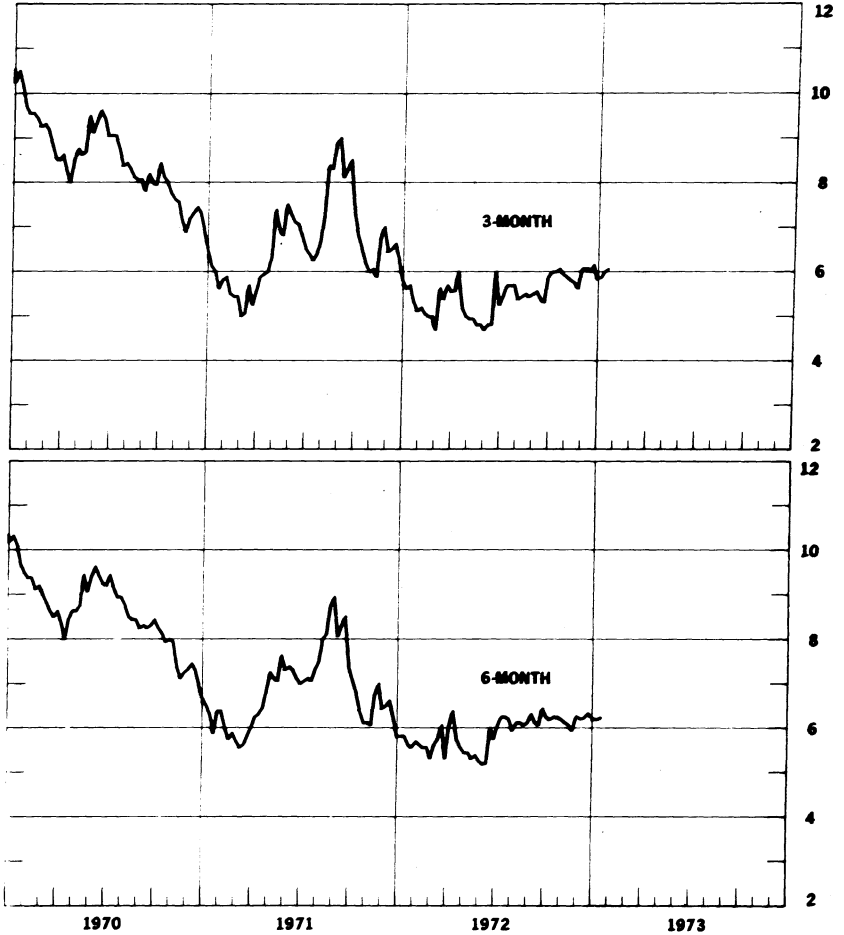
** July 1 - changed to 7-Day Euro-Dollar

Chart 6B

LONDON: EURO-DOLLAR DEPOSIT RATES

Friday figures

Per cent per annum

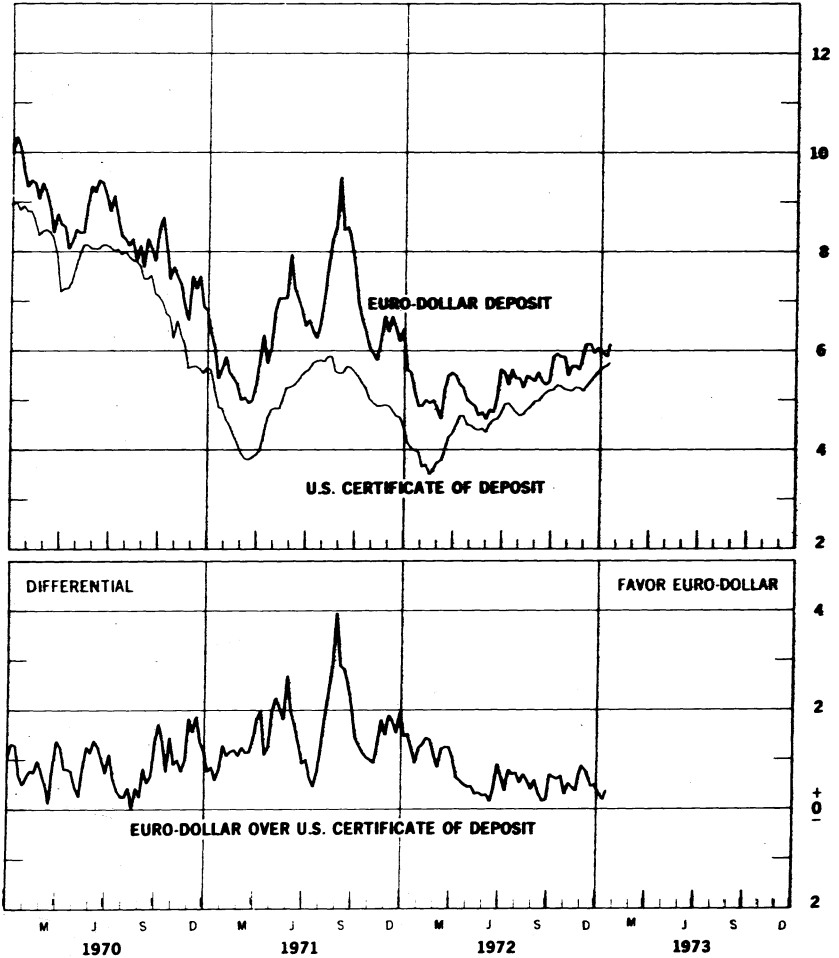


NEW YORK-LONDON: YIELDS ON U.S. DOLLAR FUNDS

3-MONTH DOLLAR DEPOSIT RATES—SECONDARY MARKET

Wednesday figures

Per cent per annum

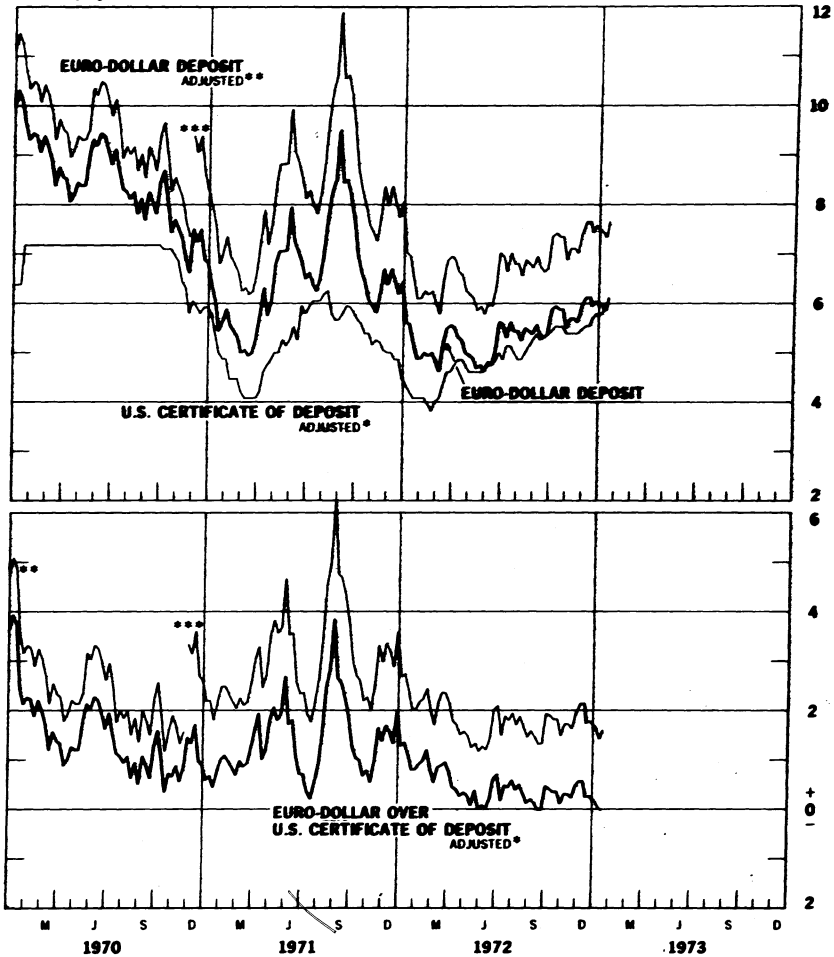


NEW YORK-LONDON: COST OF U.S. DOLLAR FUNDS

3-MONTH DOLLAR DEPOSIT RATES—PRIMARY MARKET

Wednesday figures

Per cent per annum



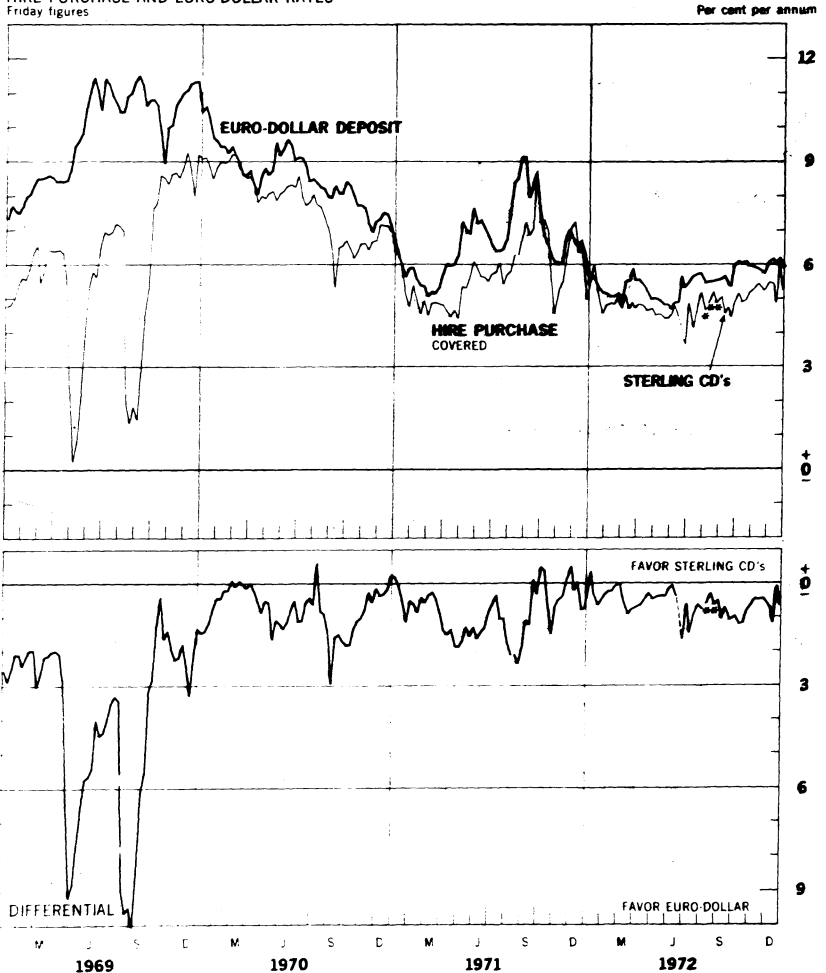
- * Adjusted for Reserve Requirement
- ** Adjusted for 10% Marginal Reserve Requirement
- *** Adjusted for 20% Marginal Reserve Requirement

17

Chart BA

LONDON: COVERED YIELDS ON U.S. DOLLAR FUNDS

HIRE PURCHASE AND EURO-DOLLAR RATES
Friday figures



* Hire Purchase temporarily suspended as of August 11
 ** Sterling Certificates of Deposit suspended as of August 11

Chart 88

LONDON: COVERED YIELDS ON U.S. DOLLAR FUNDS

LOCAL AUTHORITY AND EURO-DOLLAR RATES

Friday figures

Per cent per annum

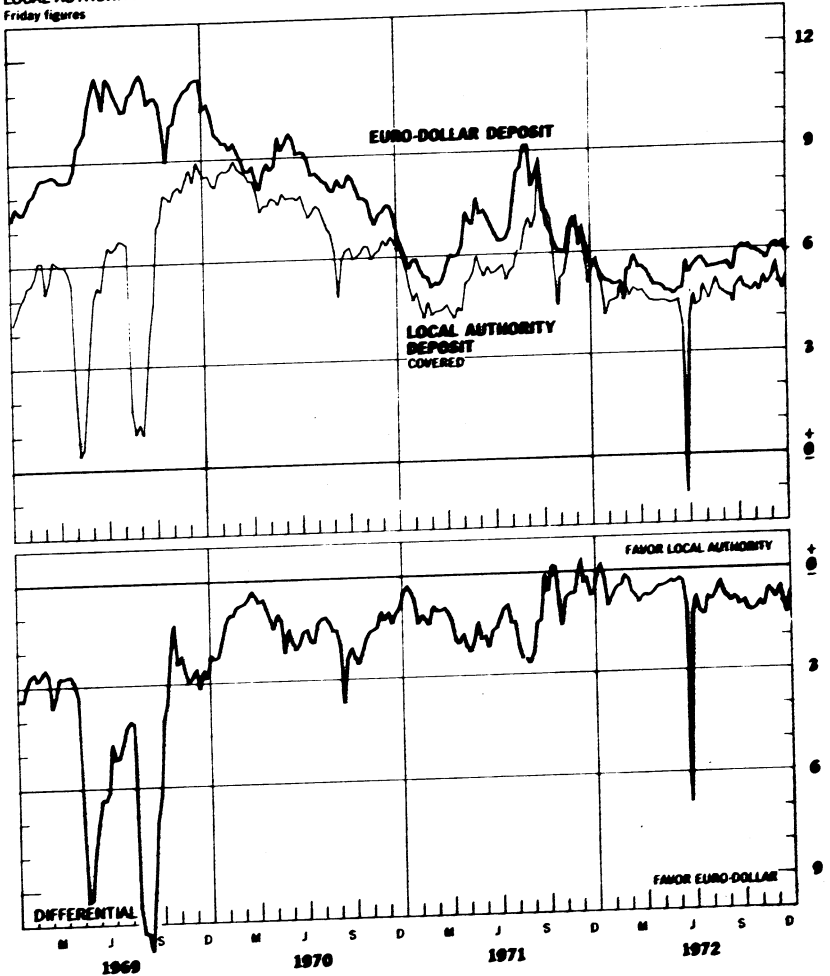
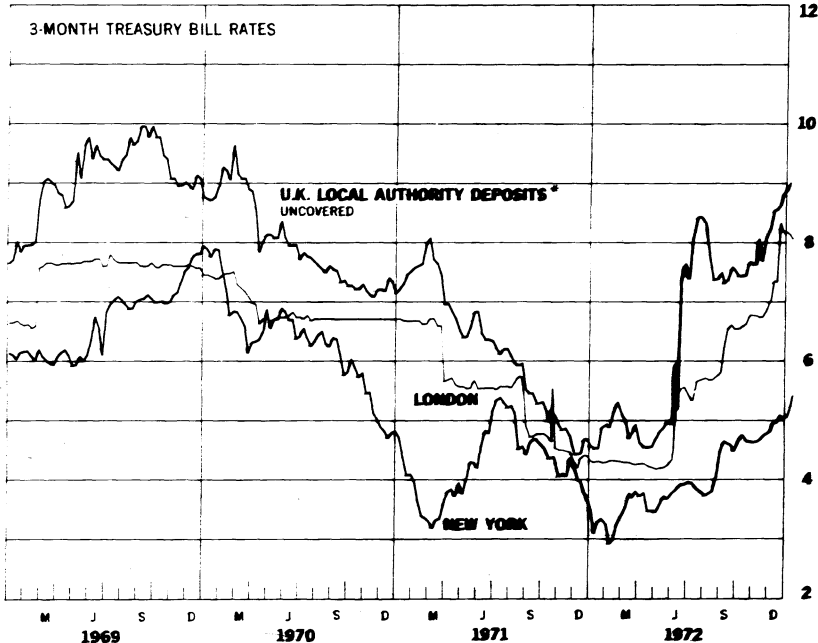


Chart 9A

INTEREST ARBITRAGE: UNITED STATES AND UNITED KINGDOM

Friday figures

Per cent per annum



* Plotted for comparison purposes

Chart 9B

INTEREST ARBITRAGE: UNITED STATES AND UNITED KINGDOM

Friday figures

Per cent per annum

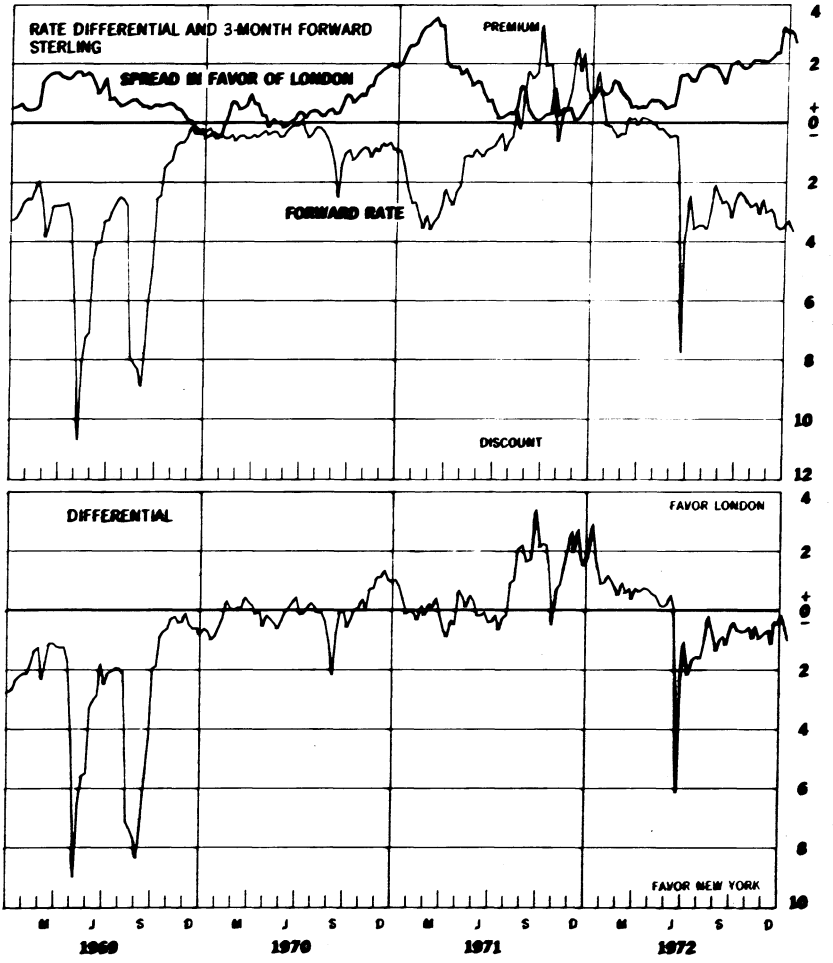


Chart 10A

3-MONTH FUNDS INTEREST ARBITRAGE: EURO-DOLLAR - GERMAN MARK

FRANKFURT INTERBANK LOAN RATE VS. LONDON EURO-DOLLAR RATE

Wednesday rates

Per cent per annum

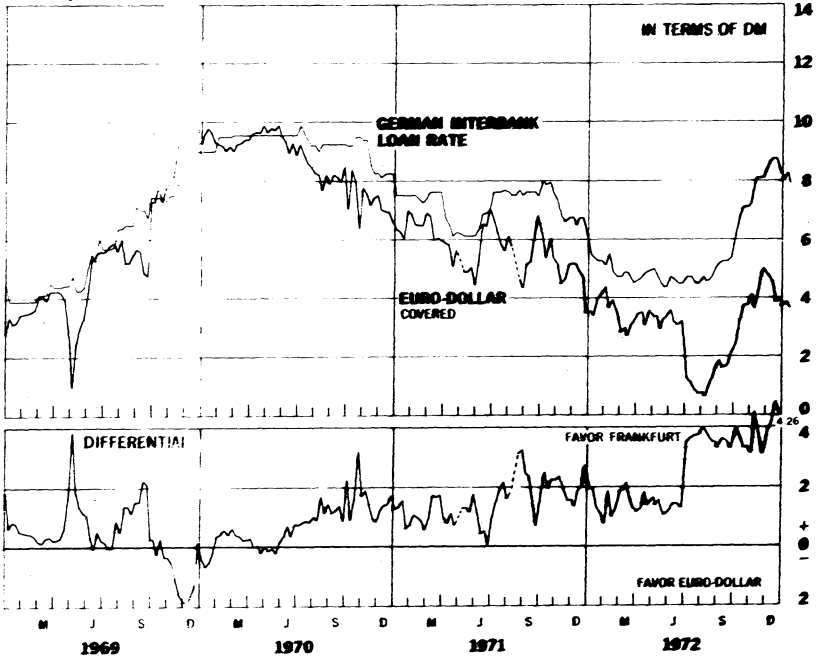


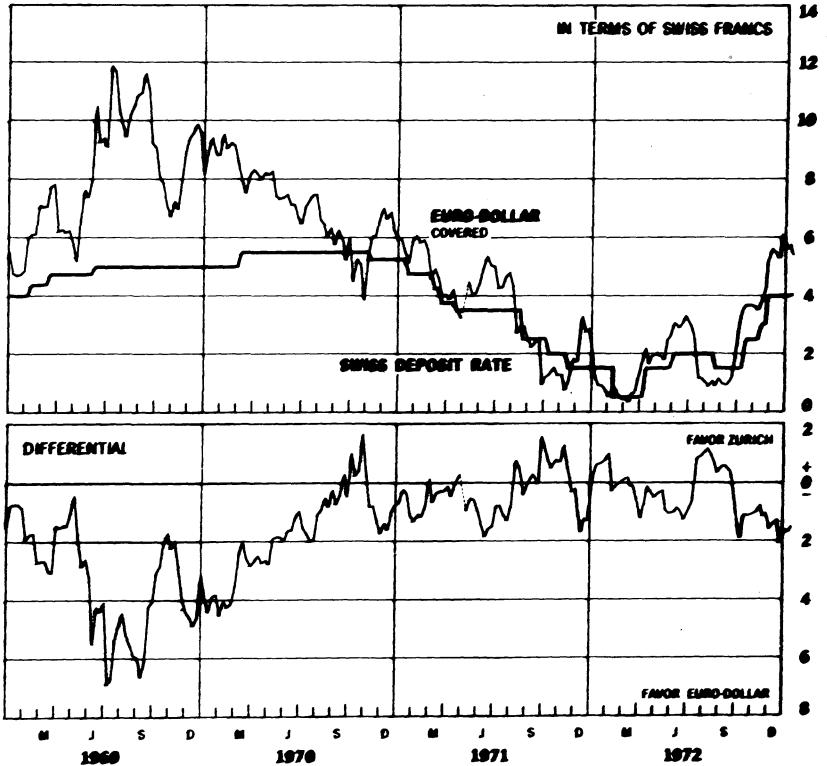
Chart 108

3-MONTH FUNDS INTEREST ARBITRAGE: EURO-DOLLAR - SWISS FRANC

ZURICH DEPOSIT RATE VS. LONDON EURO-DOLLAR RATE

Wednesday rates

Per cent per annum



--- No quotation

24

Chart 11

3-MONTH INTEREST ARBITRAGE: UNITED STATES - CANADA

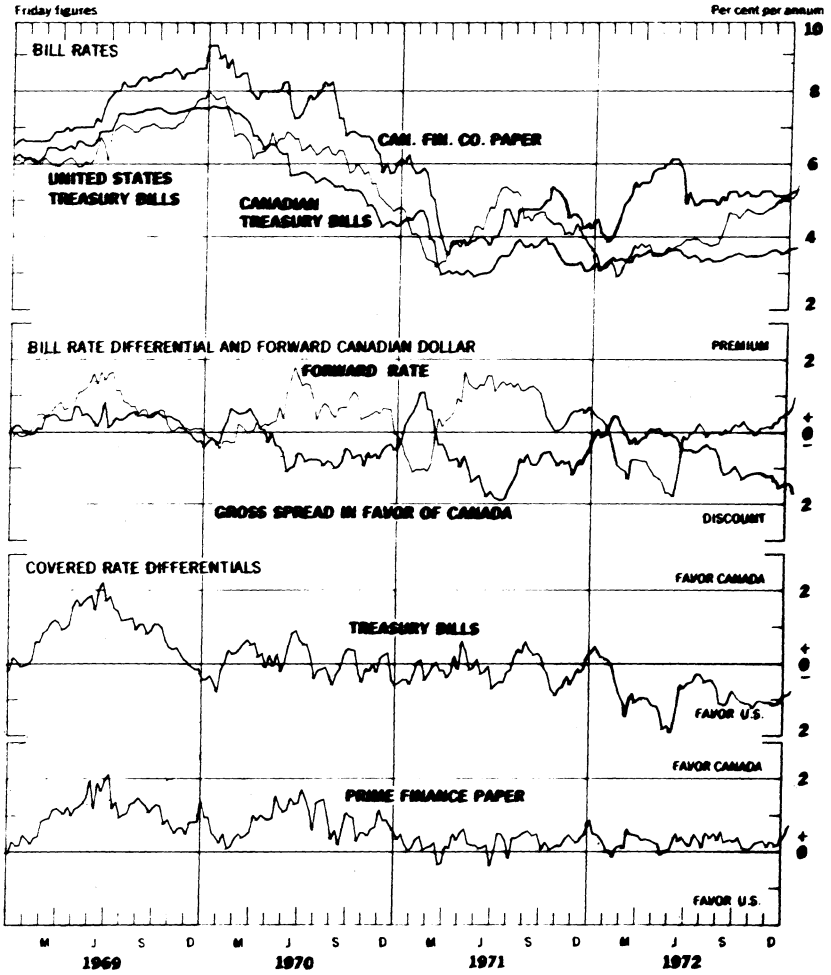
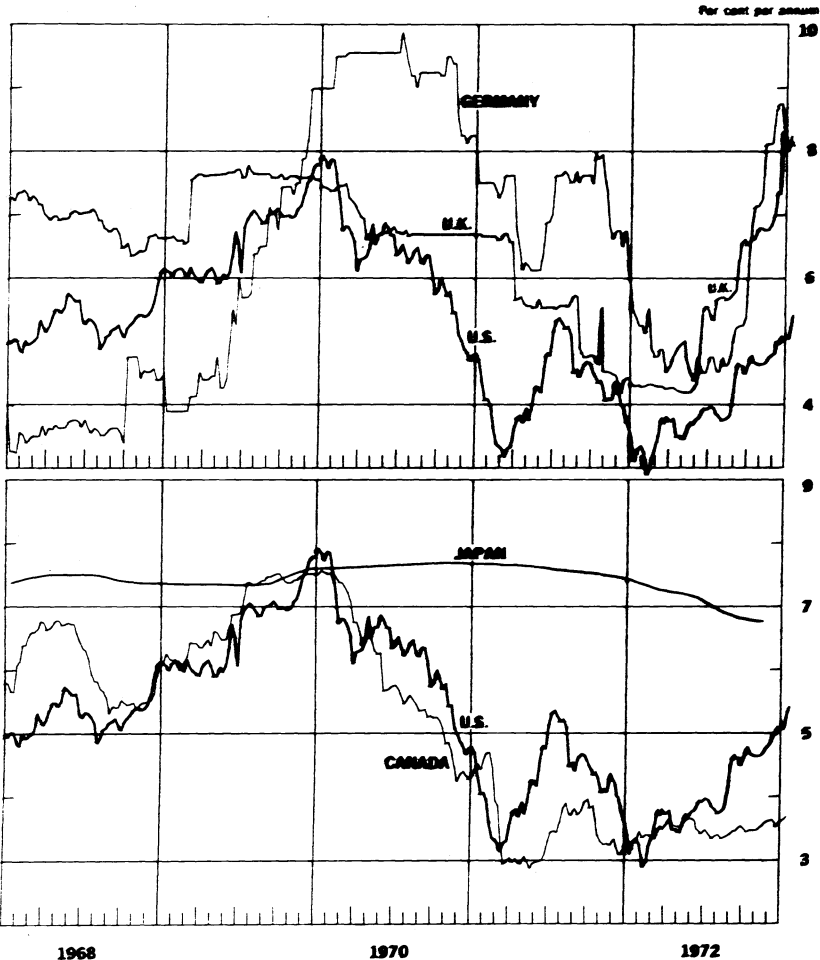


Chart 12A

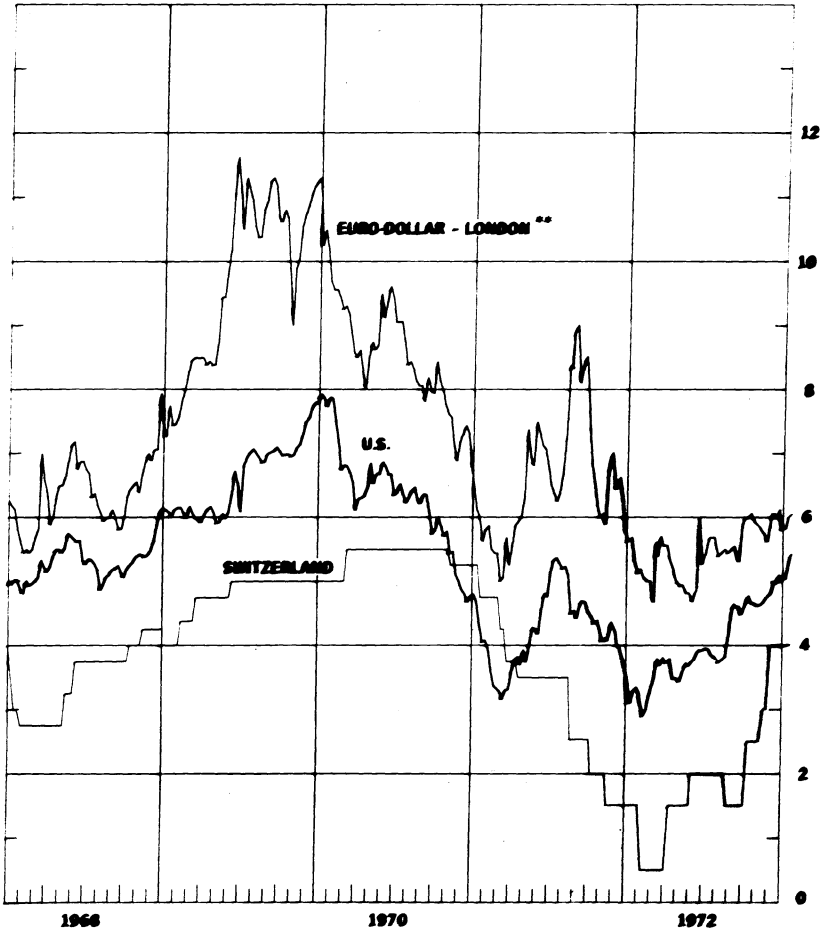
SELECTED SHORT-TERM INTEREST RATES*



* 3 month treasury bill rates for all countries except Japan (Average rate on bank loans and discounts) and Germany (Interbank Loan Rate)

SELECTED SHORT-TERM INTEREST RATES*

Per cent per annum



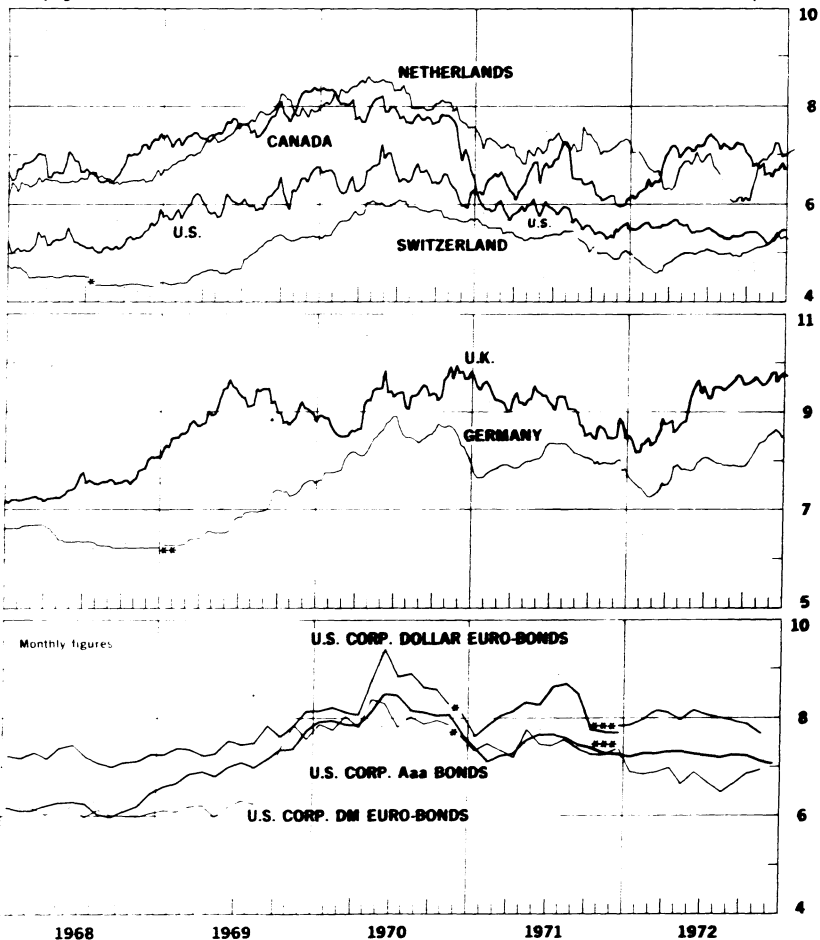
* 3-month treasury bill rate for U.S., Switzerland—3-month deposit rate.
** 3-month rate for U.S. dollar deposits in London.

Chart 13

LONG-TERM BOND YIELDS

Weekly figures

Per cent per annum



* New series for Switzerland starts 8.2.68. U.S. Corp. Dollar Euro-Bonds and U.S. Corp. DM Euro-Bonds starts 12.70.

** New Average yield of all German P.A. Bonds begins 1.7.69

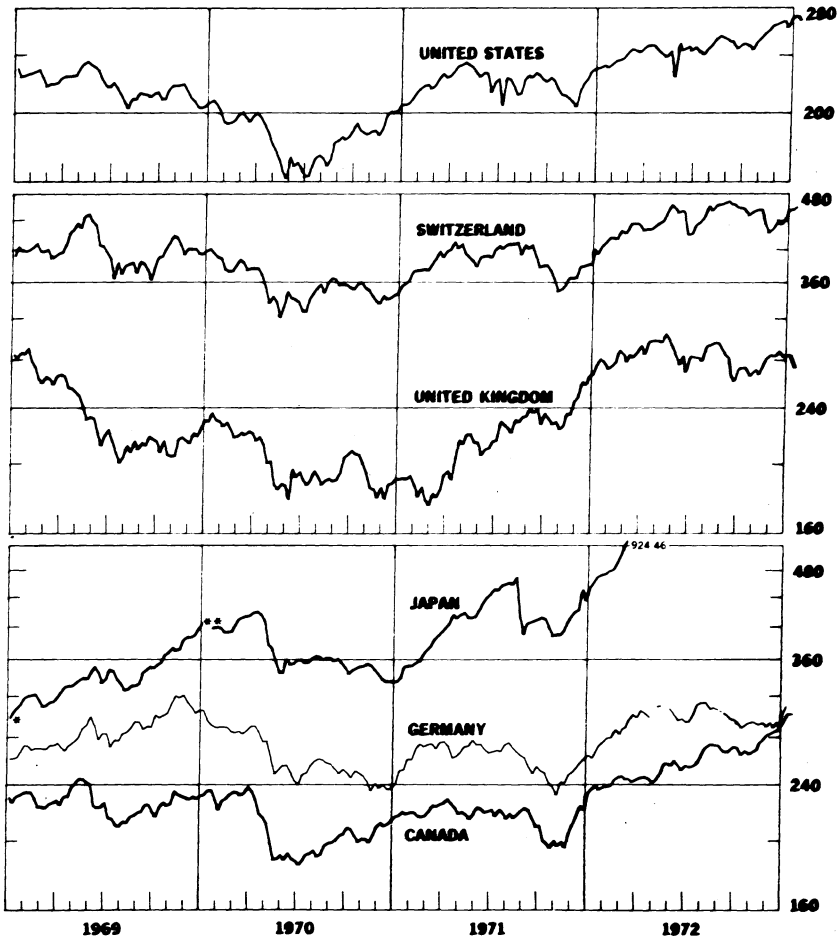
*** New series F starts 12.71

26

CHART 14

INDUSTRIAL STOCK INDEXES

1958=100
Ratio scale



* Japan index of 225 industrial and other stocks traded on Tokyo exchange.

** Japan index of all industrial and other stocks traded on the first section of the Tokyo Stock Exchange.

29
January 24, 1973

H. 13
No. 594

IV. SELECTED CENTRAL BANK DISCOUNT RATES

Country	Current Rate	In Effect Since	Previous Rate	In Effect Since
E.E.C.:				
Belgium	5.0	Dec. 21, 1972	4.5	Nov. 22, 1972
France	7.50	Nov. 30, 1972	6.50	Nov. 2, 1972
Germany	5.00	Jan 12, 1973	4.5	Nov. 30, 1972
Italy	4.0	April 10, 1972	4.5	Oct. 14, 1972
Netherlands	4.0	November 3, '72	3.0	Sept. 8, 1972
**United Kingdom	8.75	Jan. 19, 1973	9.0	Dec. 22, 1972
Switzerland	3.75	Sept. 15, 1972	3.0	July 10, 1972
Canada	4.75	Oct. 25, 1971	5.25	Feb. 24, 1971
Japan	4.25	June 24, 1972	4.75	April 29, 1971
United States	5.00	Jan. 15, 1973	4.50	Dec. 13, 1971

**Effective October 13, 1972, the Bank of England replaced its traditional Bank Rate with a fluctuating "minimum lending rate" based on average Treasury bill tender rate. January 19, 1973...8.75

LATEST FIGURES PLOTTED ON THE CHARTS

Chart	Panel	Series	Date	Rate
1A	Upper	Swiss franc	Jan. 19	+2,090
		U.K. pound Actual Rate	"	235.20
	Lower	French franc	"	+0,488
		Japanese yen	"	+1,954
1B	Upper	Belgian franc	"	+1,129
		Italian lire	"	-0,953
	Lower	Canadian dollar Actual Rate	"	100.04
		German mark	"	+0,552
		Dutch guilder	"	+0,527
2A		German mark	"	+2,50
		Swiss franc	"	+0,78
		U.K. pound	"	-3,52
2B	Upper	Dutch guilder	"	+1,64
		Canadian dollar	"	+0,85
		French franc	"	-1,63
	Lower	Japanese yen	"	N.A.
3A		German mark	"	+5,95
		U.S. dollar	"	+3,03
3B		Swiss franc	"	+3,10
		French franc	"	+1,95
4		Gold price, U.S. dollar per ounce	"	64.65
5A	Upper	Overnight Euro-S deposits	Jan. 17	5.73
		Federal Funds	"	5.86
	Middle	Differential	"	-0.13
	Lower	Euro-currencies		
		Euro Dtl	"	1.81
	Euro Swiss Fr.	"	4.00	
5B	Upper	Japan, Unconditional Money	Dec. 29	4.88
		U.K., 2-day Local Author. Depts	Dec. 29	7.94
		Canada, Day-to-day Loans	Jan. 17	7.81
	Lower	France, Day-to-Day Money	Jan. 12	7.00
		Germany, Call Money	Jan. 19	3.00
		Netherlands, Call Money	Jan. 12	4.38

Chart	Panel	Series	Date	Rate
6A		Euro-\$ 7-Day Rate	Jan. 19	5.75
		Euro-\$ 1-month Rate	"	6.19
6B		Euro-\$ 3-month Rate	"	6.06
		Euro-\$ 6-month Rate	"	6.25
7A	Upper	Euro-\$ 3-month Deposits	Jan. 17	6.12
		U.S. Certificate of Deposits	"	5.75
	Lower	Differential	"	+0.37
7B	Upper	Euro-\$ 3-month Deposits	"	6.12
		Euro-\$ 3-month Deposits (Adj.)	"	7.65
		U.S. Certificate of Deposits (Adj.)	"	6.05
	Lower	Differential: on Adj. Euro-\$ Deposits	"	+1.60
		on Unadj. Euro-\$ Deposits	"	-0.07
8A	Upper	Euro-\$ 3-month Deposits	Dec. 29 Jan. 5	5.91 5.94
		Hire Purchase Deposits (covered)	Dec. 29	5.25
	Lower	Differential	Dec. 29	-0.66
8B	Upper	Euro-\$ 3-month Deposits	Jan. 5	5.94
		Local Authority Deposits (covered)	Dec. 29	5.19
	Lower	Differential	"	-0.72
9A		U.S. Treasury Bill rate	Jan. 19	5.42
		U.K. Treasury Bill rate	"	8.08
		Local Authority Deposit (uncovered)	Jan. 12	9.00r
9B	Upper	Spread (+/- favor London)	Jan. 19	+2.66
		3-month Forward Pound	"	-3.66
	Lower	Net Incentive (+/- favor London)	"	-1.00

32
3

IV - 4

Chart	Panel	Series	Date	Rate
10A	Upper	Euro-\$ Deposits (covered)	Jan. 17	3.62
		German Interbank Loan rate	"	7.88
	Lower	Differential	"	+4.26
10B	Upper	Euro-\$ Deposits (covered)	"	5.38
		Swiss Deposit rate	Jan. 17	4.00p
	Lower	Differential	Jan. 10	-1.38
11	Upper	Canadian Finance Paper	Jan. 19	5.31
		U.S. Treasury Bill rate	"	5.42
		Canadian Treasury Bill rate	"	3.69
		U.S. Prime Finance paper (not plotted)	"	5.50
	Second	Bill rate differential	"	-1.73
		Forward Canadian dollar	"	+0.96
	Third	Net incentive on bills	"	-0.77
	Bottom	Net incentive on Finance Paper	"	+0.73
12A	Upper	U.K. Treasury Bill rate	Jan. 19	8.08
		U.S. Treasury Bill rate		5.42
		German Interbank Loan rate	Jan. 10	8.25
	Lower	Japanese Average rate	November	6.751
		Canadian Treasury Bill rate	Jan. 19	3.69
		U.S. Treasury Bill rate	"	5.42
12B		Euro-\$ Deposits	"	6.06
		Swiss 3-month Deposit rate	"	4.00p
		U.S. Treasury Bill rate	"	5.42

Chart	Panel	Series	Date	Rate
13	Upper	Netherlands	Jan. 12	7.08
		Canada	Dec. 27	6.71
		United States	Dec. 27	5.47
		Switzerland	Dec. 29 Jan. 5	5.32 5.25
	Middle	Germany	Dec. 29	8.50
		United Kingdom	Jan. 5	9.74
	Lower	U.S. Corp. Dollar Euro-bonds	Series F November	7.68
		U.S. Corp. DM Euro-bonds	Series F November	6.94
		U.S. Corp. Aaa bonds	December	7.08
14	Upper	Switzerland	Jan. 12 Jan. 19	455.5 459.1
		* Germany	Jan. 5 Jan. 15	300.4 309.2
		United States	Jan. 19	269.65
		Middle	United Kingdom	"
	Canada		Jan. 11 Jan. 18	300.70 300.69
	Lower	** Japan	Jan. 15	924.46
		United States	Jan. 19	269.65

* New -- Average yield of ALL German Public Authorities bonds made as of banking key days.

** Beginning week ended September 5, 1970, the Japanese index plotted is that of all industrial and other stocks on the First Section of the Tokyo Stock Exchange.