

1
B.G.W. ...
H.B.

SELECTED INTEREST & EXCHANGE RATES FOR MAJOR COUNTRIES & THE U.S.

WEEKLY SERIES OF CHARTS

BOARD OF GOVERNORS OF THE FEDERAL RESERVE SYSTEM

TABLE OF CONTENTS

PART I. EXCHANGE RATES AND GOLD PRICES

- Chart 1A and B - Spot Exchange Rates, Major Currencies against U.S. Dollar
- Chart 2A and B - 3-Month Forward Exchange Rates, Major Currencies against U.S. Dollar
- Chart 3A and B - 3-Month Forward Exchange Rates, Major Currencies against U.K. Pound
- Chart 4 - Gold Price in London

PART II. SHORT-TERM INTEREST RATES

- Chart 5 - Call Money Rates
- Chart 6A and B - London: Euro-\$ Deposit Rates
- Chart 7A and B - New York - London: Yields on U.S. Dollar Funds
- Chart 8A and B - London: Covered Yields on U.S. Dollar Funds
- Chart 9A and B - Interest Arbitrage: United States-United Kingdom
- Chart 10A and B - Interest Arbitrage: U.S.-Germany and U.S.-Switzerland
- Chart 11 - Interest Arbitrage: United States-Canada
- Chart 12A and B - Selected Short-term Interest Rates

PART III. LONG-TERM INTEREST RATES AND STOCK INDICES

- Chart 13 - Long-Term Bond Yields
- Chart 14 - Industrial Stock Indices

PART IV. SELECTED CENTRAL BANK DISCOUNT RATES AND LATEST FIGURES PLOTTED ON THE CHARTS

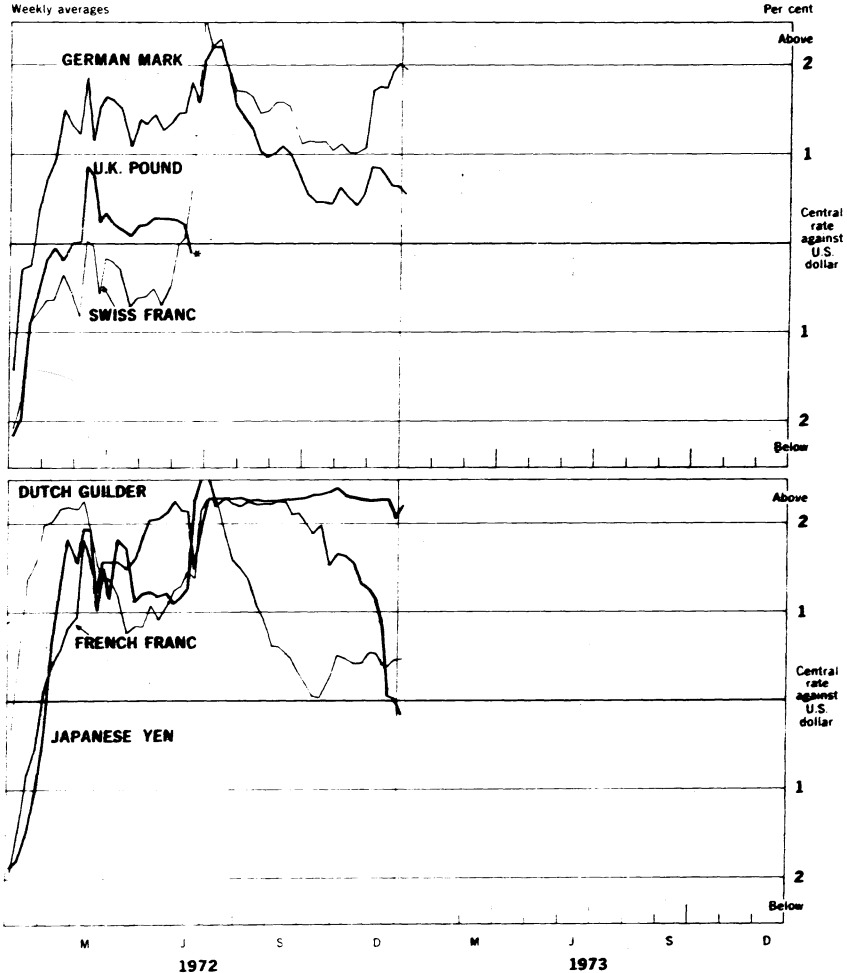
NOTE: This series is a continuation of the **CAPITAL MARKETS DEVELOPMENTS ABROAD**, which was published under that title through December 31, 1968. The changes in the format and order of the charts are explained in the Supplement to the series, which accompanied issue dated January 1, 1969. All series and their sources are fully described in a Supplement dated January 1, 1972.

3

Chart 1A

SPOT EXCHANGE RATES - MAJOR CURRENCIES AGAINST U.S. DOLLAR

Weekly averages

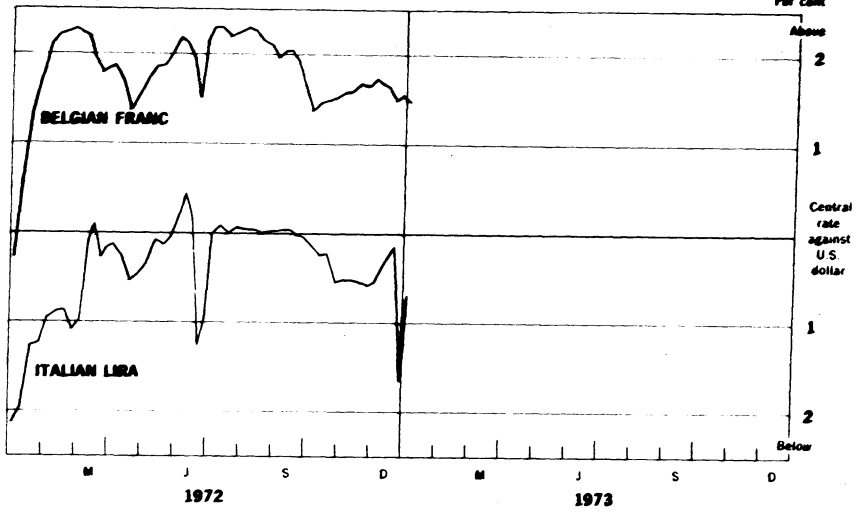


* Pound floated June 23, 1972

Chart 18

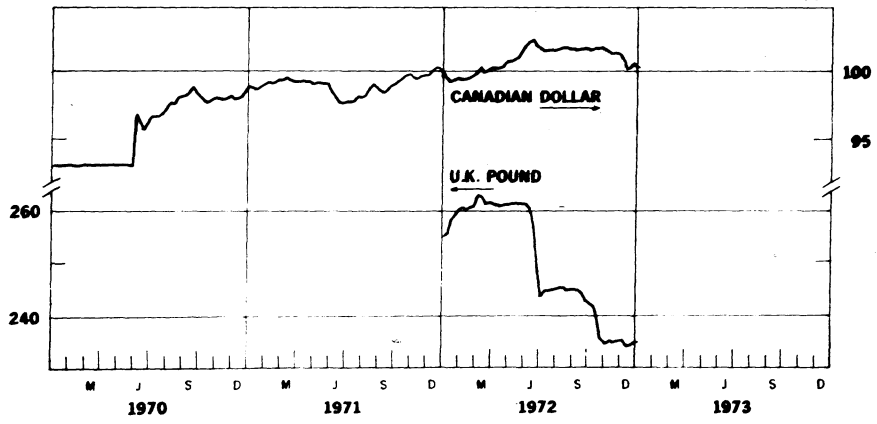
SPOT EXCHANGE RATE - MAJOR CURRENCIES AGAINST U.S. DOLLAR

Weekly averages



Ratio scale, U.S. cents

Ratio scale, U.S. cents

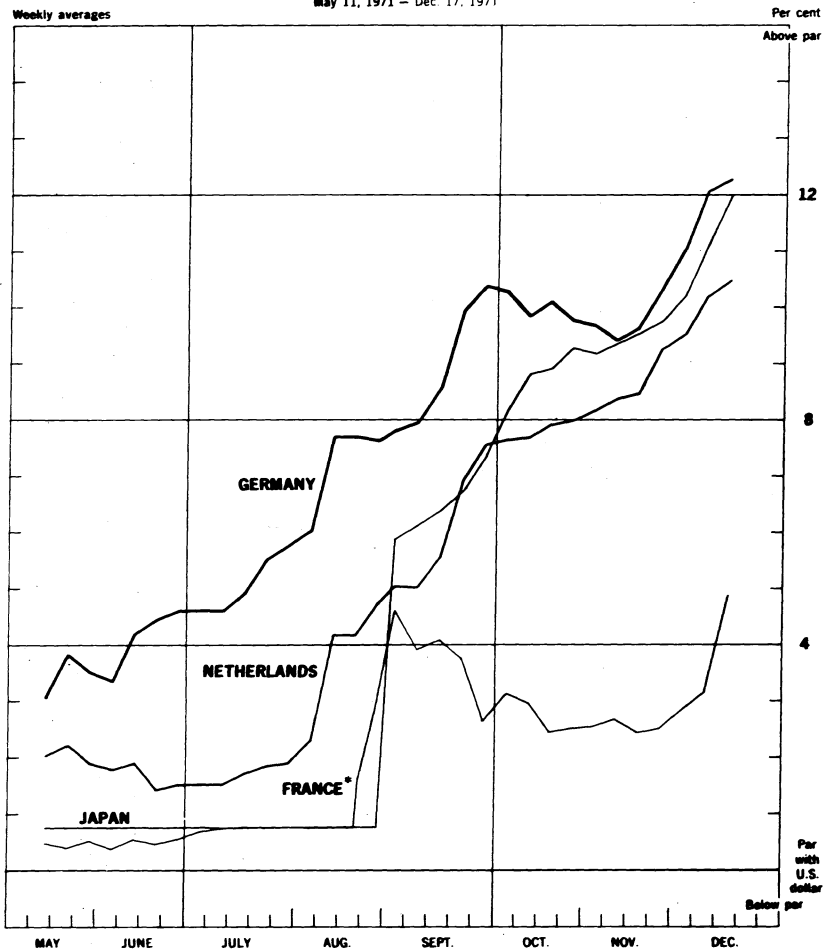


57
Chart 1C

SPOT EXCHANGE RATES - MAJOR CURRENCIES AGAINST U.S. DOLLAR

May 11, 1971 - Dec. 17, 1971

Weekly averages



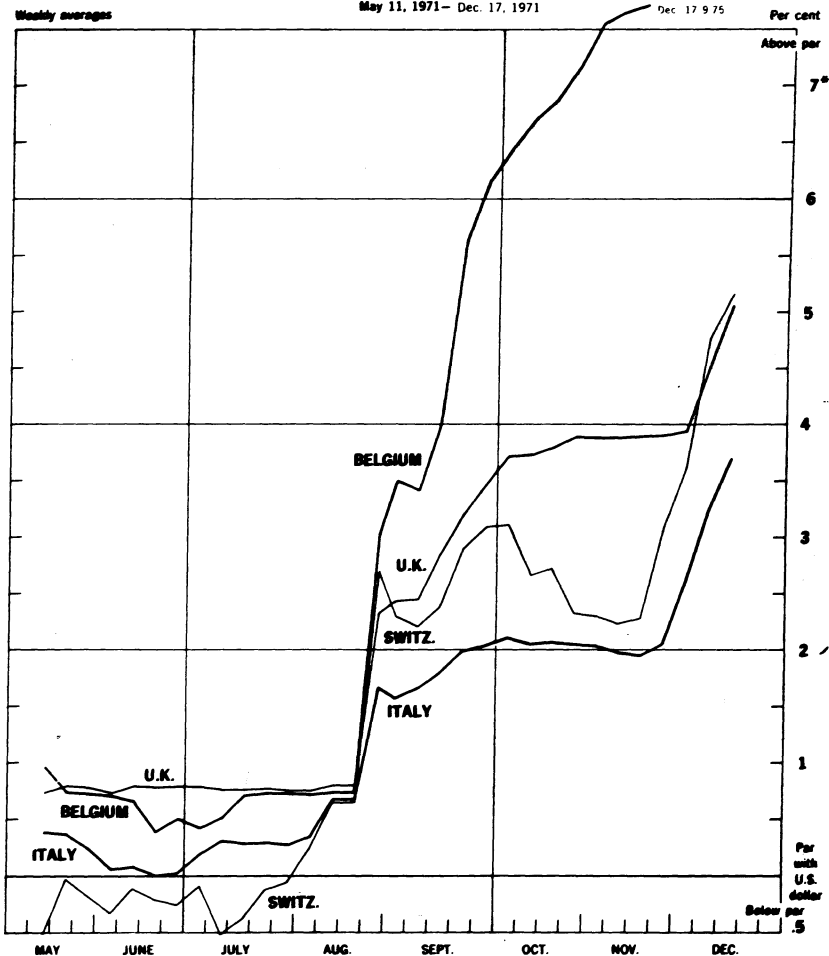
* Financial franc

SPOT EXCHANGE RATES - MAJOR CURRENCIES AGAINST U.S. DOLLAR

Weekly averages

May 11, 1971 - Dec. 17, 1971

Dec 17 9 75



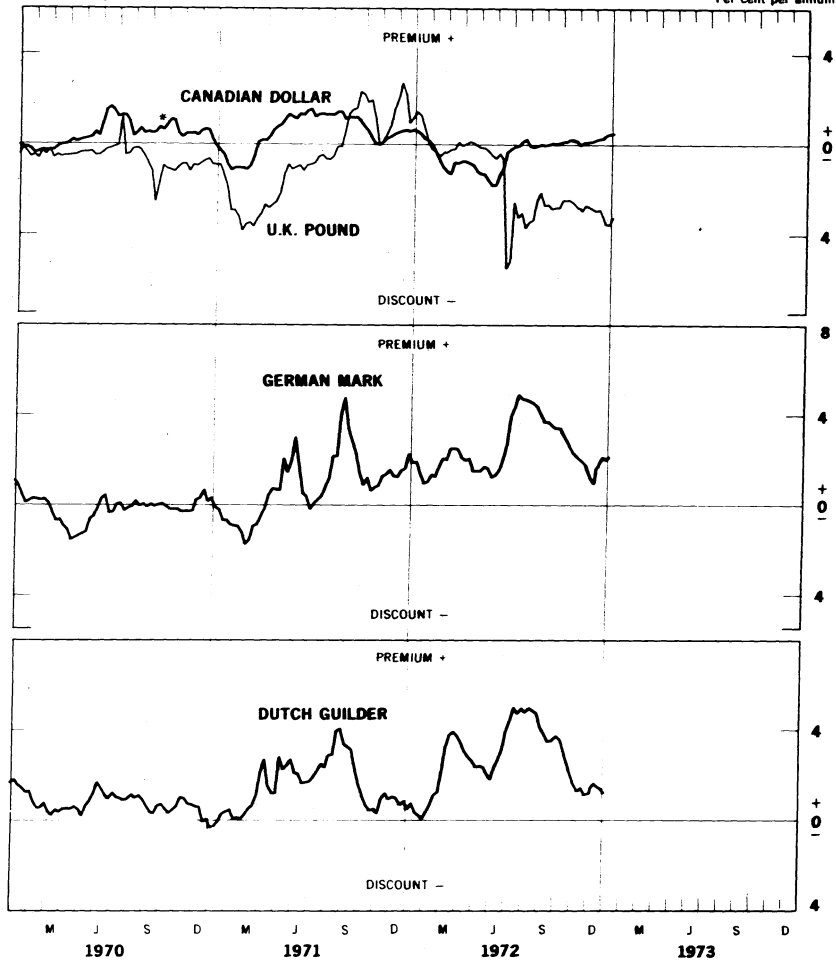
* For clarity the vertical scale is double that used in 1C

7
Chart 2A

3-MONTH FORWARD EXCHANGE - MAJOR CURRENCES AGAINST U.S. DOLLAR

Weekly averages

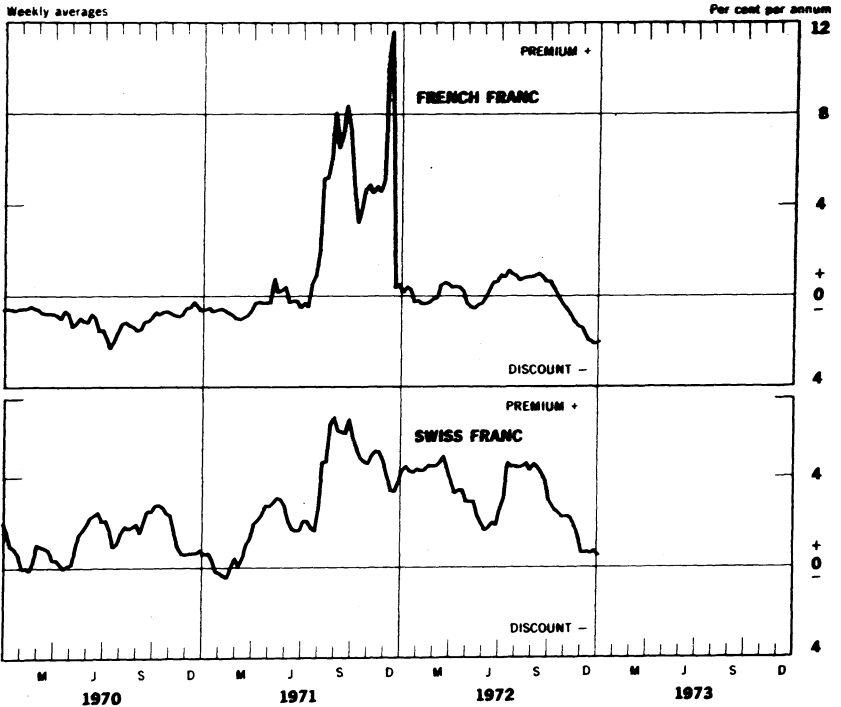
Per cent per annum



* Canadian Dollar Rate not supported by Bank of Canada

Chart 2B

3-MONTH FORWARD EXCHANGE - MAJOR CURRENCES AGAINST U.S. DOLLAR



3-MONTH FORWARD EXCHANGE - MAJOR CURRENCIES AGAINST U.K. POUND

Friday figures

Per cent per annum

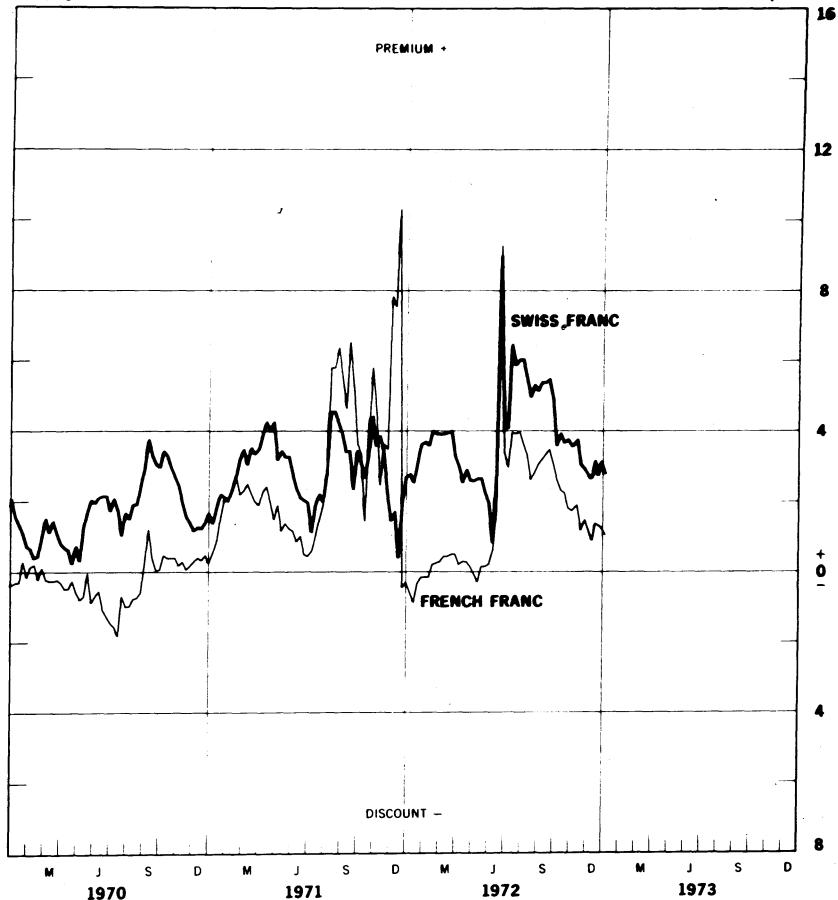
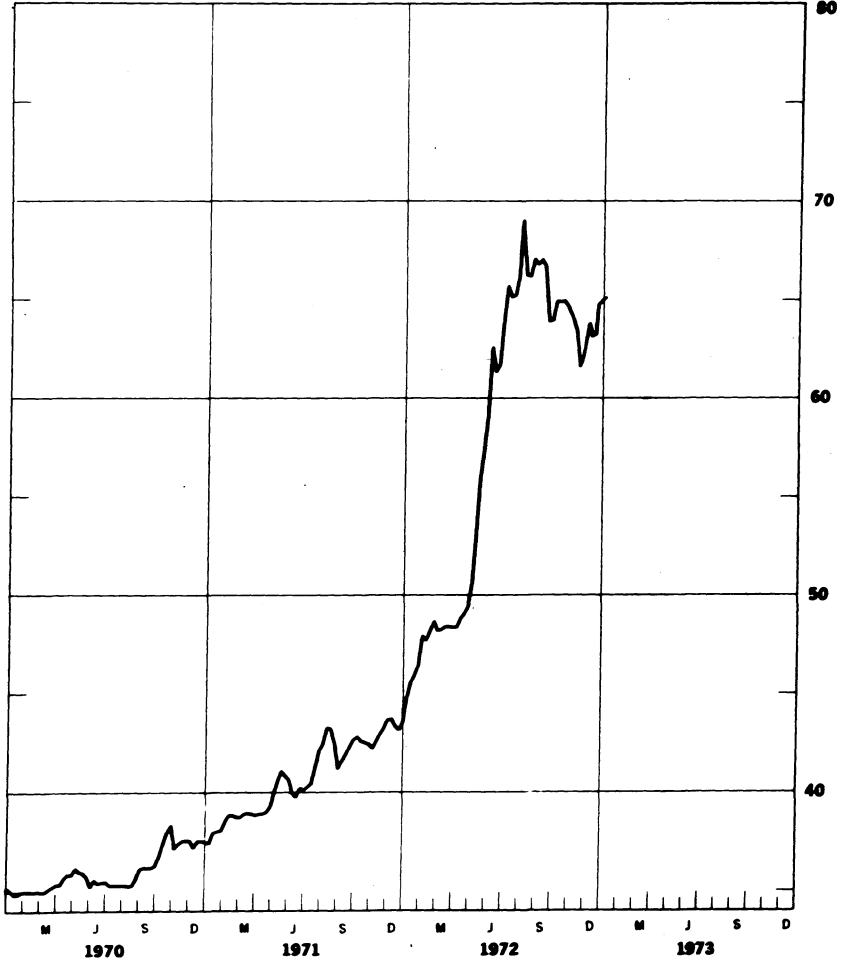


Chart 4

GOLD PRICE IN LONDON, 12.5 Kg BARS

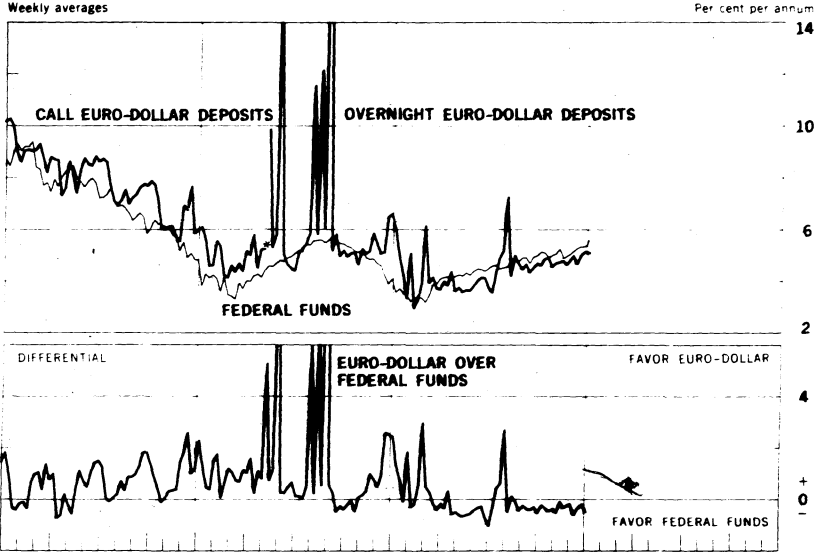
Week's average of afternoon fixings

U.S. dollar equivalent per fine ounce

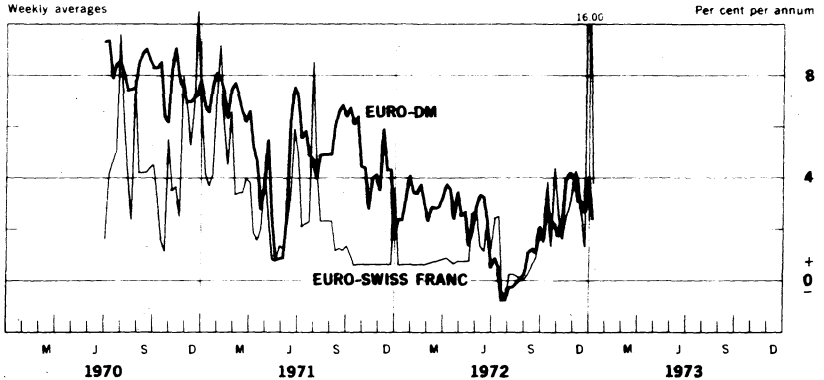


CALL MONEY RATES

DOLLAR FUNDS
Weekly averages



EURO-CURRENCIES
Weekly averages



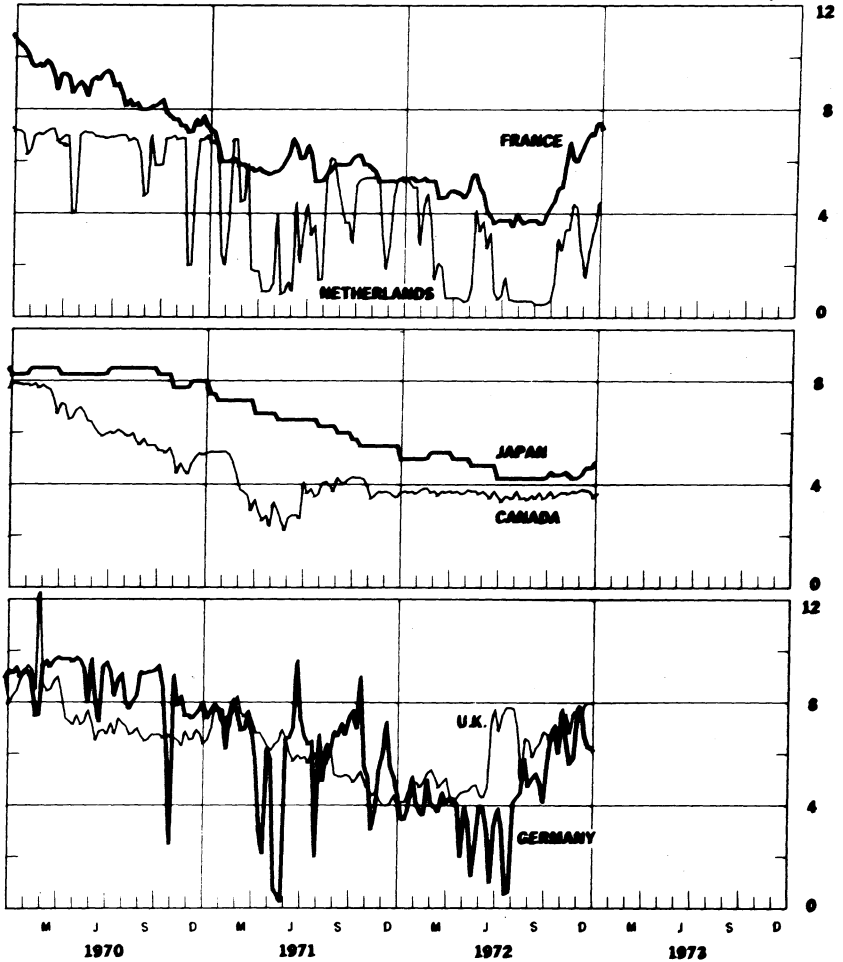
* Changed from CALL to OVERNIGHT Euro-dollar deposits, May 10, 1971

CALL MONEY RATES

SELECTED FOREIGN AND EEC CURRENCIES

Friday figures

Per cent per annum

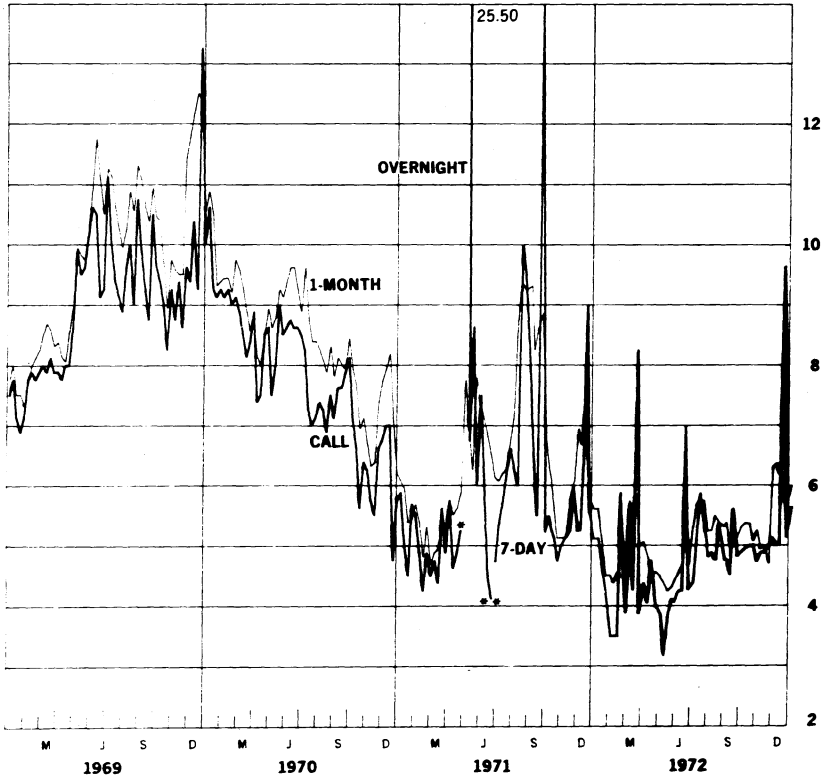


France, Day-to-day Money; Netherlands, Call Money, weekly average; Japan, Unconditional Money;
 Canada, Day-to-day Loans, weekly average; Germany, Call Money; U.K., 2-day Local Authority Deposits.

LONDON: EURO-DOLLAR DEPOSIT RATES

Friday figures

Per cent per annum



* May 12/71—changed to Overnight Euro-Dollar Deposits

** July 1—changed to 7-Day Euro Dollar

Chart 6B

LONDON: EURO-DOLLAR DEPOSIT RATES

Friday figures

Per cent per annum

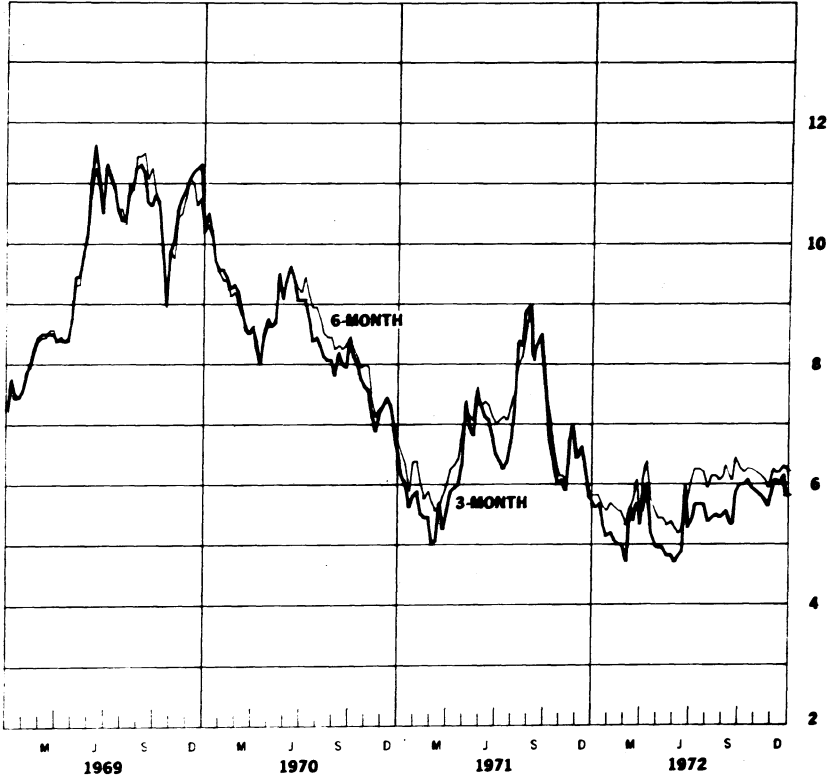


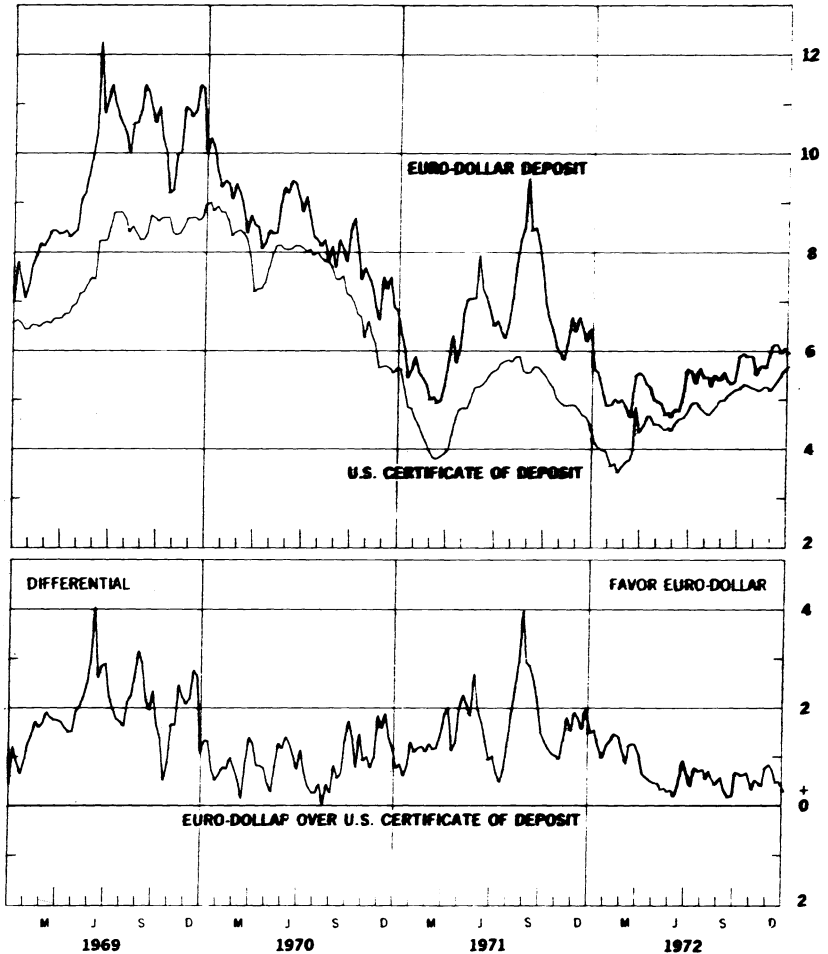
Chart 7A

NEW YORK-LONDON: YIELDS ON U.S. DOLLAR FUNDS

3-MONTH DOLLAR DEPOSIT RATES—SECONDARY MARKET

Wednesday figures

Per cent per annum

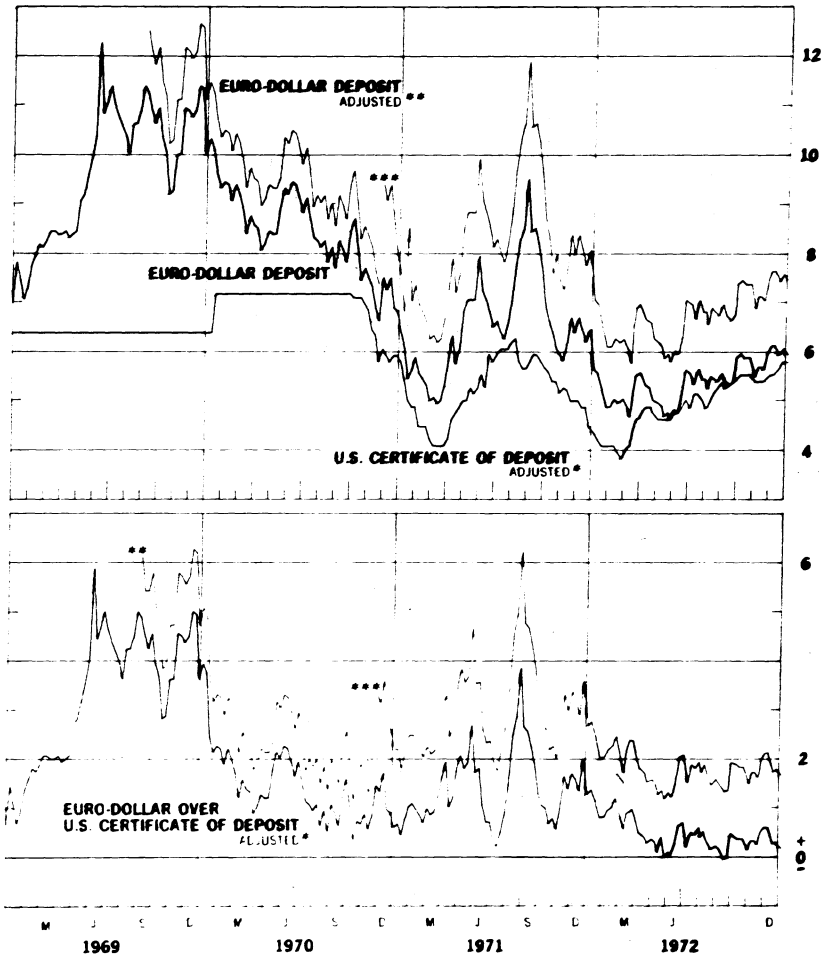


NEW YORK-LONDON: COST OF U.S. DOLLAR FUNDS

3-MONTH DOLLAR DEPOSIT RATES—PRIMARY MARKET

Wednesday figures

Per cent per annum



- * Adjusted for Reserve Requirement
- ** Adjusted for 10% Marginal Reserve Requirement
- *** Adjusted for 20% Marginal Reserve Requirement

18

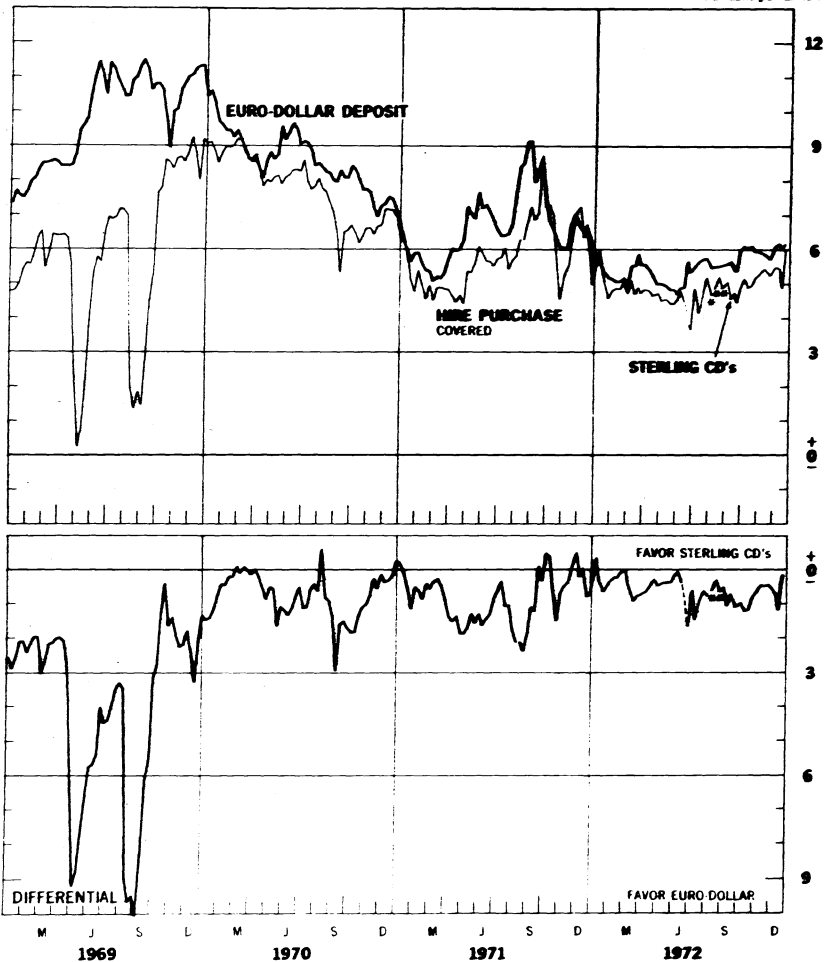
Chart 8A

LONDON: COVERED YIELDS ON U.S. DOLLAR FUNDS

HIRE PURCHASE AND EURO-DOLLAR RATES

Friday figures

Per cent per annum



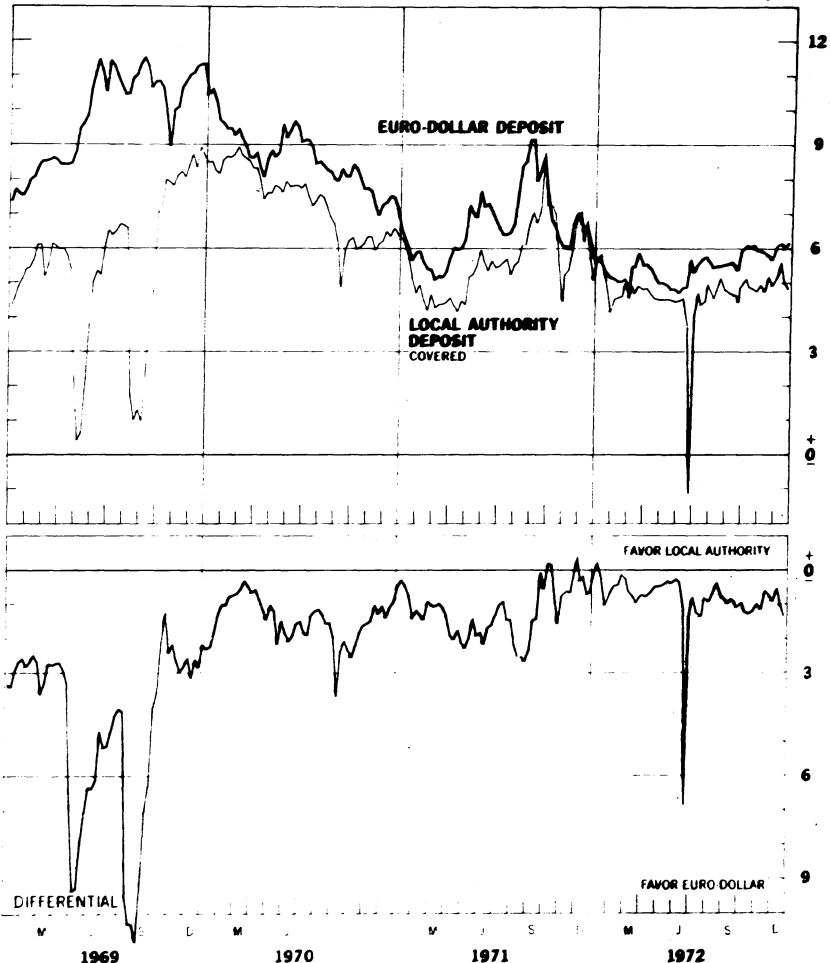
* Hire Purchase temporarily suspended as of August 11
 ** Sterling Certificates of Deposit started as of August 11

LONDON: COVERED YIELDS ON U.S. DOLLAR FUNDS

LOCAL AUTHORITY AND EURO-DOLLAR RATES

Friday figures

Per cent per annum



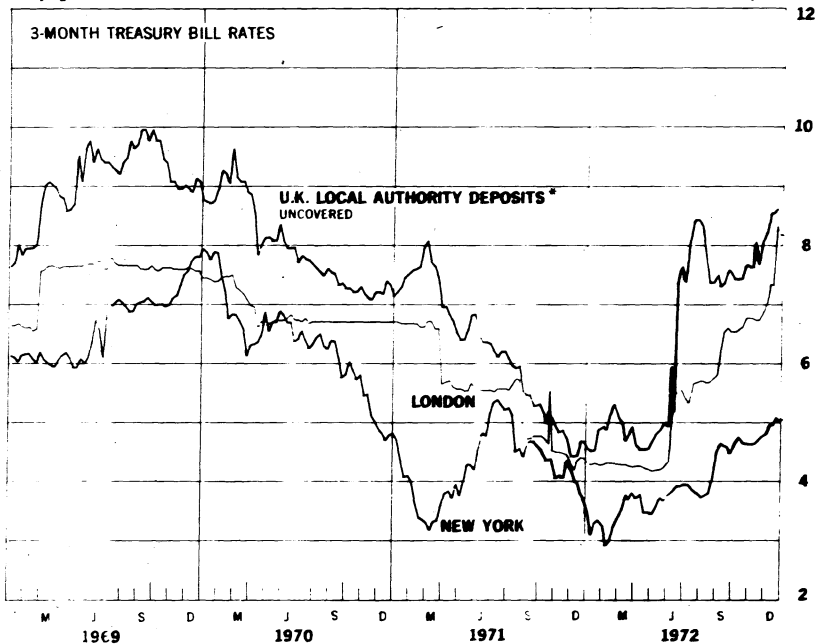
20

Chart 9A

INTEREST ARBITRAGE: UNITED STATES AND UNITED KINGDOM

Friday figures

Per cent per annum



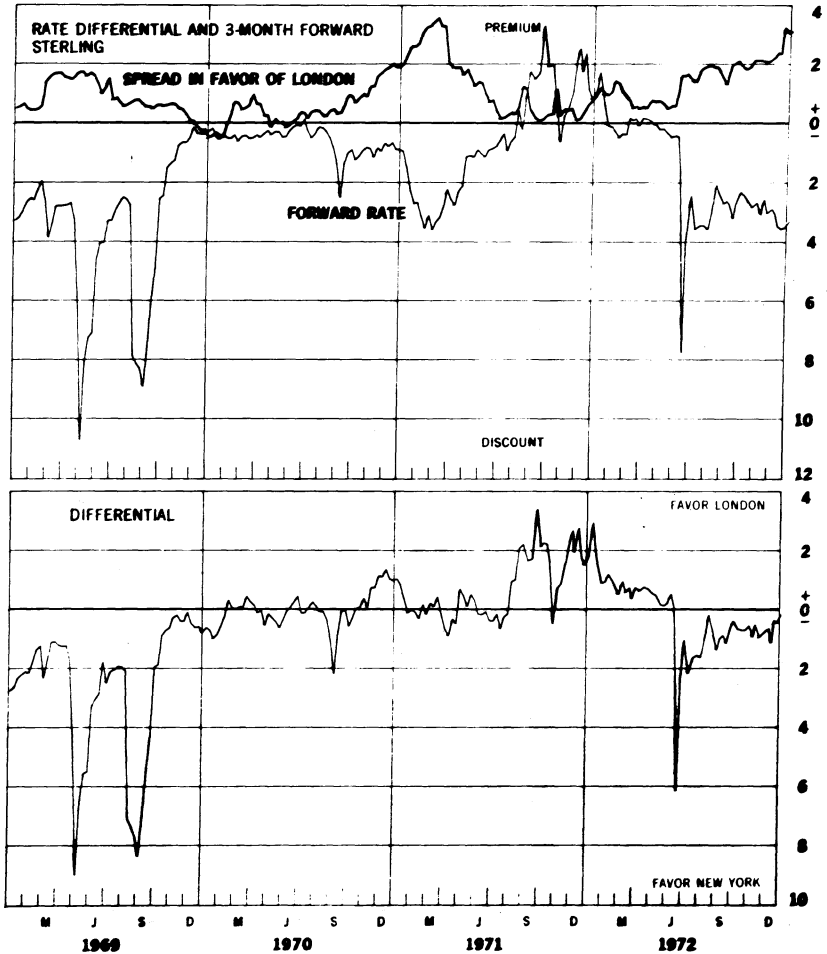
* Plotted for comparison purposes

Chart 98

INTEREST ARBITRAGE: UNITED STATES AND UNITED KINGDOM

Friday figures

Per cent per annum



22

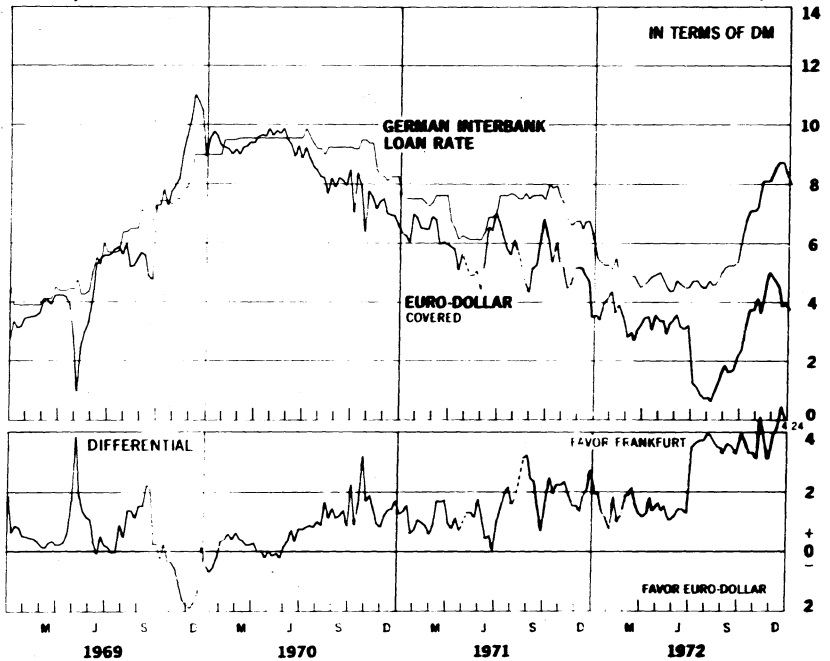
Chart 10A

3-MONTH FUNDS INTEREST ARBITRAGE: EURO-DOLLAR - GERMAN MARK

FRANKFURT INTERBANK LOAN RATE VS. LONDON EURO-DOLLAR RATE

Wednesday rates

Per cent per annum



--- No quotation

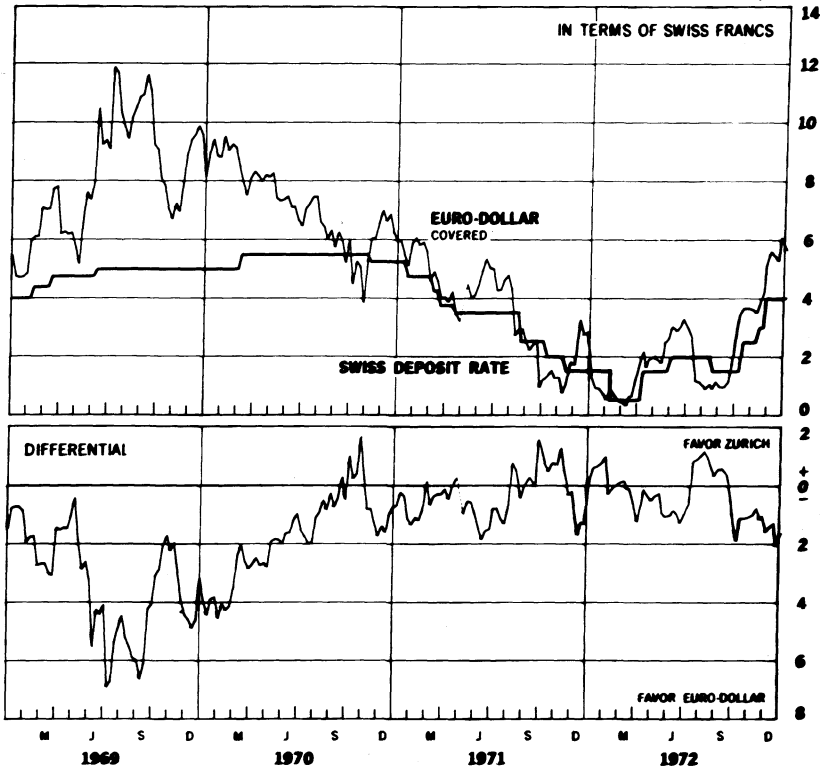
23

3-MONTH FUNDS INTEREST ARBITRAGE: EURO-DOLLAR - SWISS FRANC

ZURICH DEPOSIT RATE VS. LONDON EURO-DOLLAR RATE

Wednesday rates

Per cent per annum

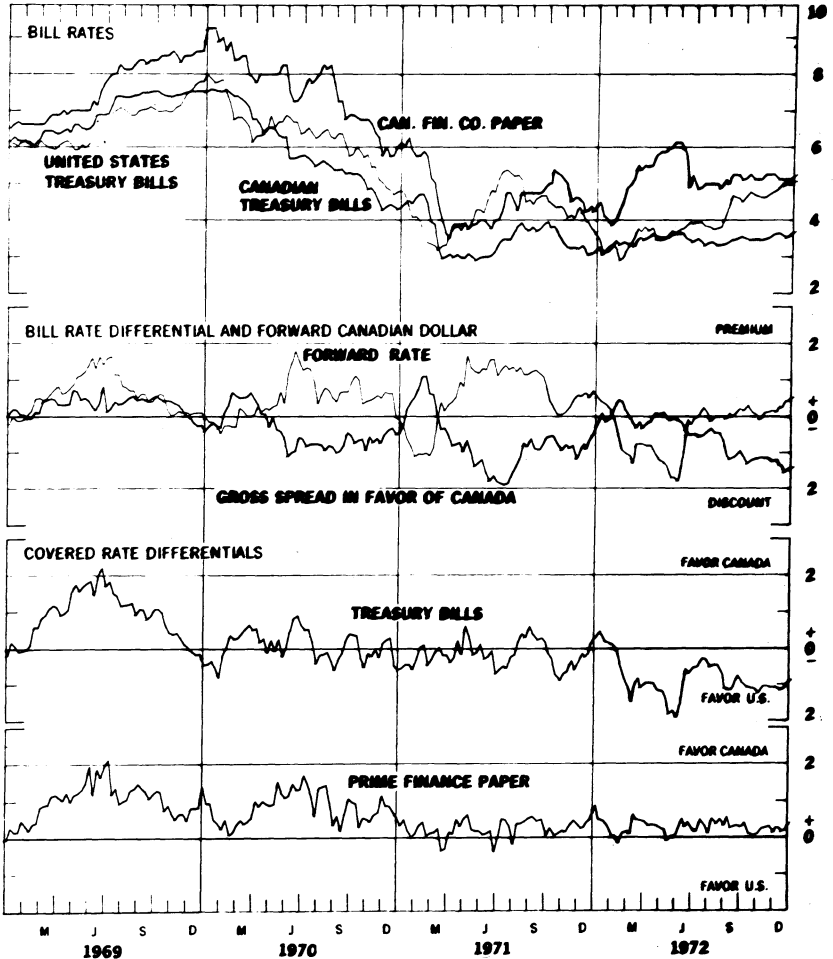


--- No quotation

3-MONTH INTEREST ARBITRAGE: UNITED STATES - CANADA

Friday figures

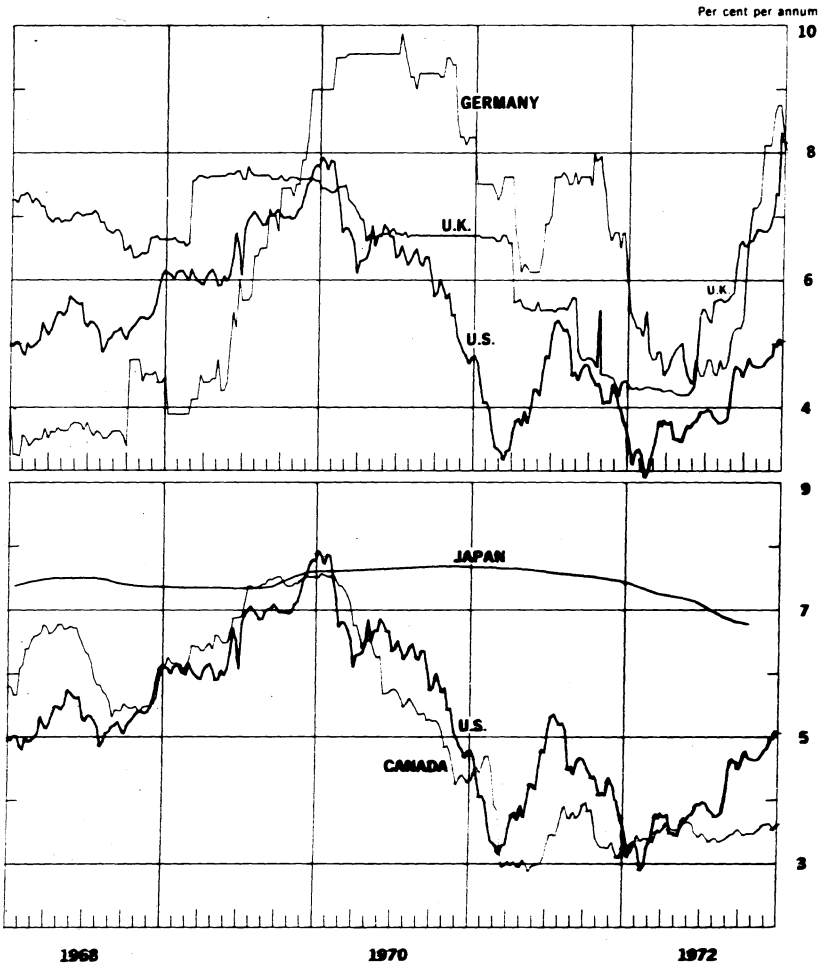
Per cent per annum



25

Chart 12A

SELECTED SHORT-TERM INTEREST RATES*

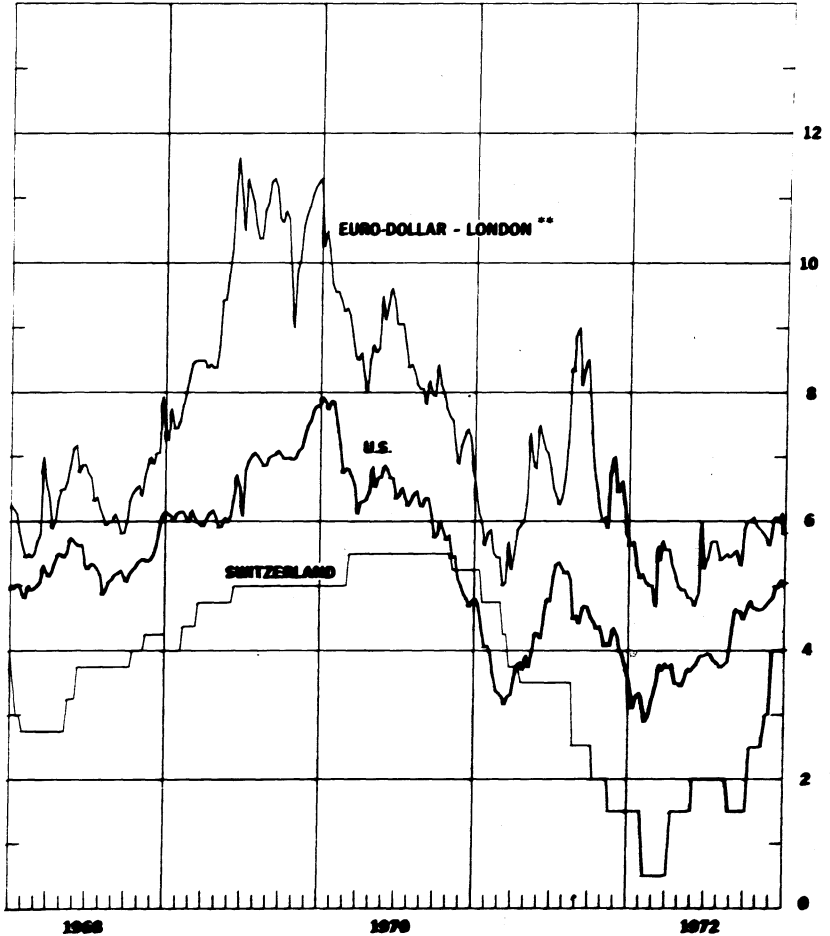


* 3-month treasury bill rates for all countries except Japan (Average rate on bank loans and discounts) and Germany (Interbank Loan Rate)

Chart 12B

SELECTED SHORT-TERM INTEREST RATES *

Per cent per annum



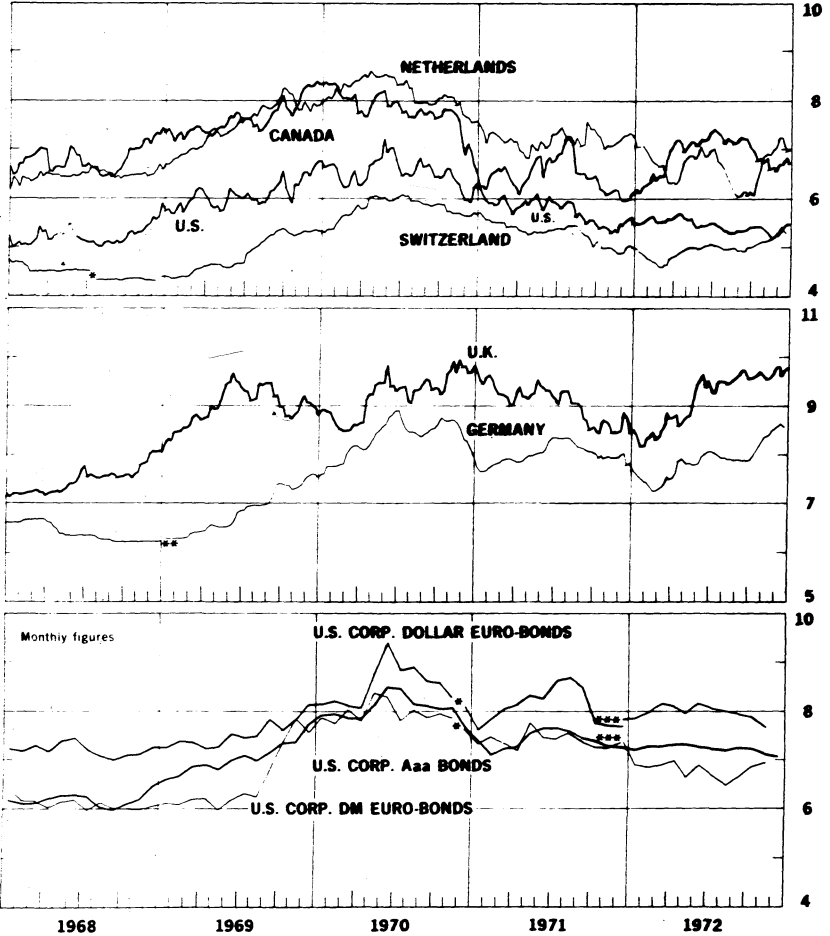
* 3-month treasury bill rate for U.S., Switzerland—3-month deposit rate.
** 3-month rate for U.S. dollar deposits in London.

Chart 13

LONG-TERM BOND YIELDS

Weekly figures

Per cent per annum



* New series for Switzerland starts 8-2-68, U.S. Corp Dollar Euro-Bonds and U.S. Corp. DM Euro-Bonds starts 12-70.

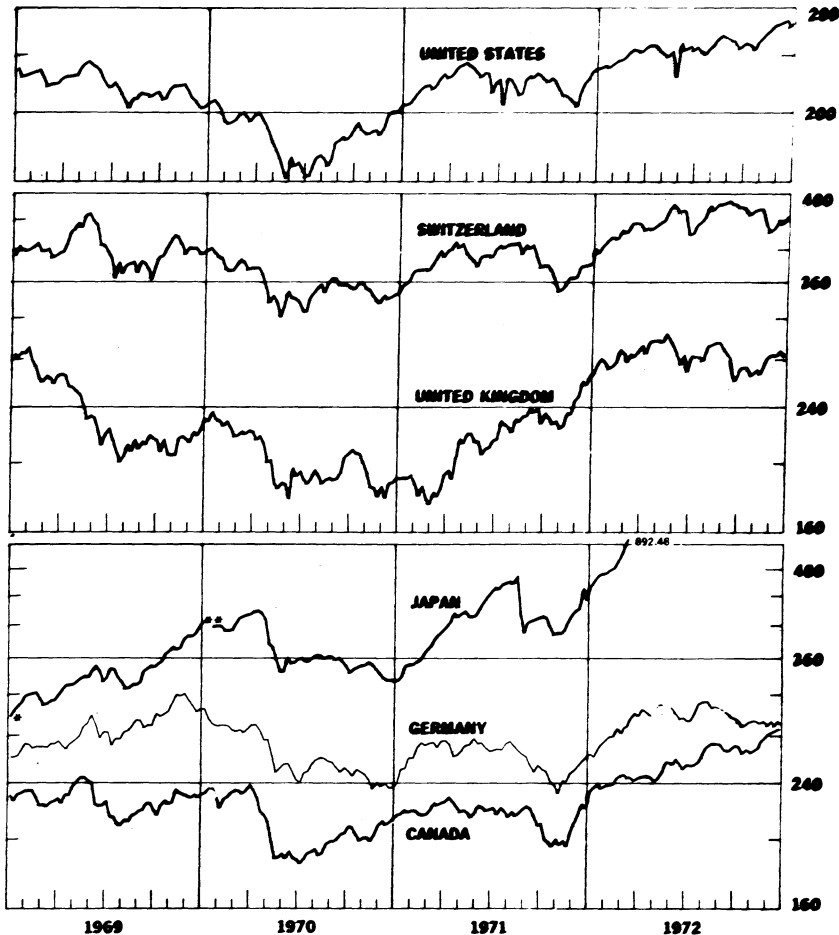
** New Average yield of all German P.A. Bonds begins 1-7-69

*** New series F starts 12-71.

CHART 14

INDUSTRIAL STOCK INDEXES

1958-100
Ratio Scale



* Japan index of 225 industrial and other stocks traded on Tokyo exchange.

** Japan index of all industrial and other stocks traded on the first section of the Tokyo Stock Exchange

January 10, 1973

H. 13
No. 592

IV. SELECTED CENTRAL BANK DISCOUNT RATES

Country	Current Rate	In Effect Since	Previous Rate	In Effect Since
E.E.C.:				
Belgium	5.0	Dec. 21, 1972	4.5	Nov. 22, 1972
France	7.50	Nov. 30, 1972	6.50	Nov. 2, 1972
Germany	4.50	" " "	4.00	" " "
Italy	4.0	April 10, 1972	4.5	Oct. 16, 1972
Netherlands	4.0	November 3, '72	3.0	Sept. 8, 1972
**United Kingdom	9.0	Dec. 22, 1972	8.0	Dec. 8, 1972
Switzerland	3.75	Sept. 15, 1972	3.0	July 10, 1972
Canada	4.75	Oct. 25, 1971	5.25	Feb. 26, 1971
Japan	4.25	June 24, 1972	4.75	April 29, 1971
United States	4.50	Dec. 13, 1971	4.75	Nov. 11, 1971

**Effective October 13, 1972, the Bank of England replaced its traditional Bank Rate with a fluctuating "minimum lending rate" based on average Treasury bill tender rate. December 22, 1972.....9.0

LATEST FIGURES PLOTTED ON THE CHARTS

Chart	Panel	Series	Date	Rate
1A	Upper	Swiss franc	Jan. 5	+1.942
		U.K. pound	ACTUAL RATE	"
	Lower	French franc	"	-0.184
		Japanese yen	"	+2.214
1B	Upper	Belgian franc	"	+1.483
		Italian lire	"	-0.688
	Lower	Canadian dollar	"	100.23
		German mark	"	+0.552
2A		Dutch guilder	"	+0.456
		German mark	"	+2.13
		Swiss franc	"	+0.48
2B	Upper	U.K. pound	"	-3.21
		Dutch guilder	"	+1.29
		Canadian dollar	"	+0.50
	Lower	French franc	"	-2.09
Japanese yen		"	N.A.	
3A		German mark	"	+5.31
		U.S. dollar	"	+2.79
3B		Swiss franc	"	+2.77
		French franc	"	+1.02
4		Gold price U.S. dollar per ounce	"	65.14
5A	Upper	Overnight Euro-S deposits	Dec. 27	5.16c
		Federal Funds	Jan. 3	5.09
	Middle	Differential	Dec. 27 Jan. 3	-0.18c -0.52
	Lower	Euro-currencies		
		Euro DM	Jan. 5	2.39
	Euro Swiss Fr.	"	3.78	
5B	Upper	Japan, Unconditional Money	Dec. 29	4.88
		U.K., 2-day Local Author. Depts.	Dec. 22	8.00
		Canada, Day-to-day Loans	Jan. 3	3.63
	Lower	France, Day-to-Day Money	Jan. 5	7.25
		Germany, Call Money	"	6.12
		Netherlands Call Money	Dec. 29	4.46

Chart	Panel	Series	Date	Rate
6A		Euro-\$ Overnight Rate	Jan. 5	5.62
		Euro-\$ 1-month Rate	"	6.00
6B		Euro-\$ 3-month Rate	"	5.81
		Euro-\$ 6-month Rate	"	6.19
7A	Upper	Euro-\$ 3-month Deposits	Jan. 3	5.94
		U.S. Certificate of Deposits	"	5.68
	Lower	Differential	"	+0.26
7B	Upper	Euro-\$ 3-month Deposits	"	5.94
		Euro-\$ 3-month Deposits (Adj.)	"	7.42
		U.S. Certificate of Deposits (Adj.)	"	5.79
	Lower	Differential: on Adj. Euro-\$ Deposits	"	+1.63
		on Unadj. Euro-\$ Deposits	"	+0.15
8A	Upper	Euro-\$ 3-month Deposits	Dec. 15 Dec. 22	6.03 6.16
		Hire Purchase Deposits (covered)	Dec. 15 Dec. 22	4.89 6.00
	Lower	Differential	Dec. 15 Dec. 22	-1.14 -0.16
		8B	Upper	Euro-\$ 3-month Deposits
Local Authority Deposits (covered)	Dec. 15 Dec. 22			5.01 4.81
Lower	Differential		Dec. 15 Dec. 22	-1.02 -1.35
9A		U.S. Treasury Bill rate	Jan. 5	5.05
		U.K. Treasury Bill rate	"	8.17
		Local Authority Deposit (uncovered)	Dec. 22	8.62
9B	Upper	Spread (+= favor London)	Jan. 5	+3.12
		3-month Forward Pound	"	-3.29
	Lower	Net Incentive (+= favor London)	"	-0.17

37

Chart	Panel	Series	Date	Rate
10A	Upper	Euro-\$ Deposits (covered)	Jan. 3	3.76
		German Interbank Loan rate	"	8.00
	Lower	Differential	"	44.24
10B	Upper	Euro-\$ Deposits (covered)	"	5.65
		Swiss Deposit rate	"	4.00p
	Lower	Differential	"	-1.65
11	Upper	Canadian Finance Paper	Jan. 5	5.25
		U.S. Treasury Bill rate	"	5.05
		Canadian Treasury Bill rate	"	3.64
		U.S. Prime Finance paper (not plotted)	"	5.38
	Second	Bill rate differential	"	-1.41
		Forward Canadian dollar	"	+0.52
	Third	Net incentive on bills	"	-0.89
	Bottom	Net incentive on Finance Paper	"	+0.39
12A	Upper	U.K. Treasury Bill rate	"	8.17
		U.S. Treasury Bill rate	"	5.05
		German Interbank Loan rate	Jan. 3	8.00
	Lower	Japanese Average rate	October	6.775
		Canadian Treasury Bill rate	Jan. 5	3.64
		U.S. Treasury Bill rate	"	5.05
12B		Euro-\$ Deposits	"	5.81
		Swiss 3-month Deposit rate	"	4.00p
		U.S. Treasury Bill rate	"	5.05p

Chart	Panel	Series	Date	Rate
13	Upper	Netherlands	Dec. 29	6.99
		Canada	Dec. 27	6.71
		United States	Dec. 27	5.47
		Switzerland	Dec. 22	5.31
	Middle	Germany	Dec. 22	8.56
		United Kingdom	Dec. 29	9.78
	Lower	U.S. Corp. Dollar Euro-bonds	SERIES F November	7.68
		U.S. Corp. DM Euro-bonds	" "	6.94
		U.S. Corp. Aaa bonds	December	7.08
14	Upper	Switzerland	Dec. 29	444.2
		* Germany	"	290.4
		United States	"	265.66
	Middle	United Kingdom	"	283.45
		Canada	Dec. 21	285.61
	Lower	** Japan	Dec. 23 Dec. 30	852.92 892.48
		United States	Dec. 29	265.66

* New -- Average yield of ALL German Public Authorities bonds made as of banking key days.

** Beginning week ended September 5, 1970, the Japanese index plotted is that of all industrial and other stocks on the First Section of the Tokyo Stock Exchange.