


November 8, 1972 No. 383

H-13 Division of International Finance



MacKenzie
150

(Belgium...)
H. 13

SELECTED INTEREST & EXCHANGE RATES FOR MAJOR COUNTRIES & THE U.S.

WEEKLY SERIES OF CHARTS

BOARD OF GOVERNORS OF THE FEDERAL RESERVE SYSTEM

1321

TABLE OF CONTENTS

PART I. EXCHANGE RATES AND GOLD PRICES

- Chart 1A and B - Spot Exchange Rates, Major Currencies against U.S. Dollar
- Chart 2A and B - 3-Month Forward Exchange Rates, Major Currencies against U.S. Dollar
- Chart 3A and B - 3-Month Forward Exchange Rates, Major Currencies against U.K. Pound
- Chart 4 - Gold Price in London

PART II. SHORT-TERM INTEREST RATES

- Chart 5 - Call Money Rates
- Chart 6A and B - London: Euro- $\$$ Deposit Rates
- Chart 7A and B - New York - London: Yields on U.S. Dollar Funds
- Chart 8A and B - London: Covered Yields on U.S. Dollar Funds
- Chart 9A and B - Interest Arbitrage: United States-United Kingdom
- Chart 10A and B - Interest Arbitrage: U.S.-Germany and U.S.-Switzerland
- Chart 11 - Interest Arbitrage: United States-Canada
- Chart 12A and B - Selected Short-term Interest Rates

PART III. LONG-TERM INTEREST RATES AND STOCK INDICES

- Chart 13 - Long-Term Bond Yields
- Chart 14 - Industrial Stock Indices

PART IV. SELECTED CENTRAL BANK DISCOUNT RATES AND LATEST FIGURES PLOTTED ON THE CHARTS

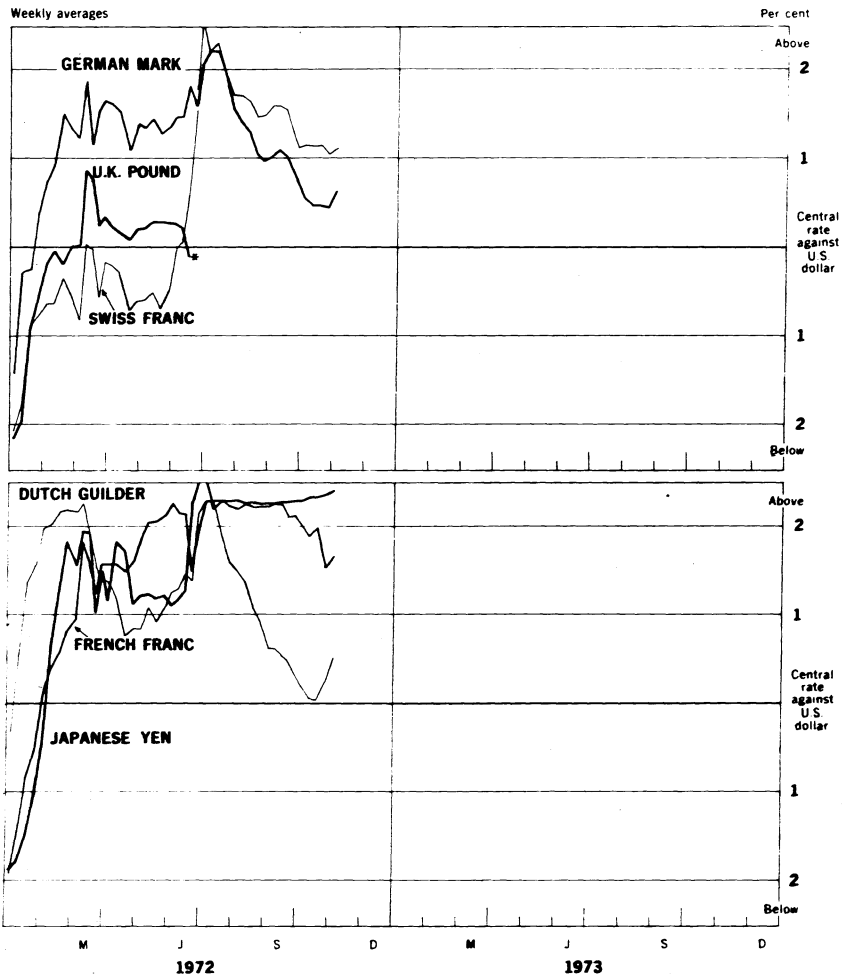
NOTE: This series is a continuation of the CAPITAL MARKETS DEVELOPMENTS ABROAD, which was published under that title through December 31, 1968. The changes in the format and order of the charts are explained in the Supplement to the series, which accompanied issue dated January 1, 1969. All series and their sources are fully described in a Supplement dated January 1, 1972.

1322

Chart 1A

SPOT EXCHANGE RATES - MAJOR CURRENCIES AGAINST U.S. DOLLAR

Weekly averages



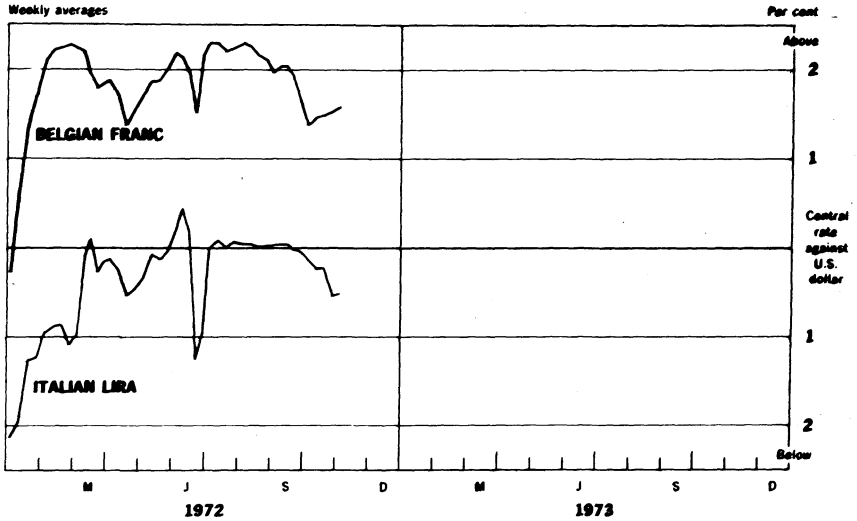
* Pound floated June 23, 1972.

Chart 18

1973

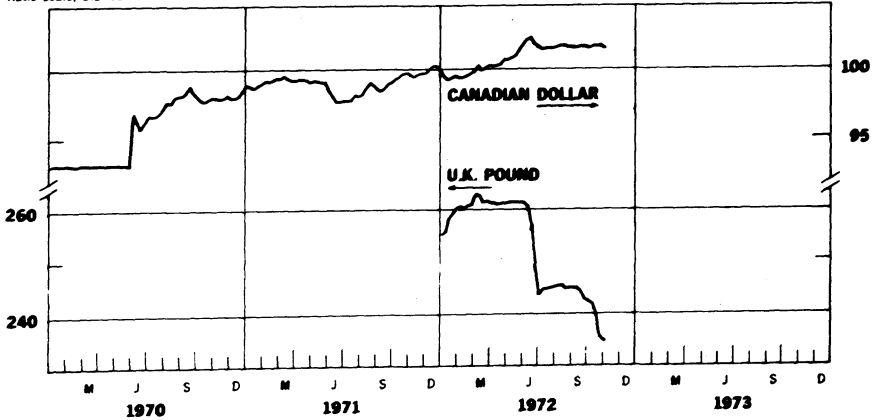
SPOT EXCHANGE RATE - MAJOR CURRENCIES AGAINST U.S. DOLLAR

Weekly averages



Ratio scale, U.S. cents

Ratio scale, U.S. cents



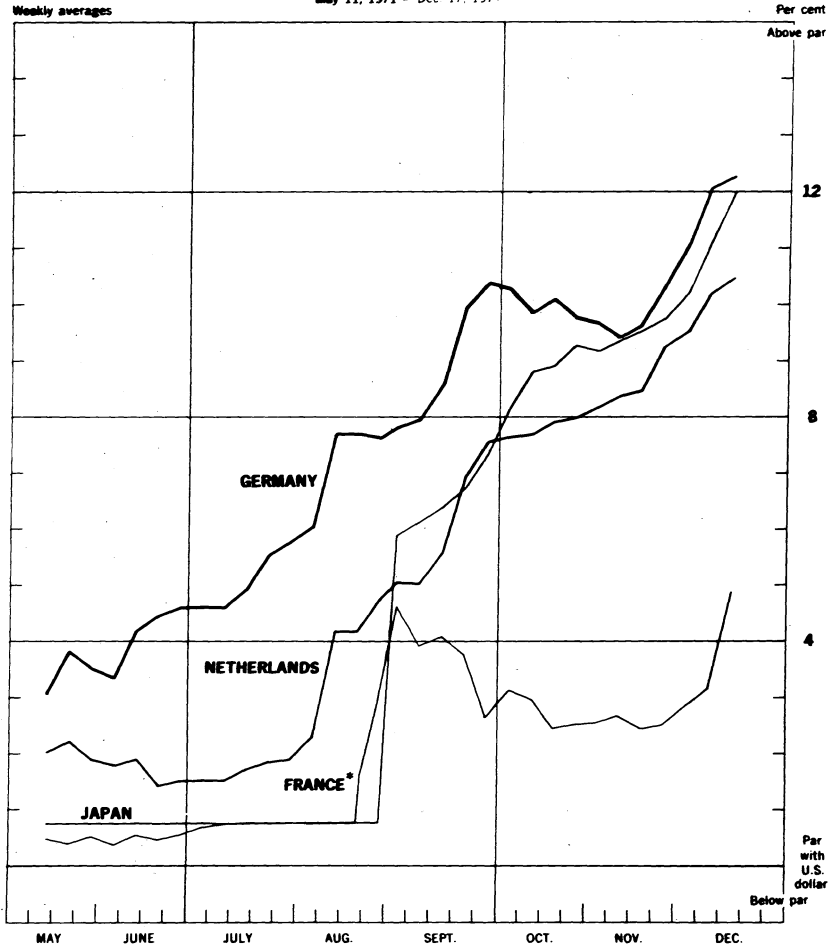
1349

Chart 1C

SPOT EXCHANGE RATES - MAJOR CURRENCIES AGAINST U.S. DOLLAR

Weekly averages

May 11, 1971 - Dec 17, 1971



*Financial franc

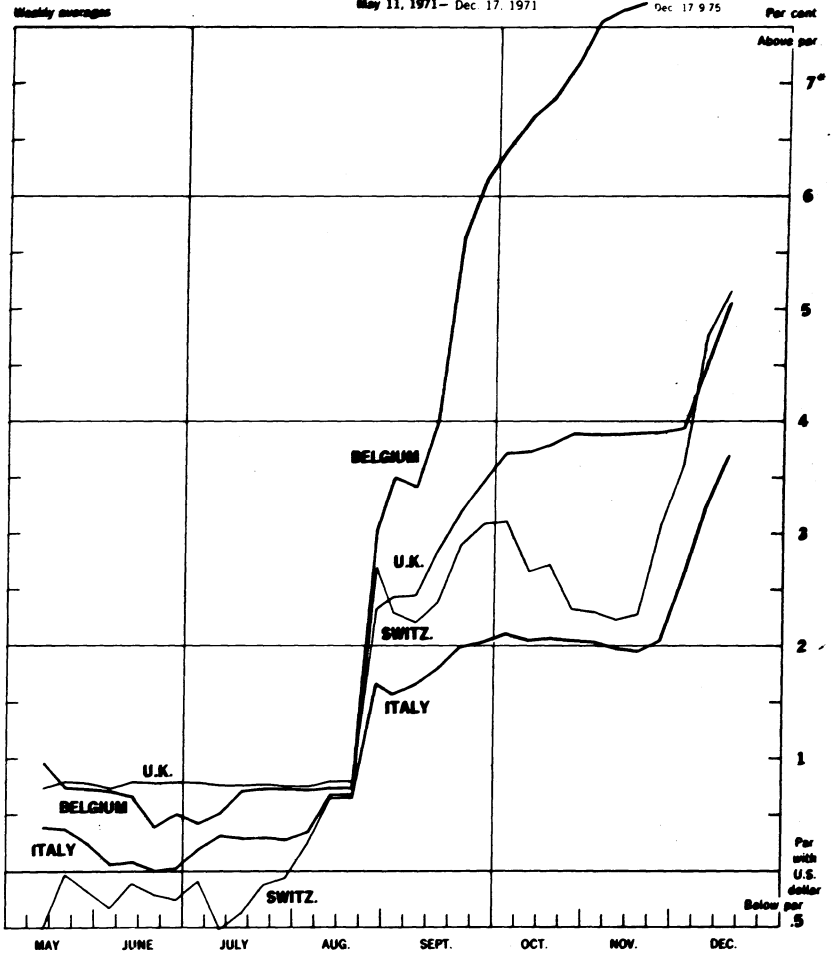
1525

SPOT EXCHANGE RATES - MAJOR CURRENCIES AGAINST U.S. DOLLAR

Monthly averages

May 11, 1971 - Dec 17, 1971

Dec 17 975



*For clarity the vertical scale is double that used in 1C

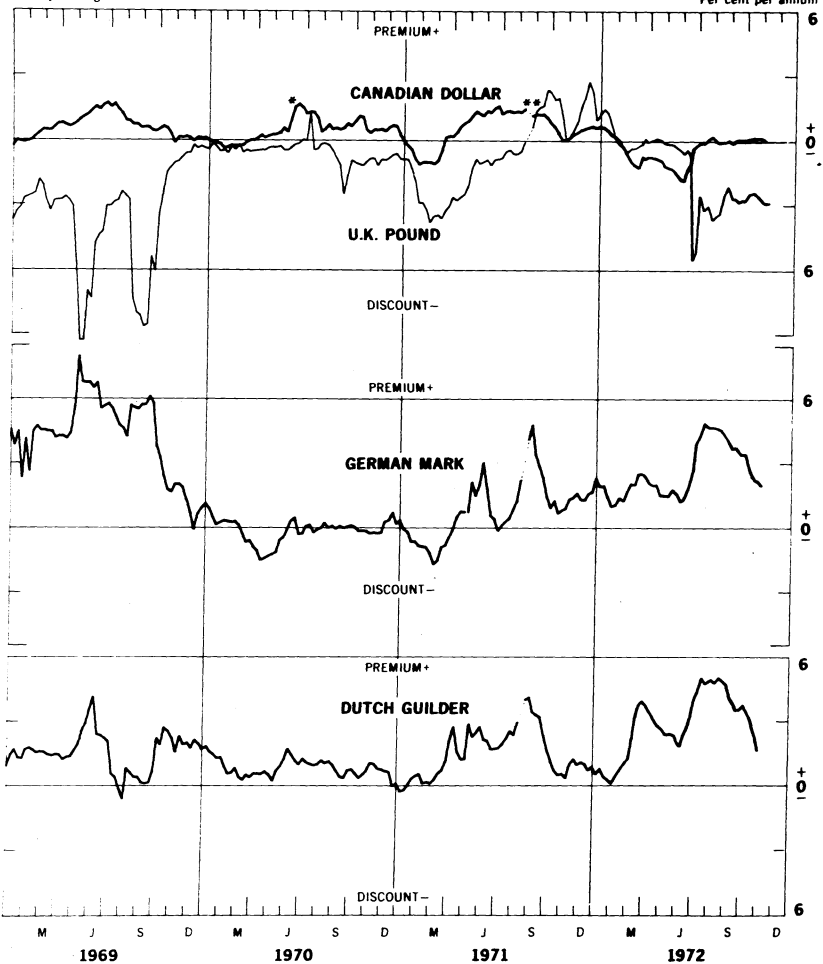
1526

Chart 2A

3-MONTH FORWARD EXCHANGE - MAJOR CURRENCIES AGAINST U.S. DOLLAR

Weekly averages

Per cent per annum



* Canadian Dollar Rate not supported by Bank of Canada.

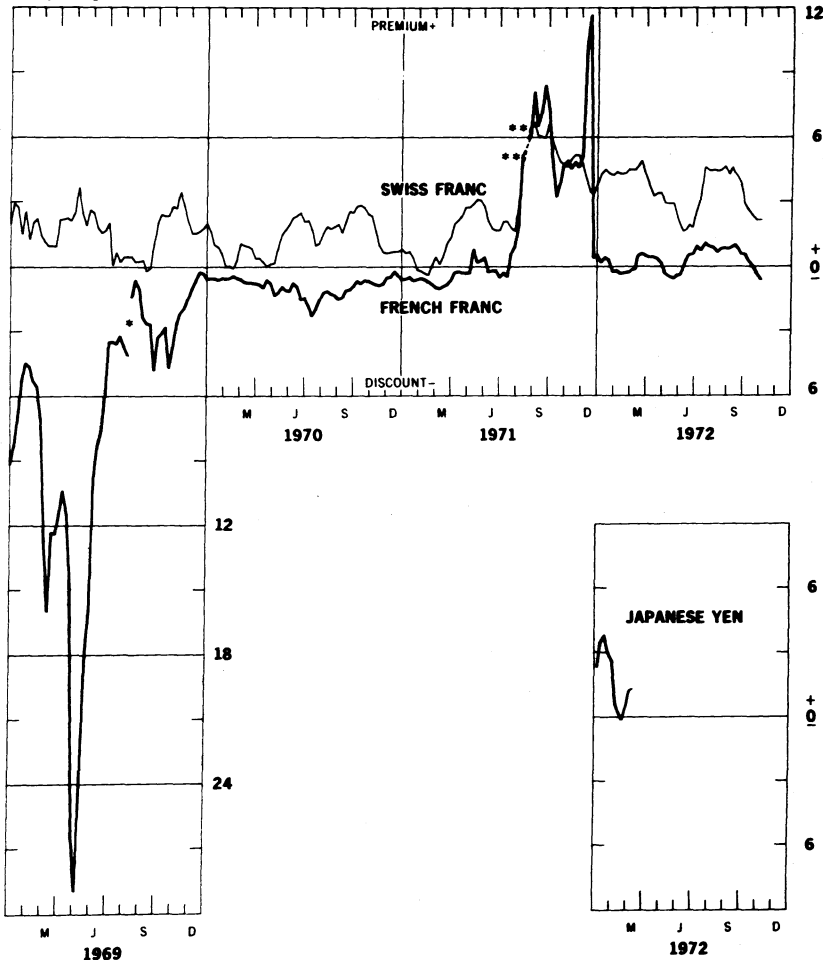
** No quotation

1971

3-MONTH FORWARD EXCHANGE - MAJOR CURRENCIES AGAINST U.S. DOLLAR

Weekly averages

Per cent per annum



* Devaluation of the French franc from 4.94 to 5.55 for \$1.00
 ** No quotation

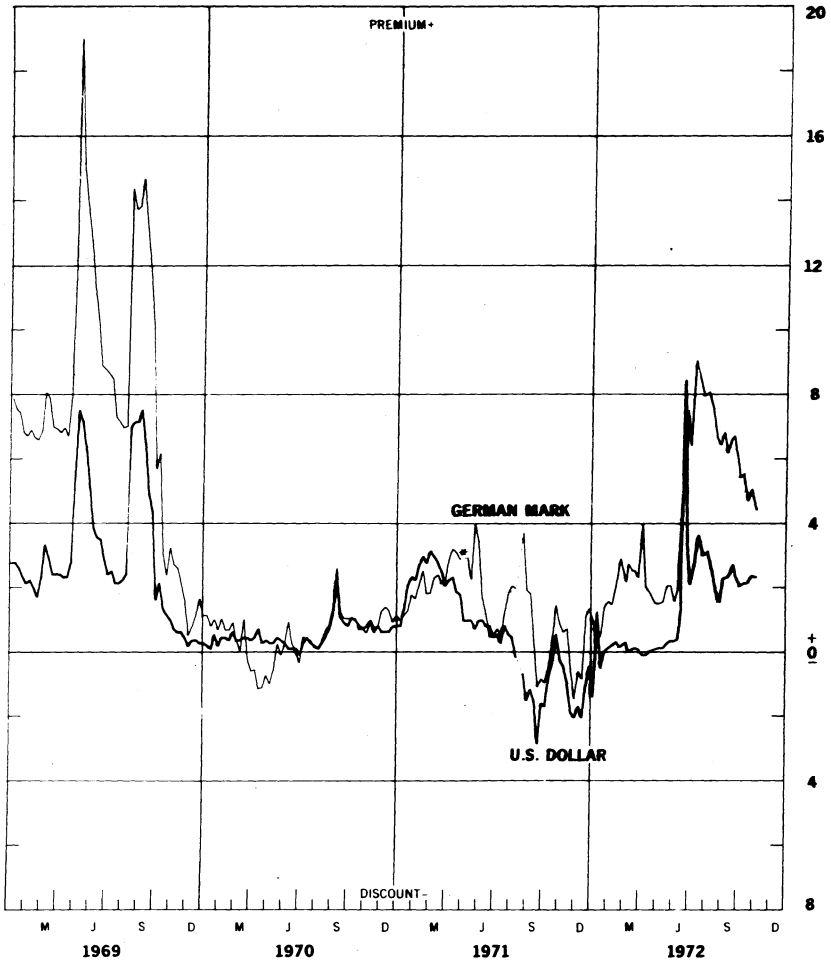
1528

Chart 3A

3-MONTH FORWARD EXCHANGE - MAJOR CURRENCIES AGAINST U.K. POUND

Friday figures

Per cent per annum

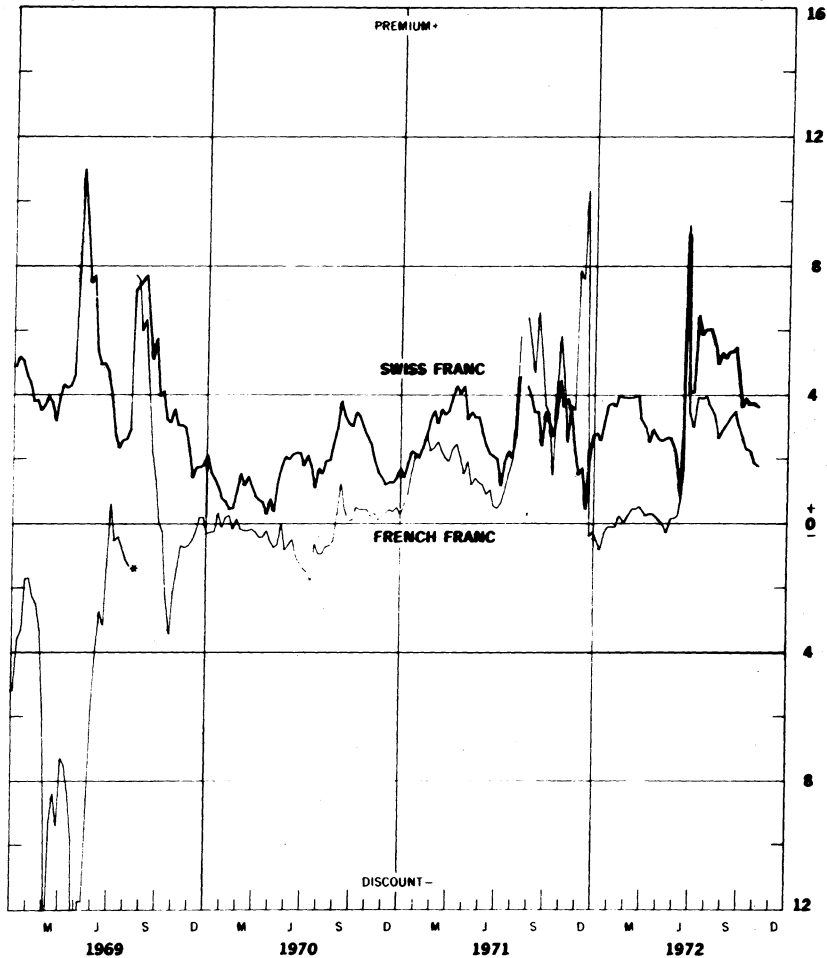


* No quotation.

3-MONTH FORWARD EXCHANGE - MAJOR CURRENCIES AGAINST U.K. POUND

Friday figures

Per cent per annum



* Devaluation of the French franc from 4.94 to 5.55 for \$1.00

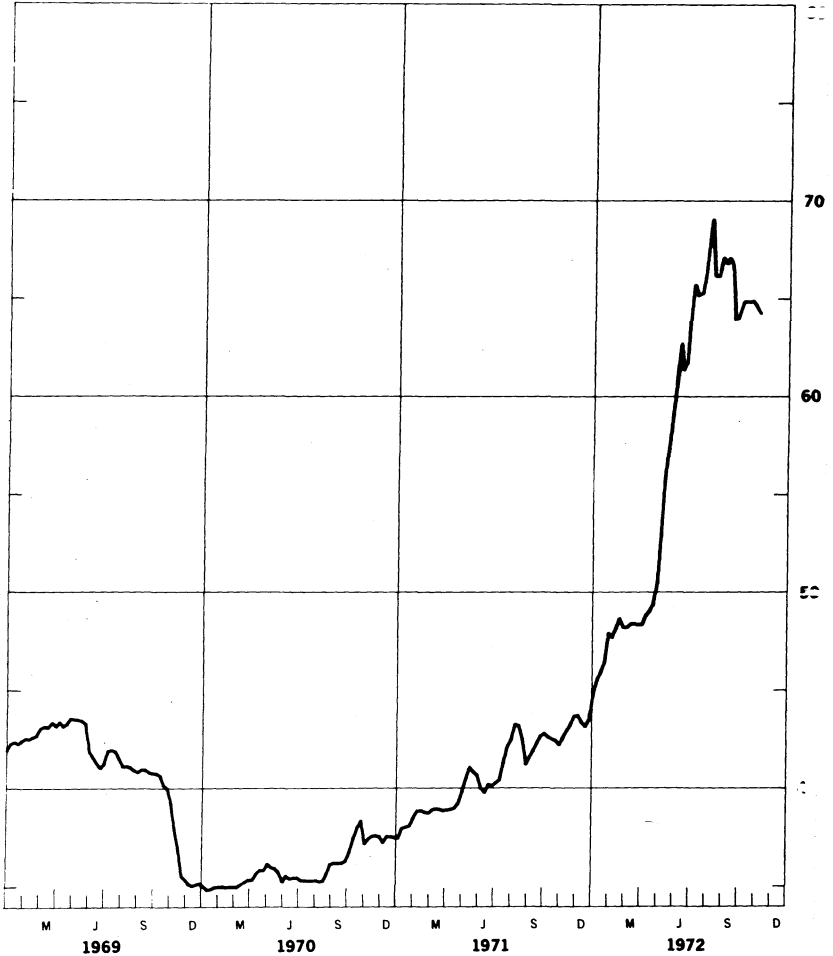
1530

Chart 4

GOLD PRICE IN LONDON, 12.5 Kg BARS

Week's average of afternoon fixings

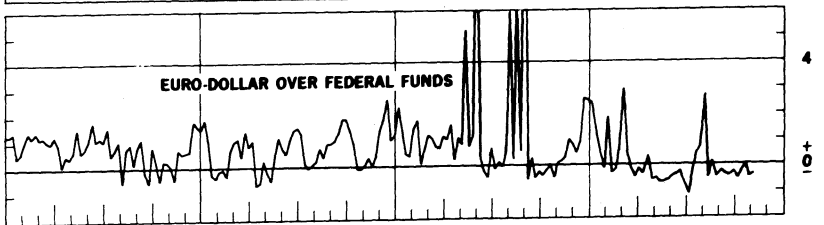
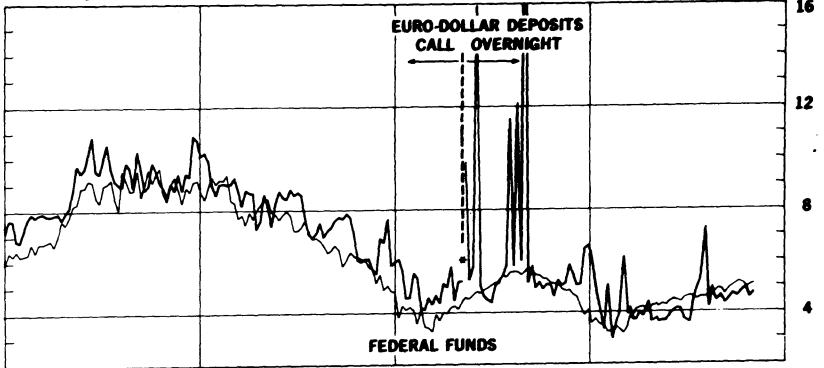
U.S. dollar equivalent per fine ounce



CALL MONEY RATES

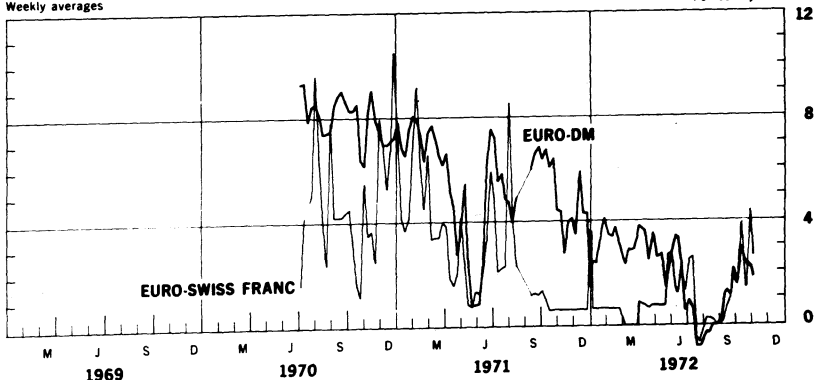
DOLLAR FUNDS
Weekly averages

Per cent per annum



EURO-CURRENCIES
Weekly averages

Per cent per annum



* May 10, 1971 - Changed to Overnight Euro \$ Deposits.

1332

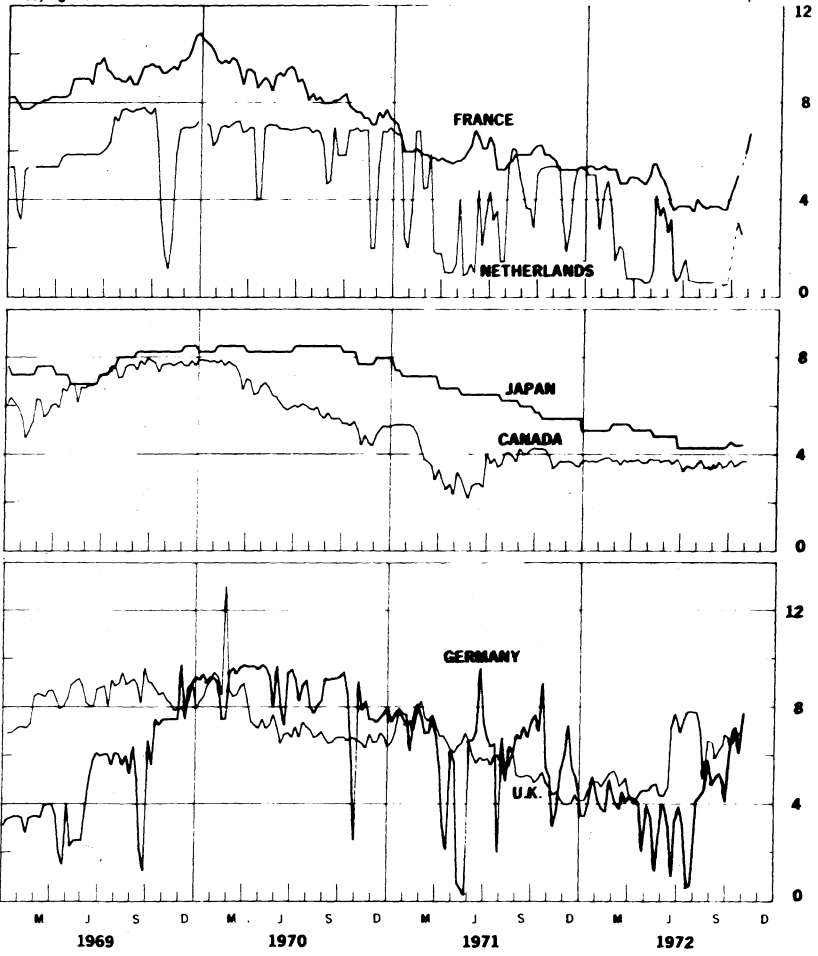
Chart 5B

CALL MONEY RATES

SELECTED FOREIGN AND EEC CURRENCIES

Friday figures

Per cent per annum



France, Day to day Money, Netherlands, Call Money, weekly average Japan, Unconditional Money,
Canada, Day to day Loans, weekly average; Germany, Call Money, U.K., 2 day Local Authority Deposits

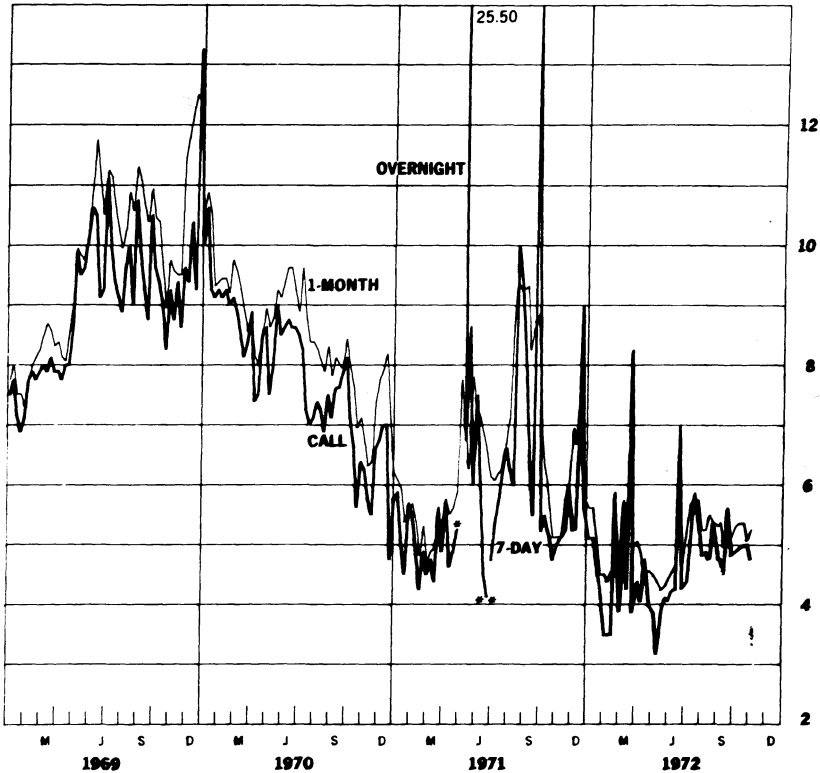
1833

Chart 6A

LONDON: EURO-DOLLAR DEPOSIT RATES

Friday figures

Per cent per annum



* May 12/71—changed to Overnight Euro-Dollar Deposits

** July 1—changed to 7-Day Euro-Dollar

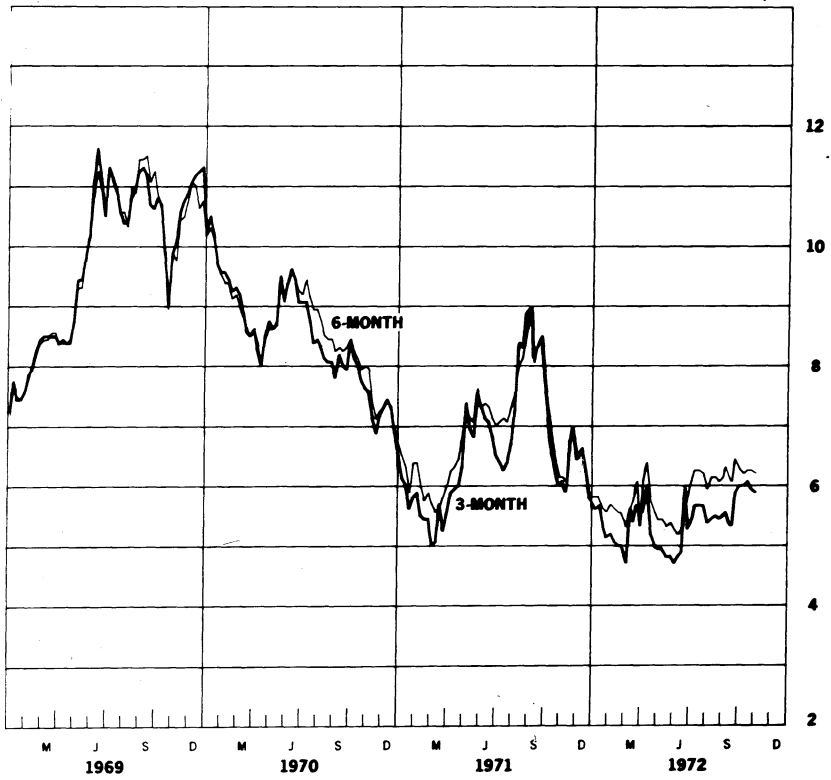
574

Chart 6B

LONDON: EURO-DOLLAR DEPOSIT RATES

Friday figures

Per cent per annum



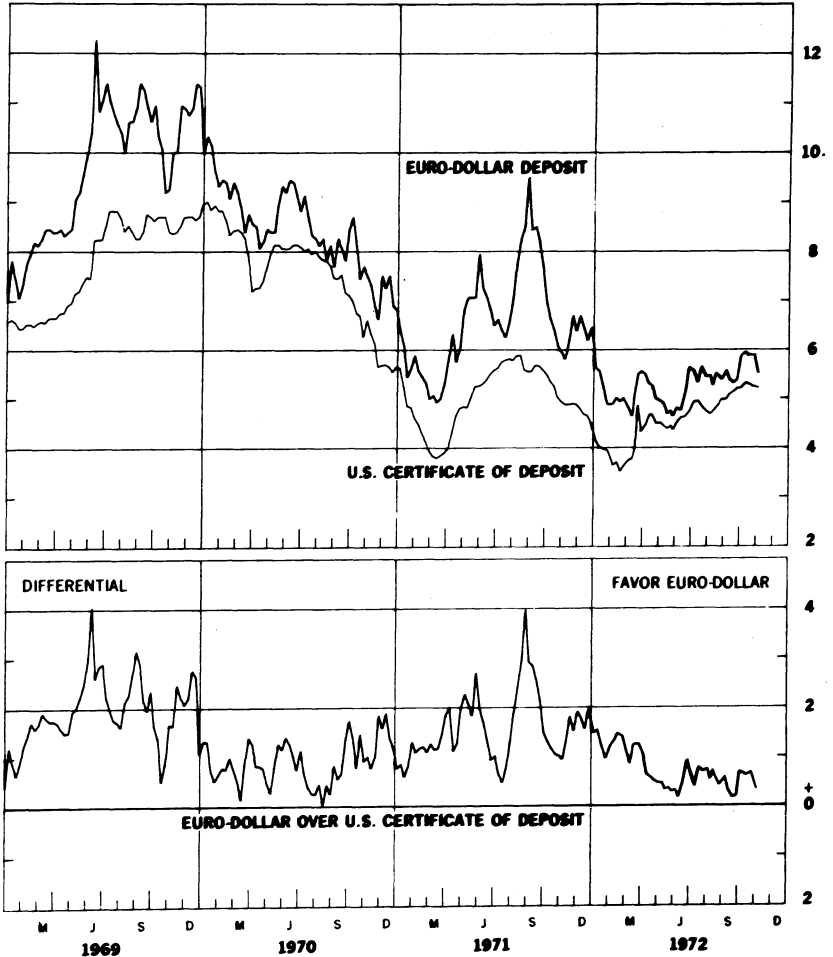
1535

NEW YORK-LONDON: YIELDS ON U.S. DOLLAR FUNDS

3-MONTH DOLLAR DEPOSIT RATES—SECONDARY MARKET

Wednesday figures

Per cent per annum



156

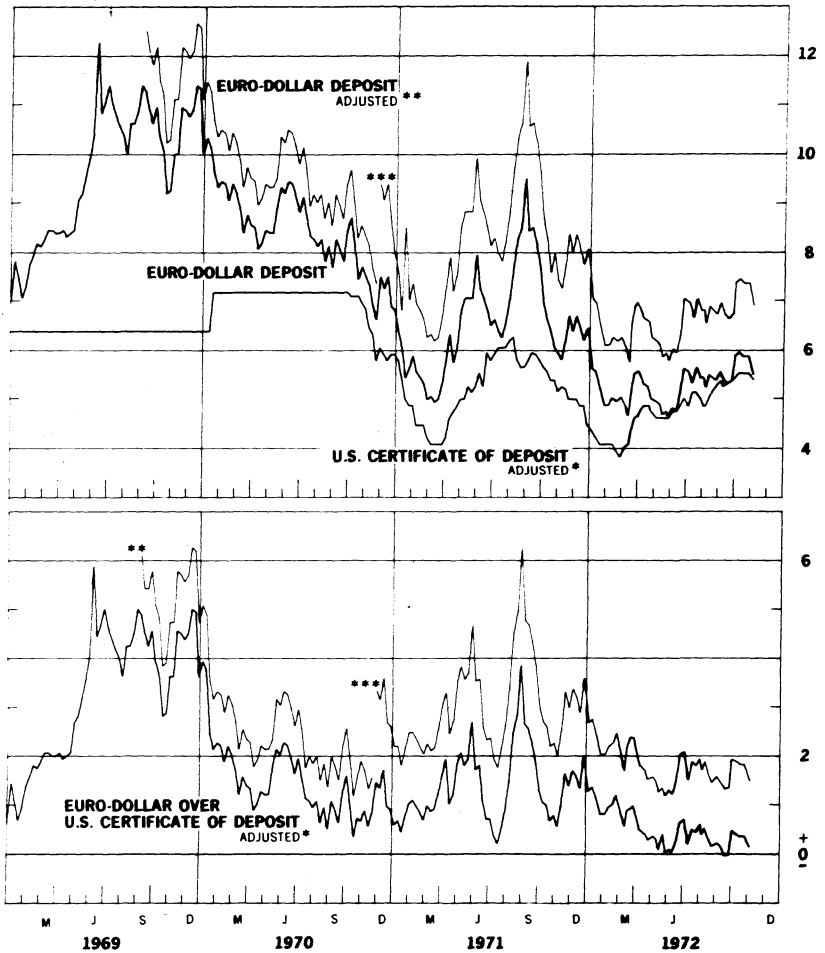
Chart 7B

NEW YORK-LONDON: COST OF U.S. DOLLAR FUNDS

3-MONTH DOLLAR DEPOSIT RATES—PRIMARY MARKET

Wednesday figures

Per cent per annum



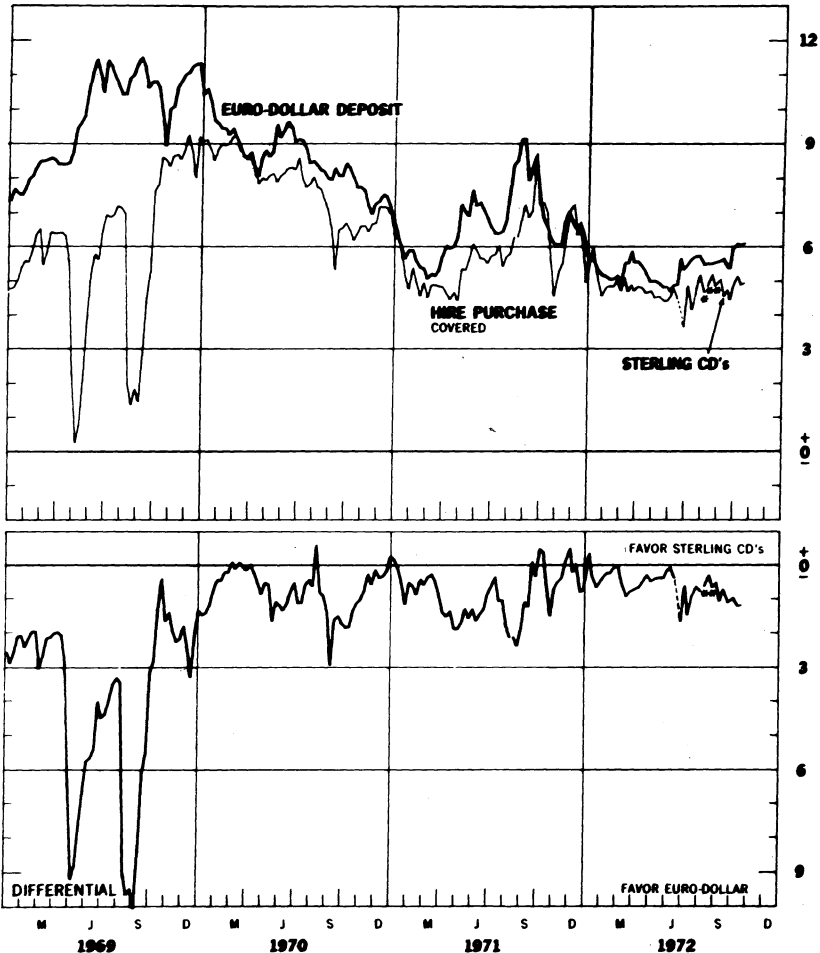
* Adjusted for Reserve Requirement
 ** Adjusted for 10% Marginal Reserve Requirement
 *** Adjusted for 20% Marginal Reserve Requirement

1937

LONDON: COVERED YIELDS ON U.S. DOLLAR FUNDS

HIRE PURCHASE AND EURO-DOLLAR RATES
Friday figures

Per cent per annum



* Hire Purchase temporarily suspended as of August 11.
 ** Sterling Certificates of Deposit started as of August 11.

1538

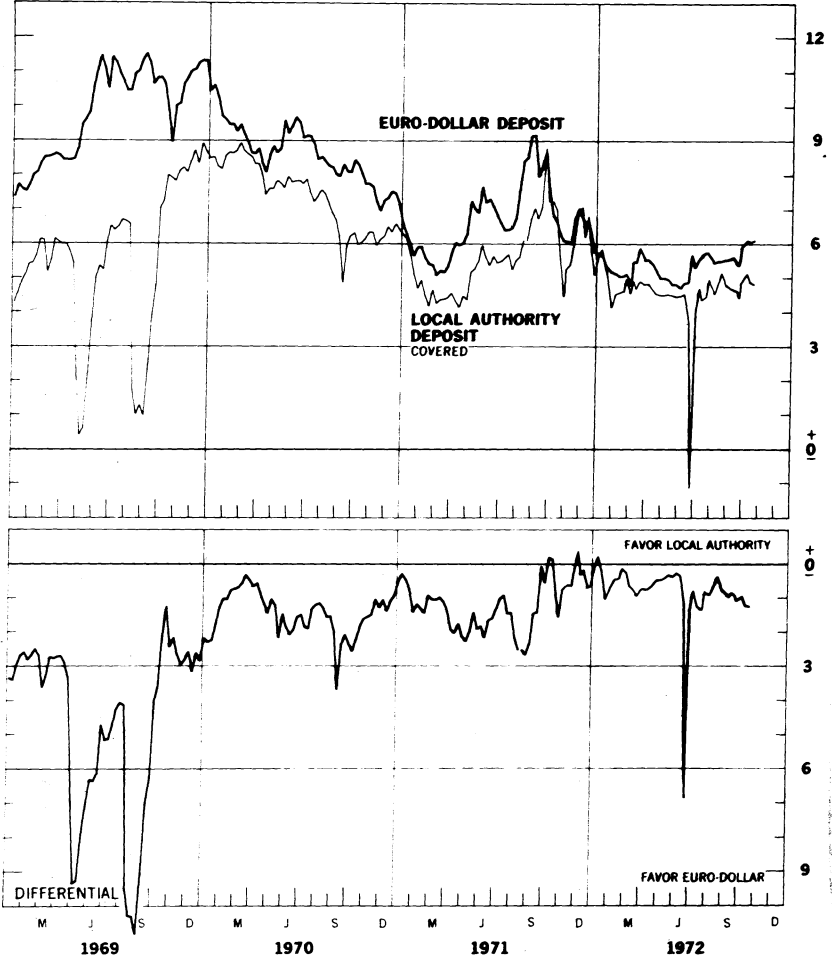
Chart 88

LONDON: COVERED YIELDS ON U.S. DOLLAR FUNDS

LOCAL AUTHORITY AND EURO-DOLLAR RATES

Friday figures

Per cent per annum

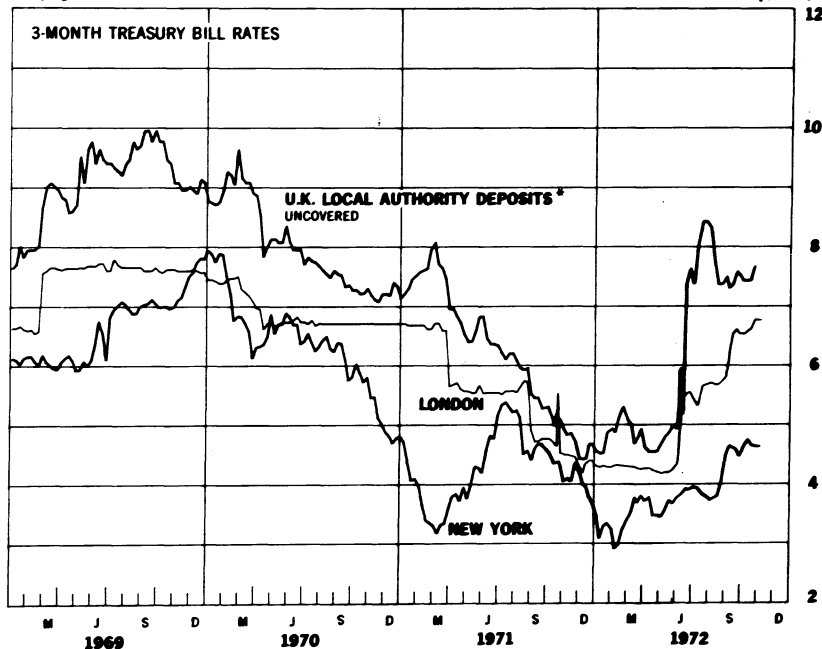


1989

INTEREST ARBITRAGE: UNITED STATES AND UNITED KINGDOM

Friday figures

Per cent per annum



* Plotted for comparison purposes

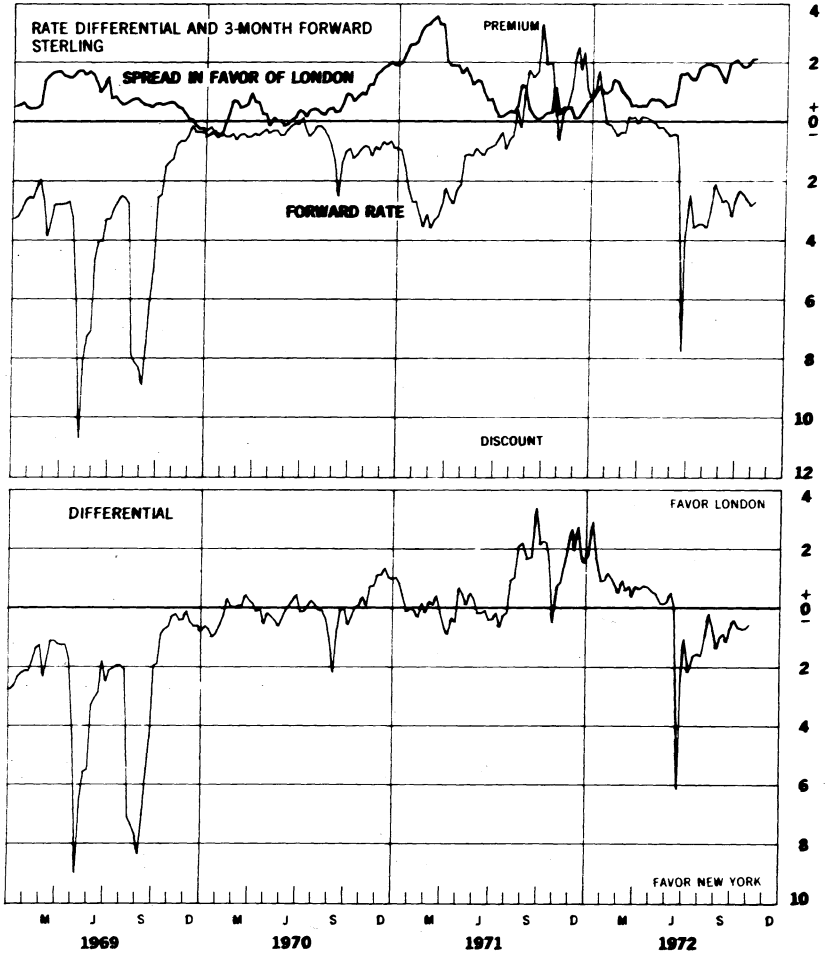
2540

Chart 98

INTEREST ARBITRAGE: UNITED STATES AND UNITED KINGDOM

Friday figures

Per cent per annum



754

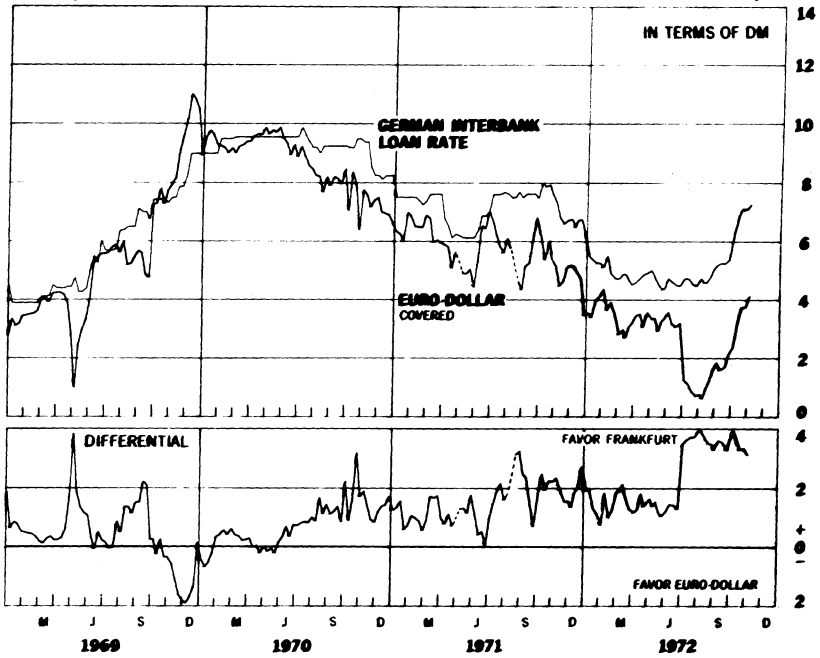
Chart 10A

3-MONTH FUNDS INTEREST ARBITRAGE: EURO-DOLLAR - GERMAN MARK

FRANKFURT INTERBANK LOAN RATE VS. LONDON EURO-DOLLAR RATE

Wednesday rates

Per cent per annum



1342

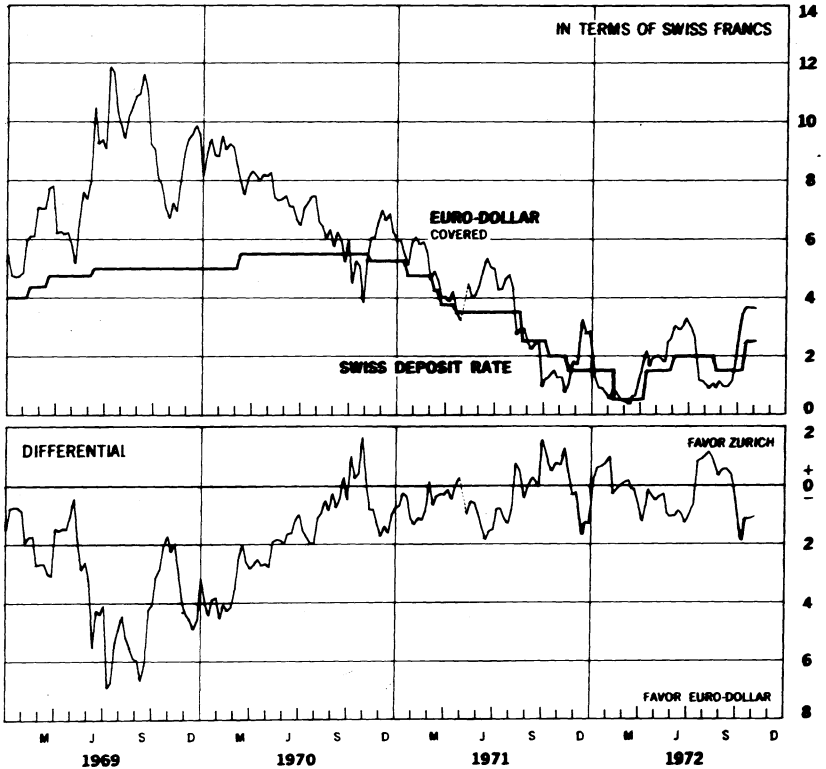
Chart 108

3-MONTH FUNDS INTEREST ARBITRAGE: EURO-DOLLAR - SWISS FRANC

ZURICH DEPOSIT RATE VS. LONDON EURO-DOLLAR RATE

Wednesday rates

Per cent per annum



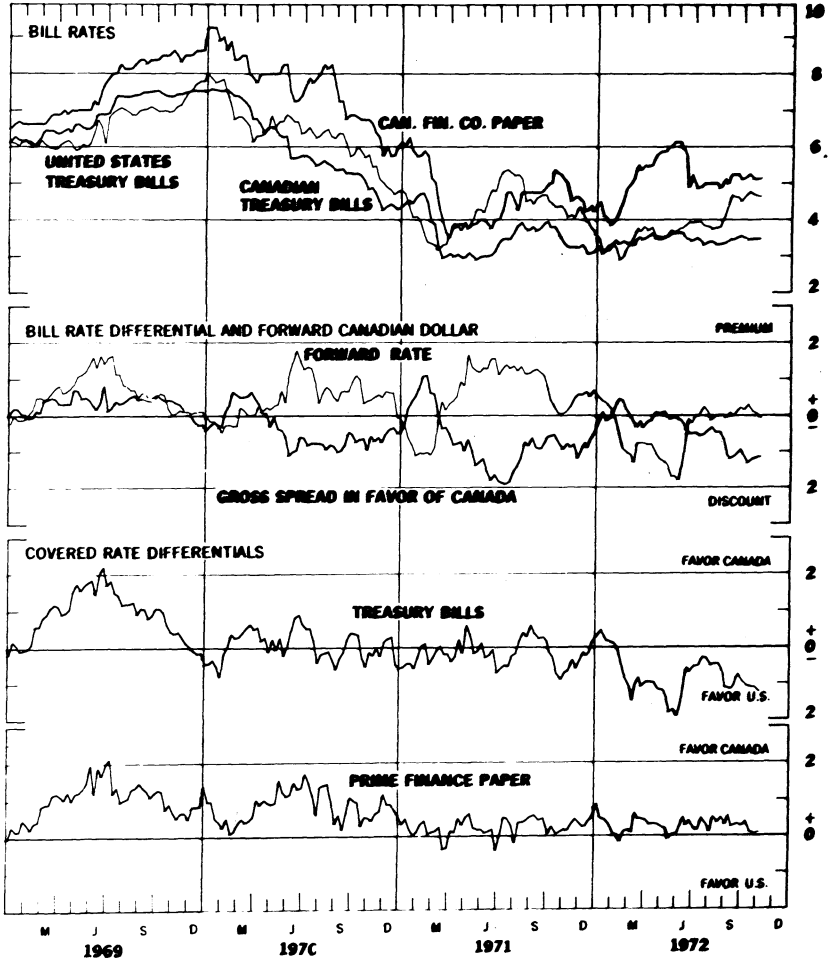
--- No quotation

2543

3-MONTH INTEREST ARBITRAGE: UNITED STATES - CANADA

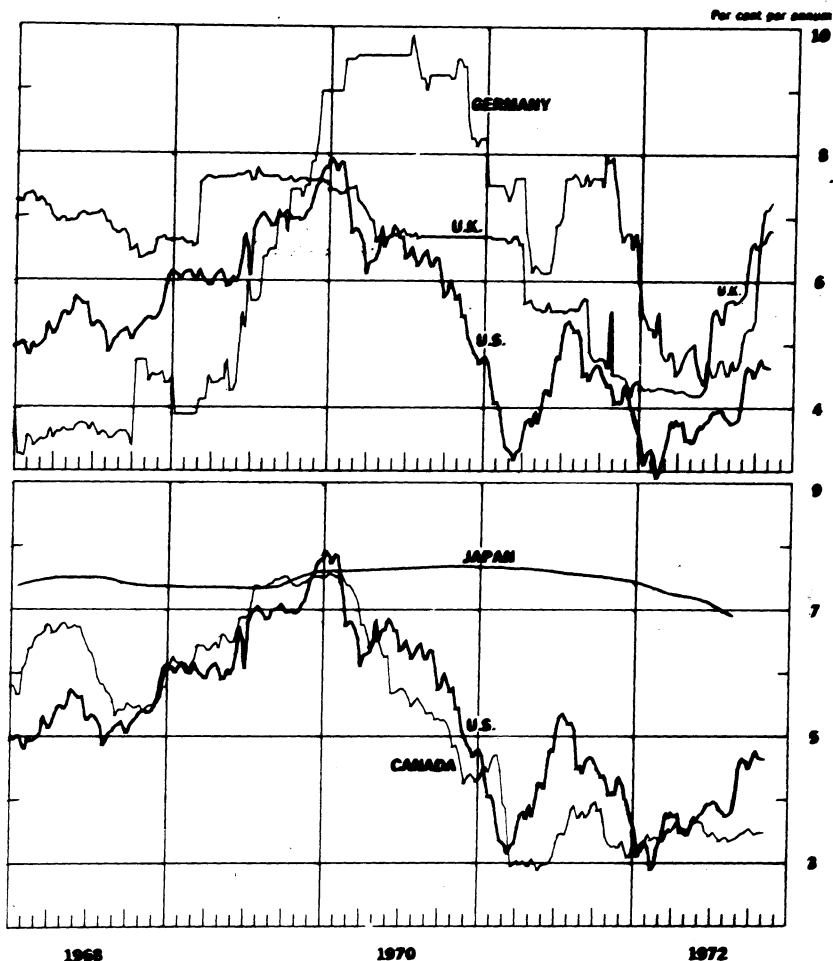
Friday figures

Per cent per annum



2545

SELECTED SHORT-TERM INTEREST RATES*

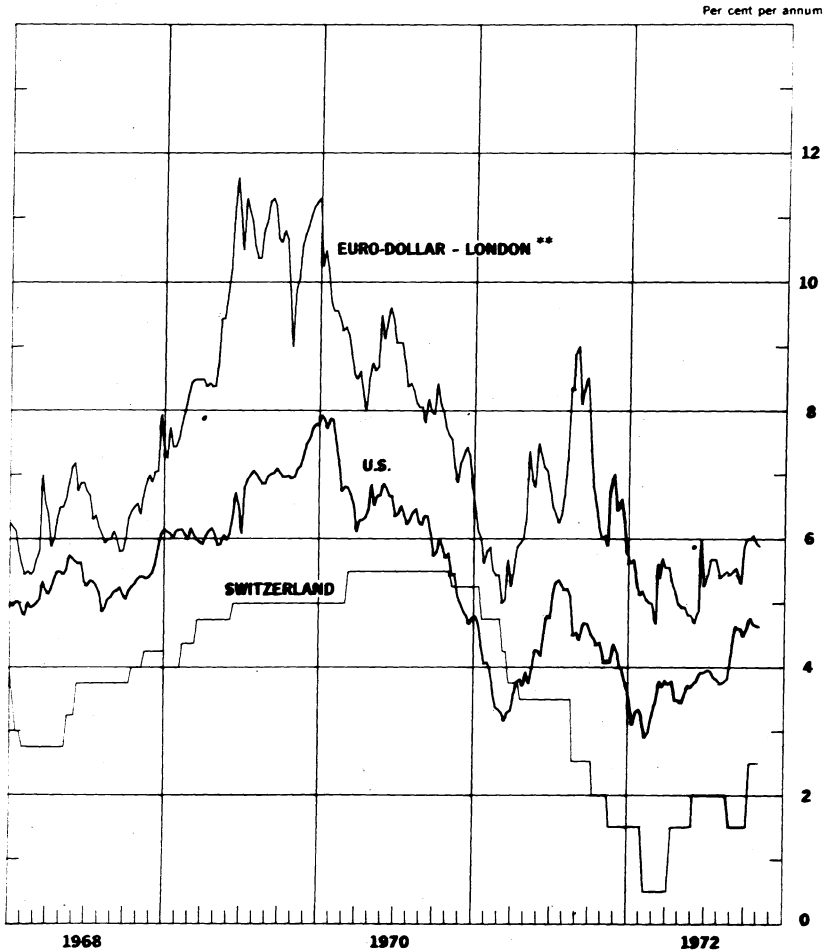


* 3-month treasury bill rates for all countries except Japan (Average rate on bank loans and discounts) and Germany (Interbank Loan Rate)

15-16

Chart 12B

SELECTED SHORT-TERM INTEREST RATES*



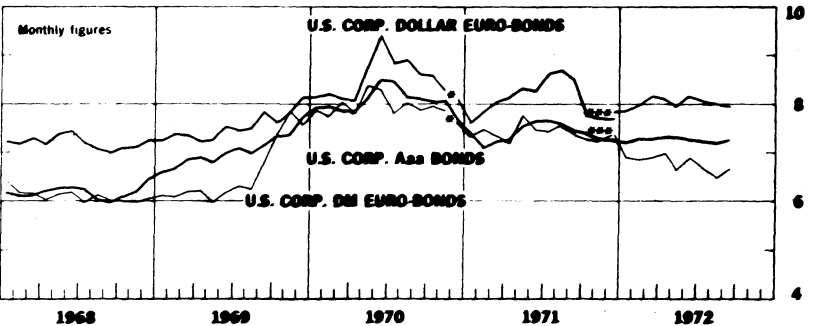
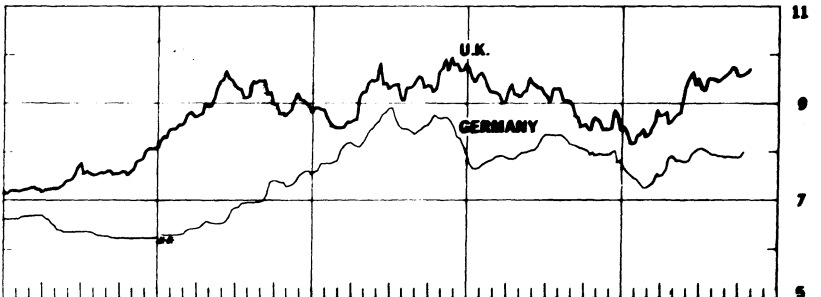
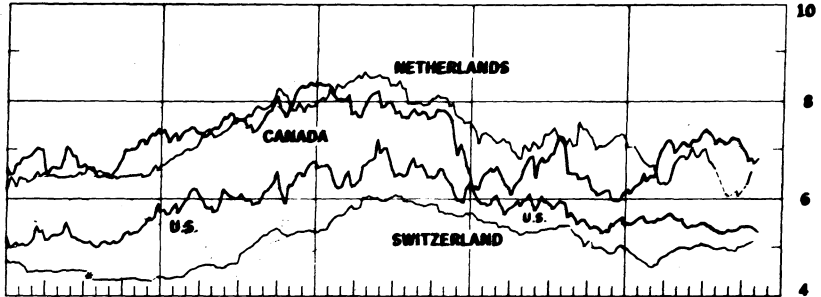
* 3-month treasury bill rate for U.S., Switzerland—3-month deposit rate.
** 3-month rate for U.S. dollar deposits in London.

2547

LONG-TERM BOND YIELDS

Weekly figures

Per cent per annum



* New series for Switzerland starts 8-2-68, U.S. Corp. Dollar Euro-Bonds and U.S. Corp. DM Euro-Bonds starts 12-70.

** Near-Average yield of all German P.A. Bonds begins 1-7-69

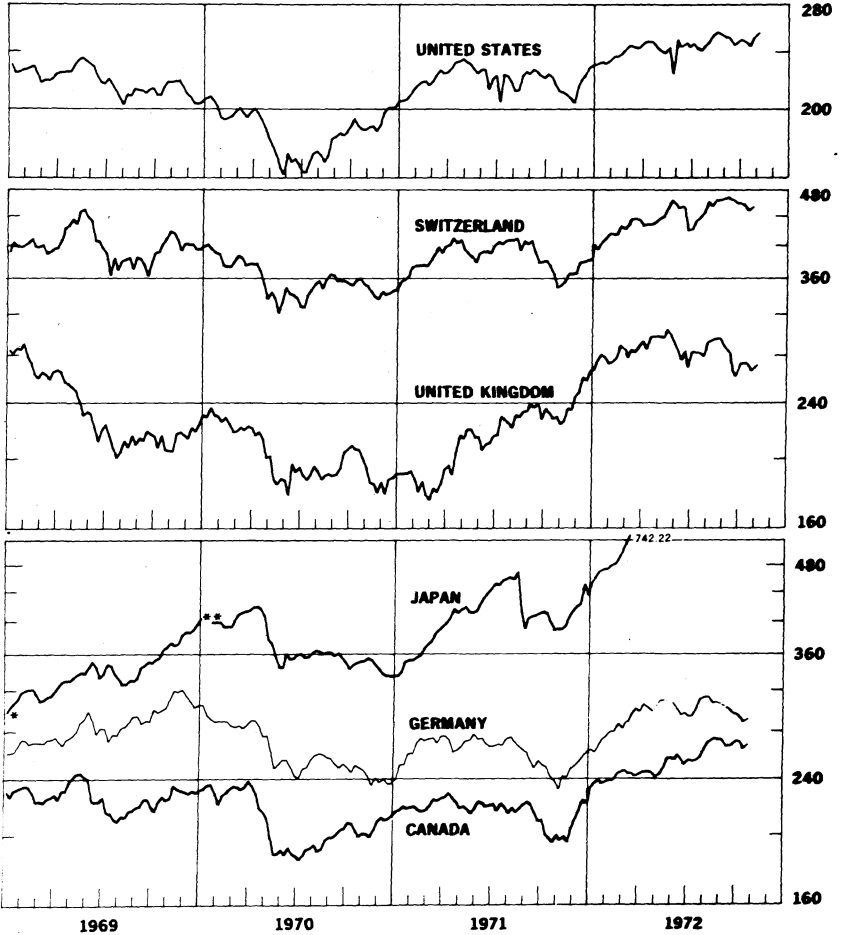
*** New series F starts 12-71.

1976

CHART 14

INDUSTRIAL STOCK INDEXES

1958=100
Ratio scale



* Japan index of 225 industrial and other stocks traded on Tokyo exchange.

** Japan index of all industrial and other stocks traded on the first section of the Tokyo Stock Exchange.

November 8, 1972

H. 13
No.583

IV. SELECTED CENTRAL BANK DISCOUNT RATES

1979

| Country | Current Rate | In Effect Since | Previous Rate | In Effect Since |
|----------------|--------------|------------------|---------------|-----------------|
| E.E.C.: | | | | |
| Belgium | 4.0 | March 2, 1972 | 4.5 | Feb. 5, 1972 |
| France | 6.50 | November 2, 1972 | 5.75 | April 6, 1972 |
| Germany | 4.0 | " " " | 3.5 | Oct. 9, 1972 |
| Italy | 4.0 | April 10, 1972 | 4.5 | Oct. 14, 1972 |
| Netherlands | 4.0 | November 3, 1972 | 3.0 | Sept. 8, 1972 |
| | | | | |
| Switzerland | 3.75 | Sept. 15, 1969 | 3.0 | July 10, 1967 |
| United Kingdom | 6.0 | June 22, 1972 | 5.0 | Sept. 3, 1971 |
| | | | | |
| Canada | 4.75 | Oct. 25, 1971 | 5.25 | Feb. 24, 1971 |
| Japan | 4.25 | June 24, 1972 | 4.75 | April 29, 1971 |
| | | | | |
| United States | 4.50 | Dec. 13, 1971 | 4.75 | Nov. 11, 1971 |

**Effective October 13, 1972, the Bank of England replaced its traditional Bank Rate with a fluctuating "minimum lending rate" based on average Treasury bill tender rate. October 27, 1972 7.50

LATEST FIGURES PLOTTED ON THE CHARTS

| Chart | Panel | Series | Date | Rate | | | |
|-------|--------|-----------------------------------|---------------|---------|--------|--------|------|
| 1A | Upper | Swiss franc | Nov. 3 | +1.110 | | | |
| | | U.K. pound Actual Rate | " | 234.70 | | | |
| | Lower | French franc | " | +1.663 | | | |
| | | Japanese yen | " | +2.410 | | | |
| 1B | Upper | Belgian franc | " | +1.582 | | | |
| | | Italian lire | " | -0.508 | | | |
| | Lower | Canadian dollar Actual Rate | " | 101.57 | | | |
| | | German mark | " | +0.631 | | | |
| | | Dutch guilder | " | +0.512 | | | |
| 2A | | German mark | " | +2.00 | | | |
| | | Swiss franc | " | +2.25 | | | |
| | | U.K. pound | " | -2.81 | | | |
| 2B | Upper | Dutch guilder | " | +1.65 | | | |
| | | Canadian dollar | " | +0.01 | | | |
| | | French franc | " | -0.60 | | | |
| | Lower | Japanese yen | " | N.A. | | | |
| 3A | | German mark | " | +6.41 | | | |
| | | U.S. dollar | " | +2.32 | | | |
| 3B | | Swiss franc | " | +3.60 | | | |
| | | French franc | " | +1.74 | | | |
| 4 | | Gold price, U.S. dollar per ounce | " | 64.22 | | | |
| 5A | Upper | Overnight Euro-\$ deposits | Oct. 25 | 4.57r | | | |
| | | Federal Funds | Nov. 1 | 4.71 | | | |
| | | | Federal Funds | Oct. 25 | Nov. 1 | 5.01 | 5.01 |
| | Middle | Differential | " 25 " | 1 | -0.44r | -0.44r | |
| | Lower | Euro-currencies | | | | | |
| | | Euro DM | Nov. 3 | 1.75p | | | |
| | | Euro Swiss Fr. | " | 2.58p | | | |
| 5B | Upper | Japan, Unconditional Money | Oct. 27 | 4.38 | | | |
| | | U.K., 2-day Local Author. Deps. | " | 6.94 | | | |
| | | Canada, Day-to-day Loans | Oct. 25 | Nov. 1 | 3.70 | 3.70 | |
| | Lower | France, Day-to-Day Money | Nov. 3 | 6.75 | | | |
| | | Germany, Call Money | " | 7.75 | | | |
| | | Netherlands, Call Money | Oct. 20 | 2.58 | | | |

1951

IV - 3

| Chart | Panel | Series | Date | Rate |
|-------|-------|---|---------|-------|
| 6A | | Euro-\$ 7-day Rate | Nov. 3 | 4.75 |
| | | Euro-\$ 1-month Rate | " | 5.25 |
| 6B | | Euro-\$ 3-month Rate | " | 5.88 |
| | | Euro-\$ 6-month Rate | " | 6.19 |
| 7A | Upper | Euro-\$ 3-month Deposits | Nov. 1 | 5.50 |
| | | U.S. Certificate of Deposits | " | 5.20 |
| | Lower | Differential | " | +0.30 |
| 7B | Upper | Euro-\$ 3-month Deposits | " | 5.50 |
| | | Euro-\$ 3-month Deposits (Adj.) | " | 6.88 |
| | | U.S. Certificate of Deposits (Adj.) | " | 5.39 |
| | Lower | Differential: on Adj. Euro-\$ Deposits | " | +1.49 |
| | | on Unadj. Euro-\$ Deposits | " | +0.11 |
| 8A | Upper | Euro-\$ 3-month Deposits | Oct. 20 | 6.09 |
| | | Sterling Certificates of Deposit | " | 4.94 |
| | Lower | Differential | " | -1.15 |
| 8B | Upper | Euro-\$ 3-month Deposits | " | 6.09 |
| | | Local Authority Deposits (covered) | " | 4.82 |
| | Lower | Differential | " | -1.27 |
| 9A | | U.S. Treasury Bill rate | Nov. 3 | 4.63 |
| | | U.K. Treasury Bill rate | " | 6.79 |
| | | Local Authority Deposit (uncovered) | Oct. 27 | 7.69 |
| 9B | Upper | Spread (+ = favor London) | Nov. 3 | +2.16 |
| | | 3-month Forward Pound | " | -2.72 |
| | Lower | Net Incentive (+ = favor London) | " | -0.56 |

1852

IV - 4

| Chart | Panel | Series | Date | Rate |
|-------|--------|---|--------|-------|
| 10A | Upper | Euro-\$ Deposits (covered) | Nov. 1 | 4.12 |
| | | German Interbank Loan rate | " | 7.25 |
| | Lower | Differential | " | +3.13 |
| 10B | Upper | Euro-\$ Deposits (covered) | " | 3.60 |
| | | Swiss Deposit rate | " | 2.50p |
| | Lower | Differential | " | -1.10 |
| 11 | Upper | Canadian Finance Paper | Nov. 3 | 5.13 |
| | | U.S. Treasury Bill rate | " | 4.63 |
| | | Canadian Treasury Bill rate | " | 3.47 |
| | | U.S. Prime Finance paper (not plotted) | " | 5.13 |
| | Second | Bill rate differential | " | -1.14 |
| | | Forward Canadian dollar | " | -0.08 |
| | Third | Net incentive on bills | " | -1.22 |
| | Bottom | Net incentive on Finance Paper | " | +0.08 |
| 12A | Upper | U.K. Treasury Bill rate | " | 6.79 |
| | | U.S. Treasury Bill rate | " | 4.63 |
| | | German Interbank Loan rate | Nov. 1 | 7.25 |
| | Lower | Japanese Average rate | August | 6.896 |
| | | Canadian Treasury Bill rate | Nov. 3 | 3.47 |
| | | U.S. Treasury Bill rate | " | 4.63 |
| 12B | | Euro-\$ Deposits | " | 5.88 |
| | | Swiss 3-month Deposit rate | " | 2.50p |
| | | U.S. Treasury Bill rate | " | 4.63 |

2.50

1553

| Chart | Panel | Series | Date | Rate | |
|-------|--------|--|-------------------|--------------------|----------------------------|
| 13 | Upper | Netherlands | Oct. 20 | 6.58 | |
| | | Canada | Nov. 1 | 6.81 | |
| | | United States | " | 5.32 | |
| | | Switzerland | Oct. 27 | 5.08 | |
| | Middle | Germany | Oct. 13 | 7.99 | |
| | | United Kingdom | Oct. 27 | 9.73 | |
| | | | | | |
| | Lower | U.S. Corp. Dollar Euro-bonds Series F | September | 7.93 | |
| | | U.S. Corp. DM Euro-bonds Series F | " | 6.66 | |
| | | U.S. Corp. Aaa bonds | " | 7.22 | |
| 14 | Upper | Switzerland | Oct. 27 | 453.0 | |
| | | * Germany | Oct. 6 Oct. 13 | Oct. 23 Oct. 31 | 296.6 288.6 292.4 290.8 |
| | | United States | Nov. 3 | 255.0 | |
| | Middle | United Kingdom | " | 271.96 | |
| | | Canada | Oct. 25 | 267.25 | |
| | Lower | ** Japan | Oct. 28 | 742.22 | |
| | | United States | Nov. 3 | 255.0 | |

* New - Average yield of ALL German Public Authorities bonds made as of banking key days.

** Beginning week ended September 5, 1970, the Japanese index plotted is that of all industrial and other stocks on the First Section of the Tokyo Stock Exchange.