


October 18, 1972 No. 580

H-13 Division of International Finance Europe and British Commonwealth Section

McLean
1418



*209 Sw...
N.13*

SELECTED INTEREST & EXCHANGE RATES FOR MAJOR COUNTRIES & THE U.S.

WEEKLY SERIES OF CHARTS

BOARD OF GOVERNORS OF THE FEDERAL RESERVE SYSTEM

TABLE OF CONTENTS

PART I. EXCHANGE RATES AND GOLD PRICES

- Chart 1A and B - Spot Exchange Rates, Major Currencies against U.S. Dollar
- Chart 2A and B - 3-Month Forward Exchange Rates, Major Currencies against U.S. Dollar
- Chart 3A and B - 3-Month Forward Exchange Rates, Major Currencies against U.K. Pound
- Chart 4 - Gold Price in London

PART II. SHORT-TERM INTEREST RATES

- Chart 5 - Call Money Rates
- Chart 6A and B - London: Euro-\$ Deposit Rates
- Chart 7A and B - New York - London: Yields on U.S. Dollar Funds
- Chart 8A and B - London: Covered Yields on U.S. Dollar Funds
- Chart 9A and B - Interest Arbitrage: United States-United Kingdom
- Chart 10A and B - Interest Arbitrage: U.S.-Germany and U.S.-Switzerland
- Chart 11 - Interest Arbitrage: United States-Canada
- Chart 12A and B - Selected Short-term Interest Rates

PART III. LONG-TERM INTEREST RATES AND STOCK INDICES

- Chart 13 - Long-Term Bond Yields
- Chart 14 - Industrial Stock Indices

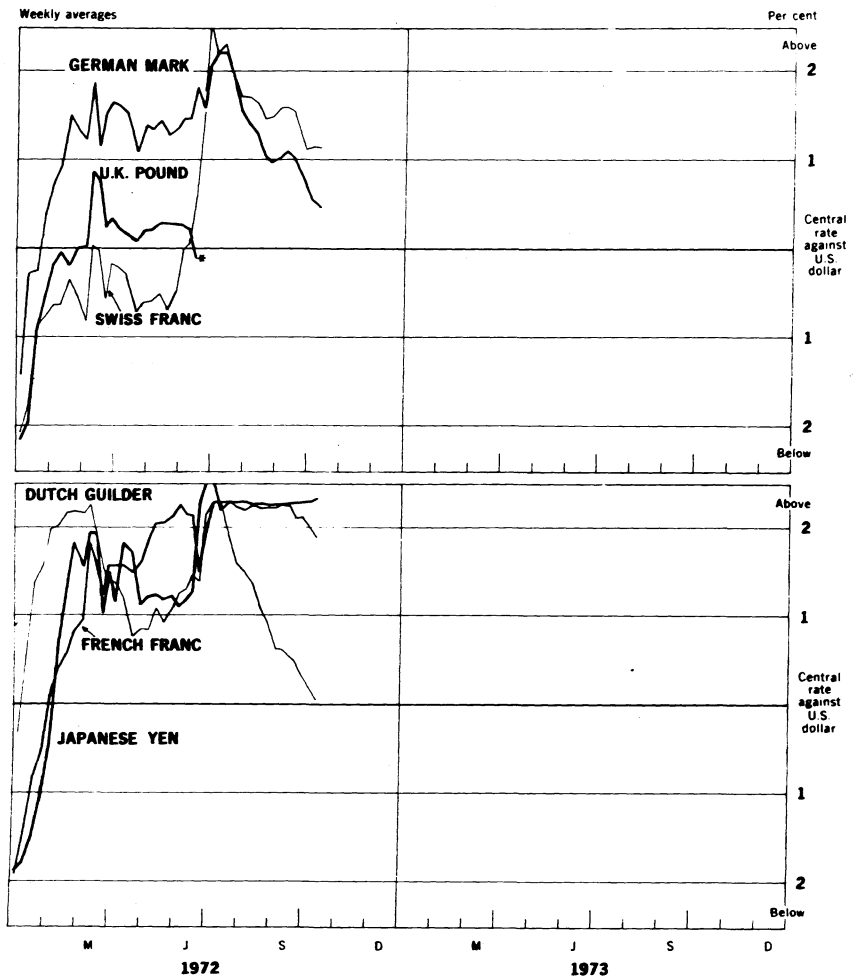
PART IV. SELECTED CENTRAL BANK DISCOUNT RATES AND LATEST FIGURES PLOTTED ON THE CHARTS

NOTE: This series is a continuation of the CAPITAL MARKETS DEVELOPMENTS ABROAD, which was published under that title through December 31, 1968. The changes in the format and order of the charts are explained in the Supplement to the series, which accompanied issue dated January 1, 1969. All series and their sources are fully described in a Supplement dated January 1, 1972.

1970

Chart 1A

SPOT EXCHANGE RATES - MAJOR CURRENCIES AGAINST U.S. DOLLAR



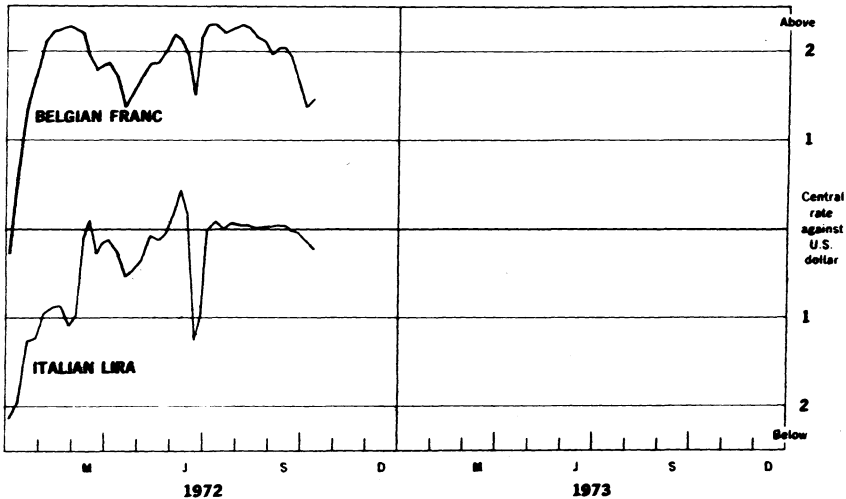
* Pound floated June 23, 1972.

1421

Chart 1B

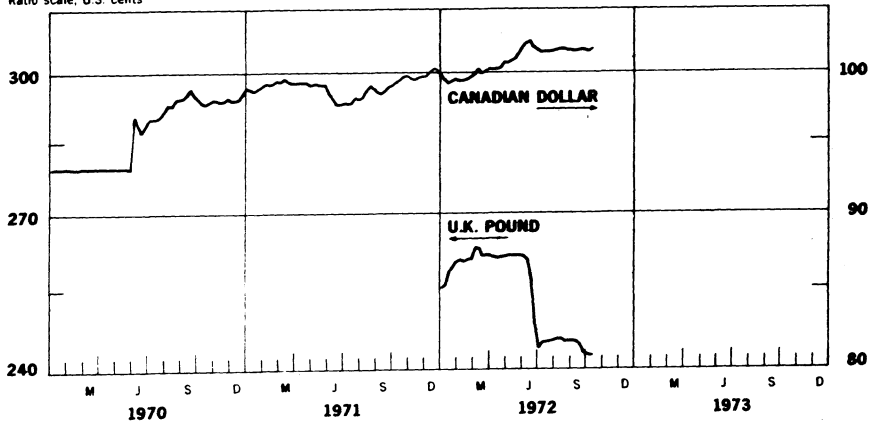
SPOT EXCHANGE RATE - MAJOR CURRENCIES AGAINST U.S. DOLLAR

Weekly averages



Ratio scale, U.S. cents

Ratio scale, U.S. cents



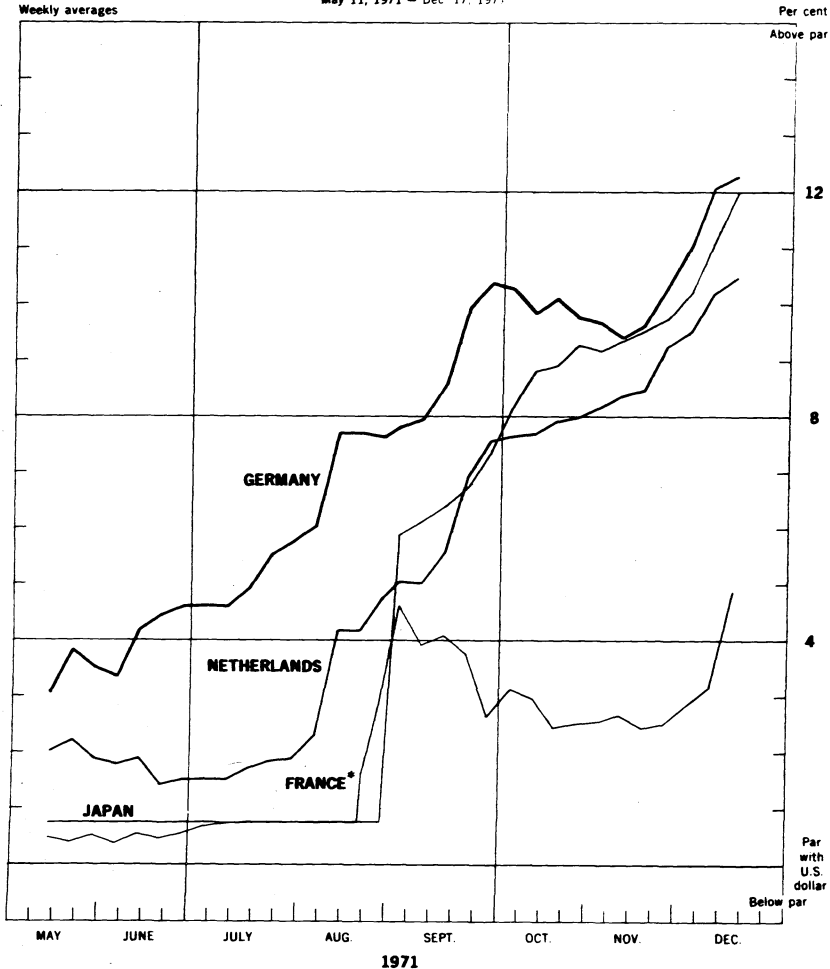
1422

Chart 1C

SPOT EXCHANGE RATES - MAJOR CURRENCIES AGAINST U.S. DOLLAR

Weekly averages

May 11, 1971 - Dec 17, 1971



* Financial franc

Chart 1D

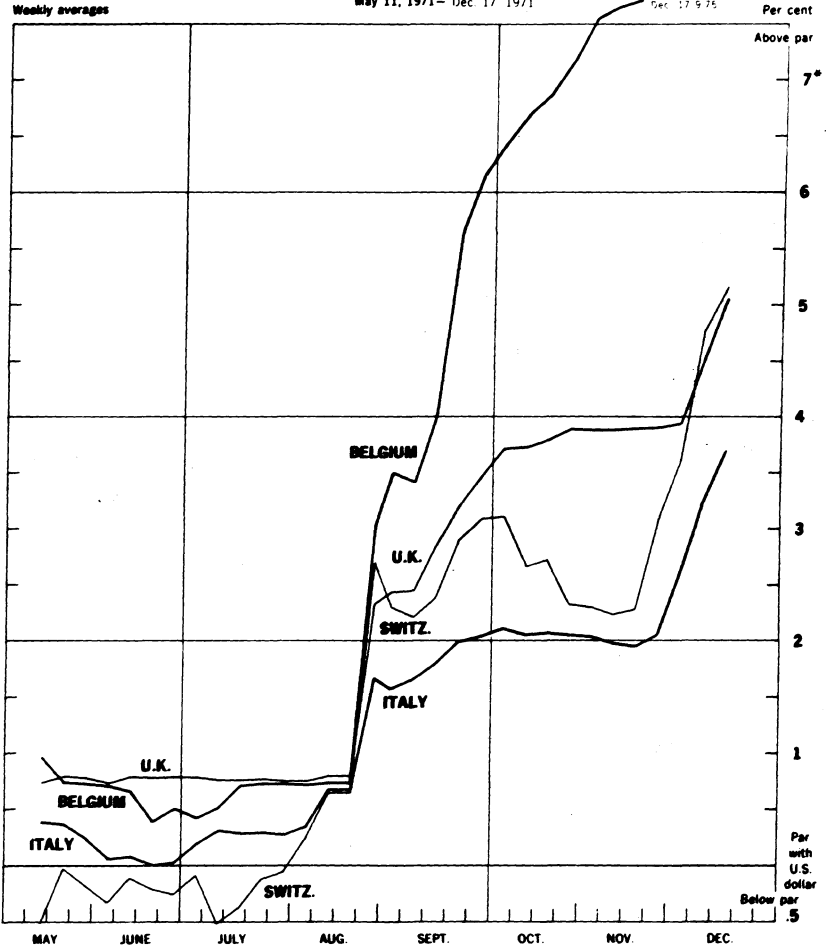
1423

SPOT EXCHANGE RATES - MAJOR CURRENCIES AGAINST U.S. DOLLAR

Weekly averages

May 11, 1971 - Dec 17, 1971

Dec 17 9 75



1971

*For clarity the vertical scale is double that used in 1C

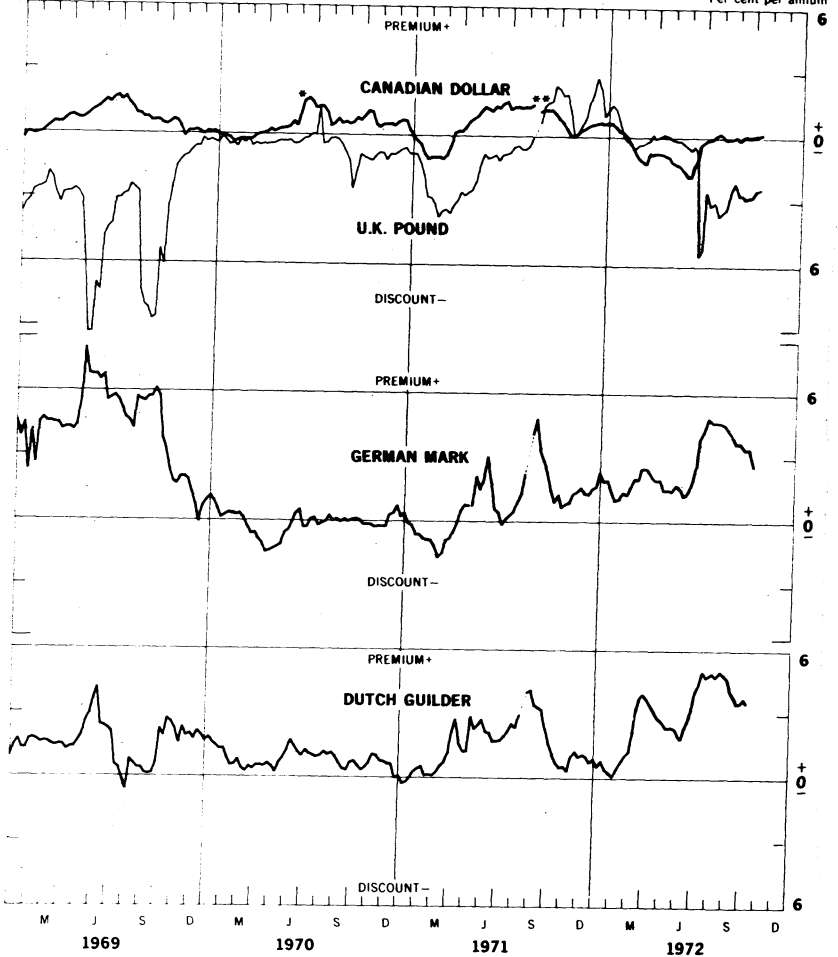
1974

Chart 2A

3-MONTH FORWARD EXCHANGE - MAJOR CURRENCIES AGAINST U.S. DOLLAR

Weekly averages

Per cent per annum



* Canadian Dollar Rate not supported by Bank of Canada

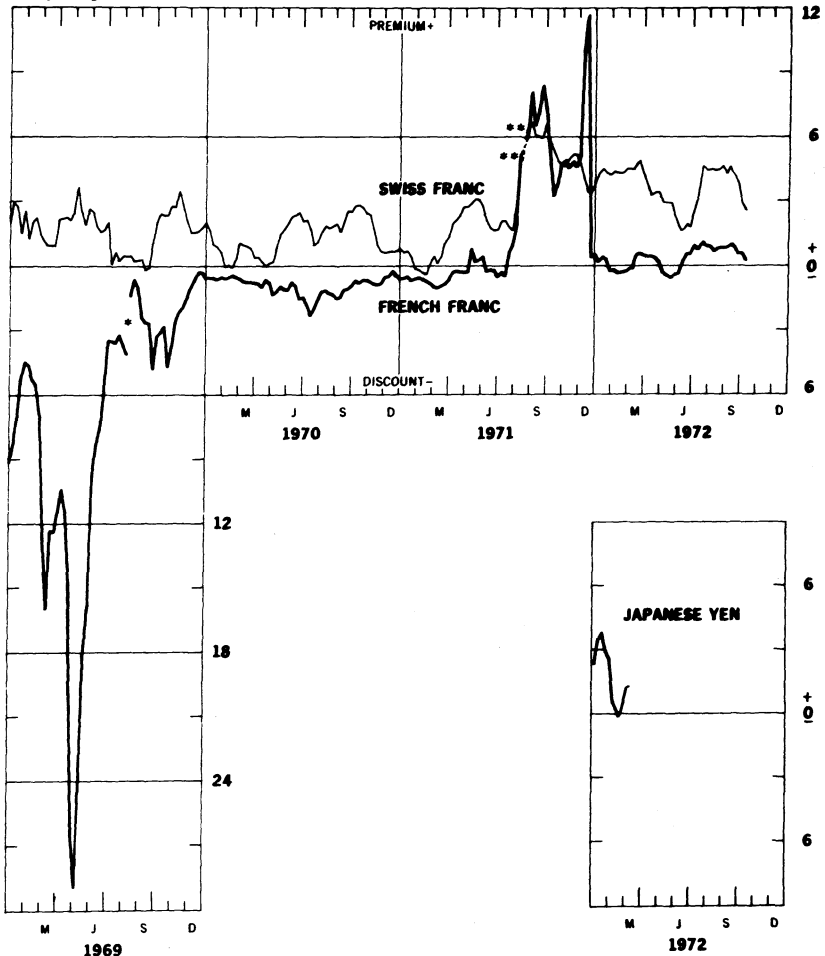
** No quotation

1975

3-MONTH FORWARD EXCHANGE - MAJOR CURRENCIES AGAINST U.S. DOLLAR

Weekly averages

Par cent per annum



* Devaluation of the French franc from 4.94 to 5.55 for \$1.00.
 ** No quotation

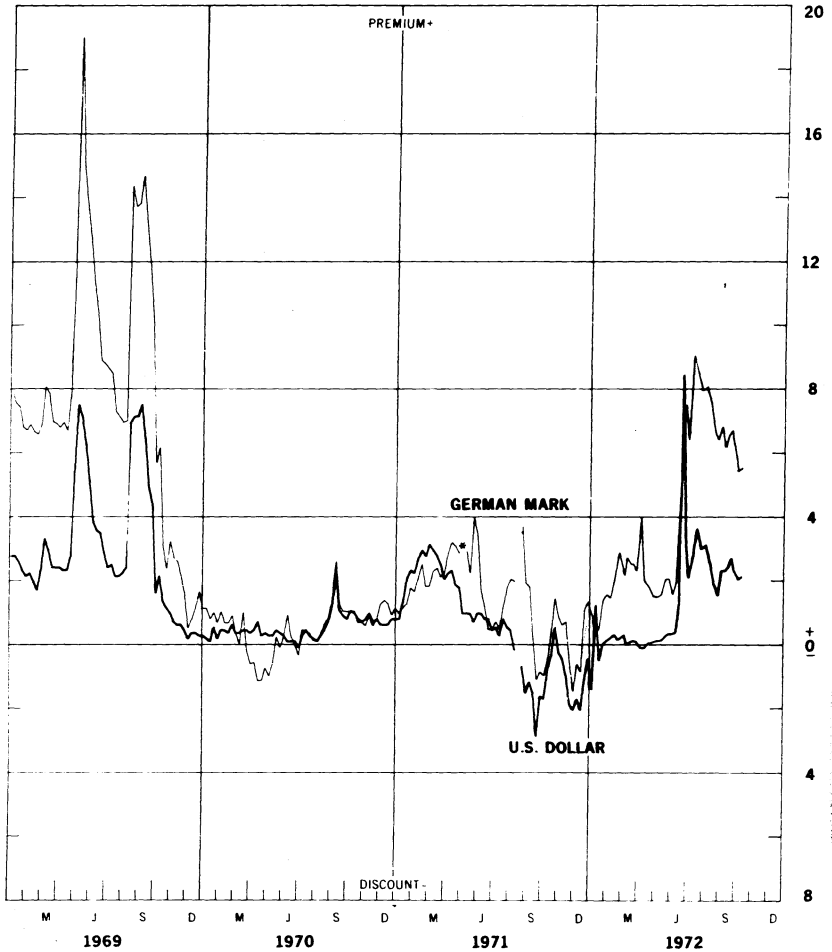
1976

Chart 3A

3-MONTH FORWARD EXCHANGE - MAJOR CURRENCIES AGAINST U.K. POUND

Friday figures

Per cent per annum



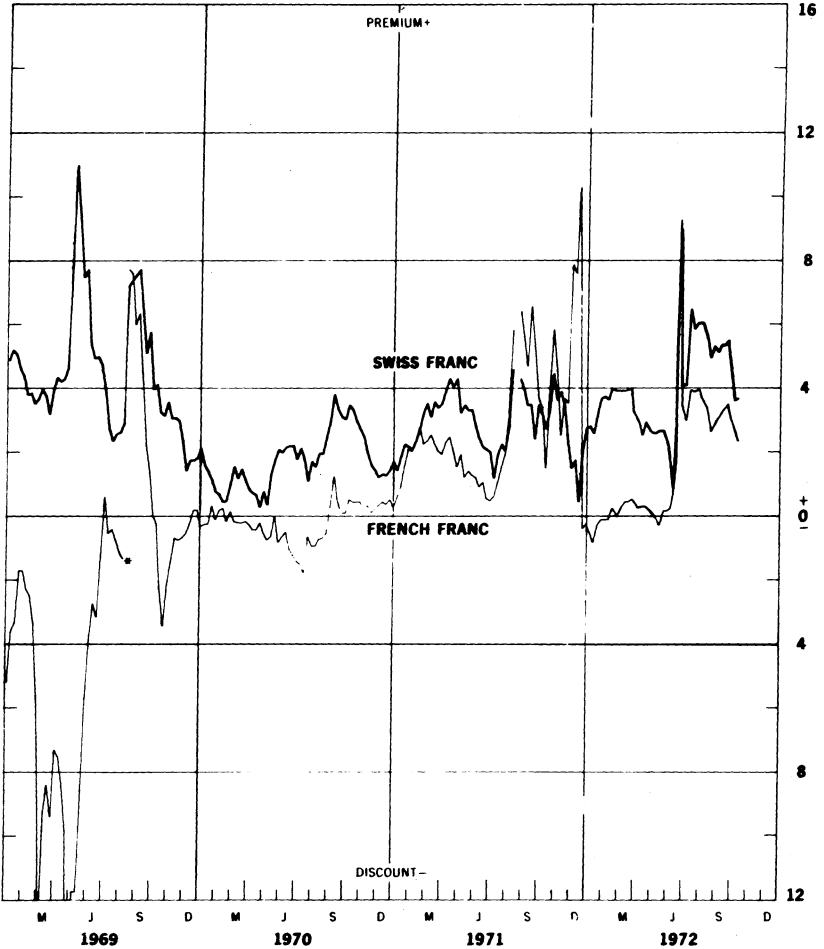
* No quotation

1977

3-MONTH FORWARD EXCHANGE - MAJOR CURRENCIES AGAINST U.K. POUND

Friday figures

Per cent per annum



* Devaluation of the French franc from 4.94 to 5.55 for \$1.00

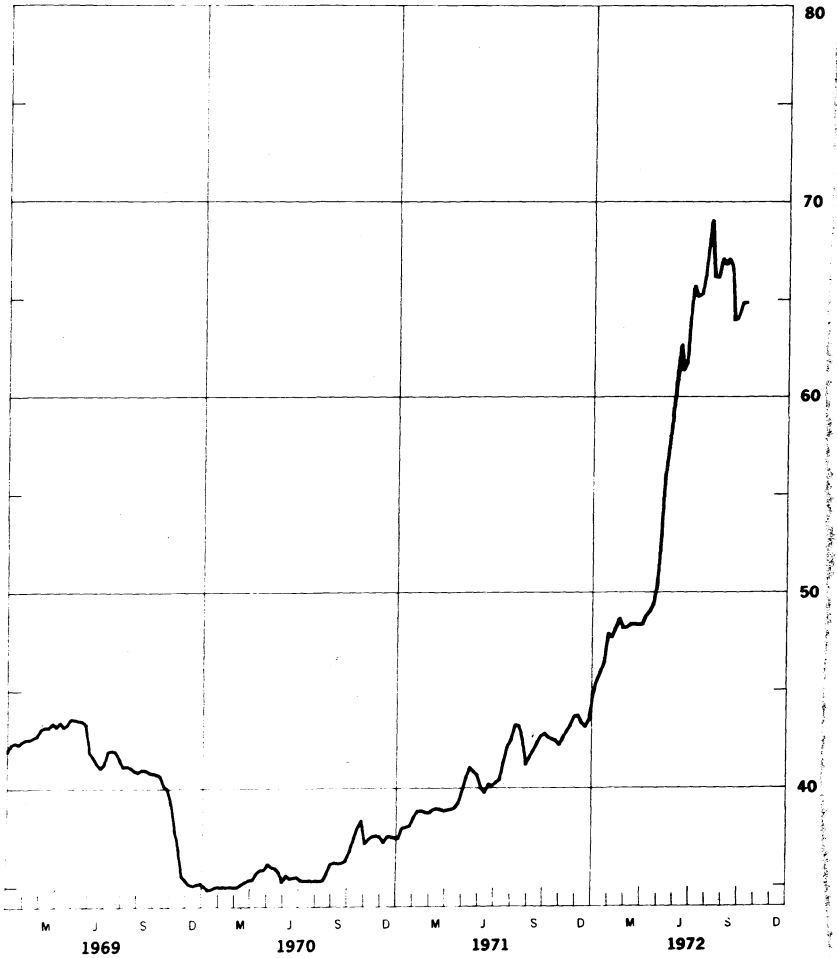
1728

Chart 4

GOLD PRICE IN LONDON, 12.5 Kg BARS

Week's average of afternoon fixings

U.S. dollar equivalent per fine ounce

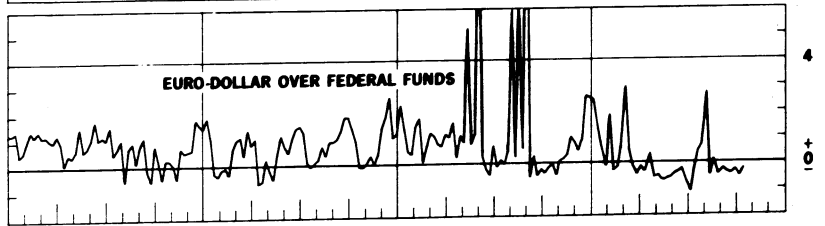
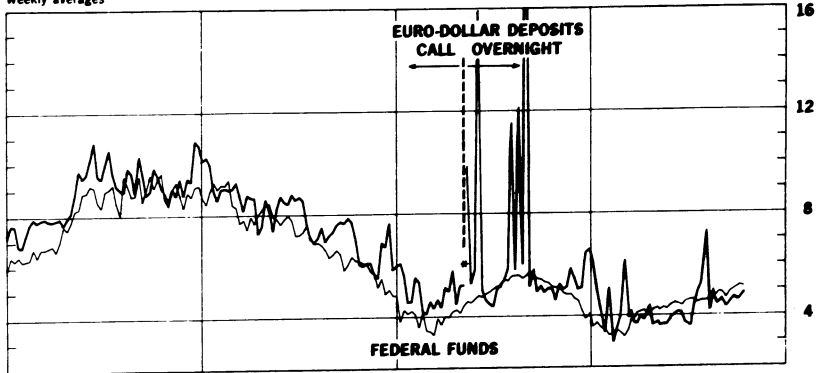


CALL MONEY RATES

DOLLAR FUNDS

Weekly averages

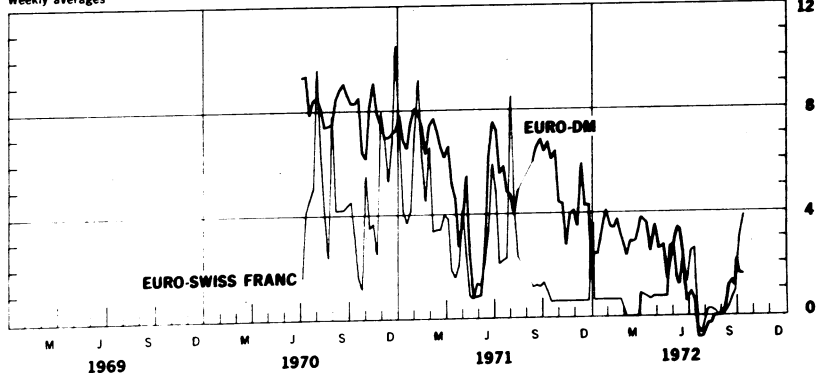
Per cent per annum



EURO-CURRENCIES

Weekly averages

Per cent per annum



* May 10, 1971 - Charged to Overnight Euro \$ Deposits

1970

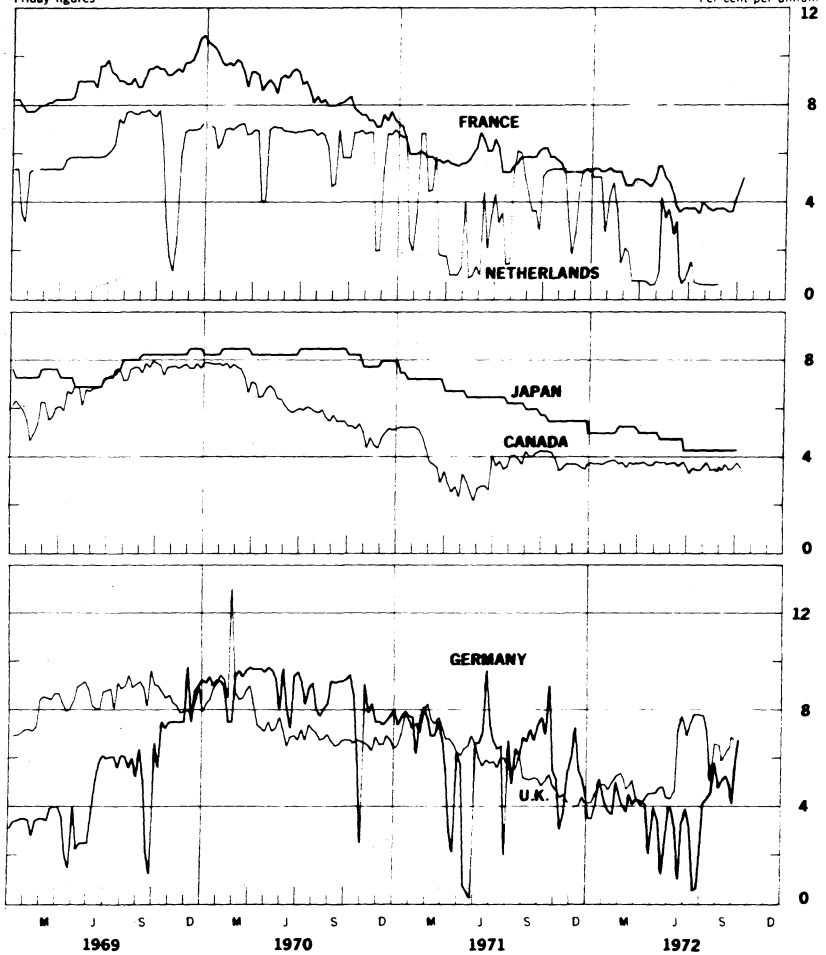
Chart 5B

CALL MONEY RATES

SELECTED FOREIGN AND EEC CURRENCIES

Friday figures

Per cent per annum



France, Day to day Money, Netherlands, Call Money, weekly average Japan, Unconditional Money.
 Canada, Day-to day Loans, weekly average, Germany, Call Money, U.K., 2-day Local Authority Deposits

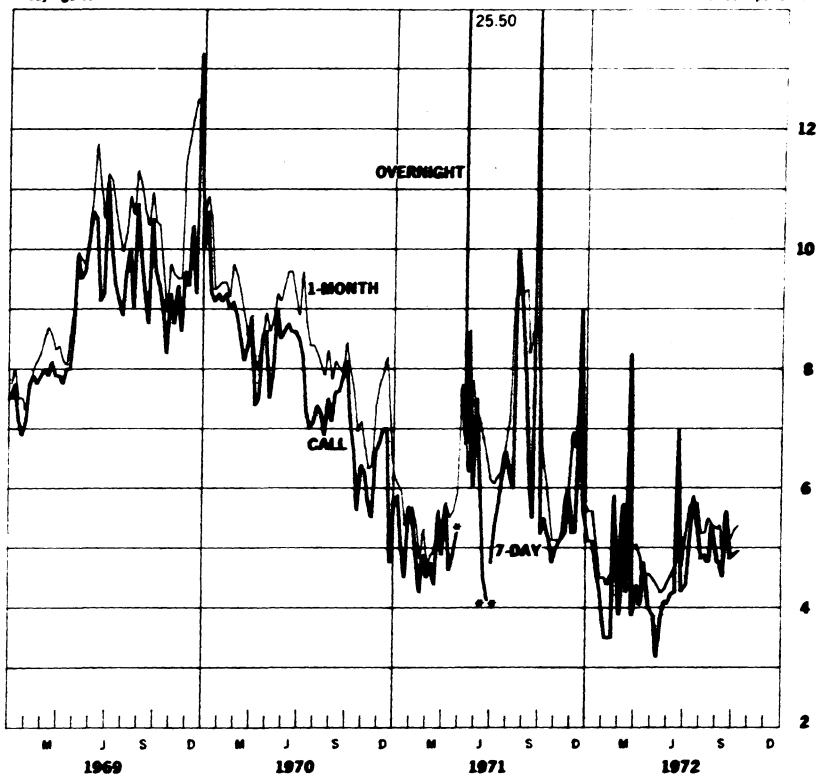
1431

Chart 6A

LONDON: EURO-DOLLAR DEPOSIT RATES

Friday figures

Per cent per annum



* May 12/71—changed to Overnight Euro-Dollar Deposits

** July 1—changed to 7-Day Euro-Dollar

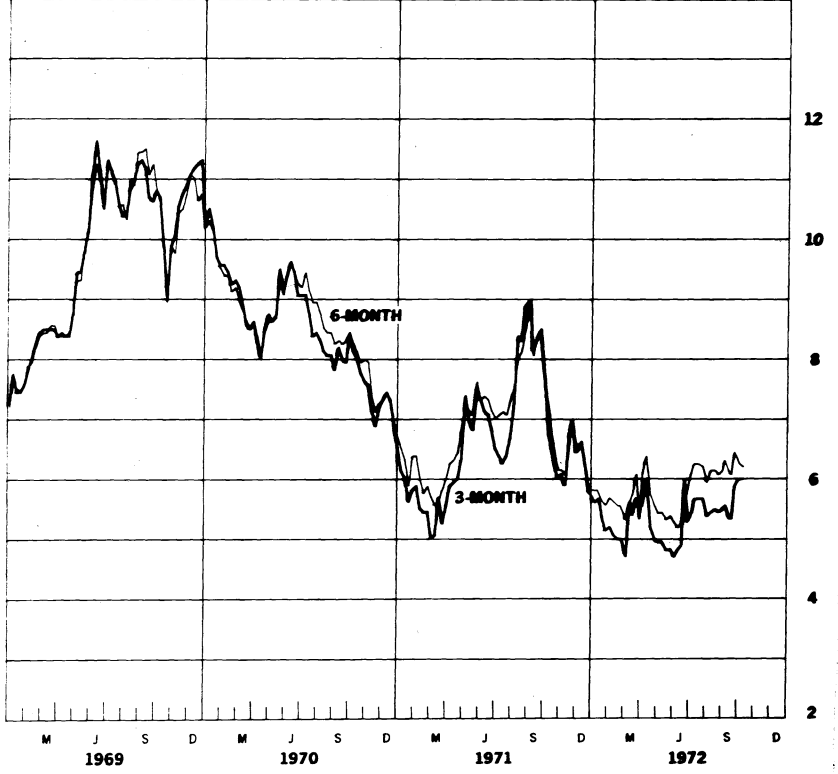
1532

Chart 68

LONDON: EURO-DOLLAR DEPOSIT RATES

Friday figures

Per cent per annum



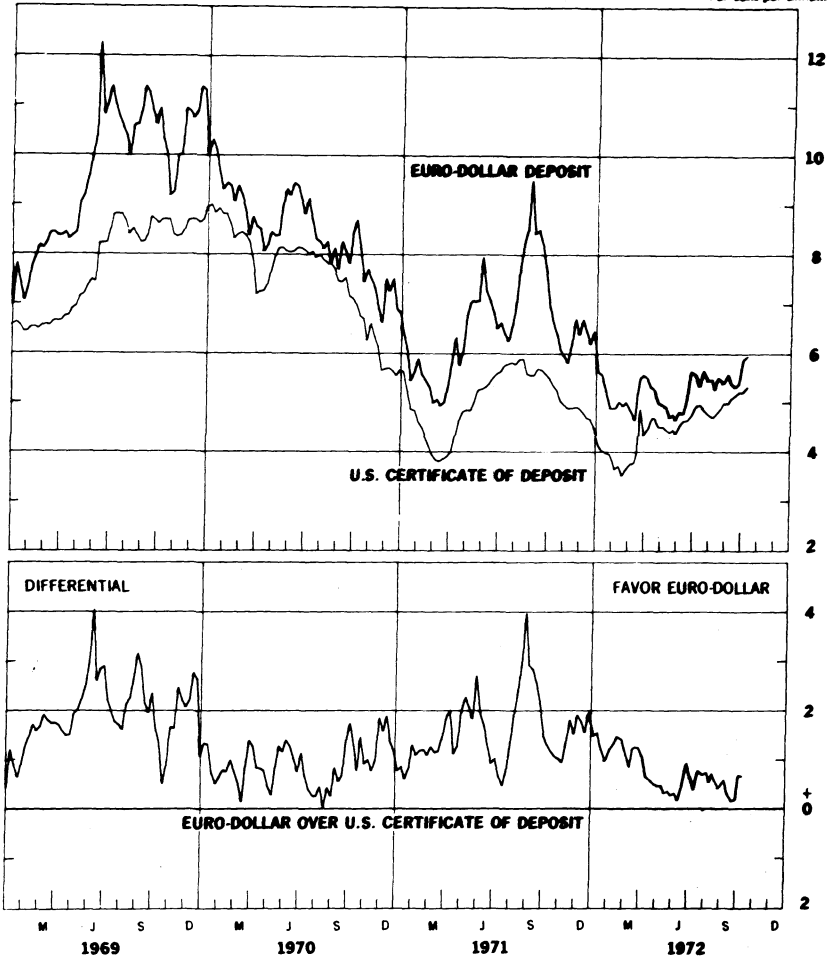
1633

NEW YORK-LONDON: YIELDS ON U.S. DOLLAR FUNDS

3-MONTH DOLLAR DEPOSIT RATES—SECONDARY MARKET

Wednesday figures

Per cent per annum



1934

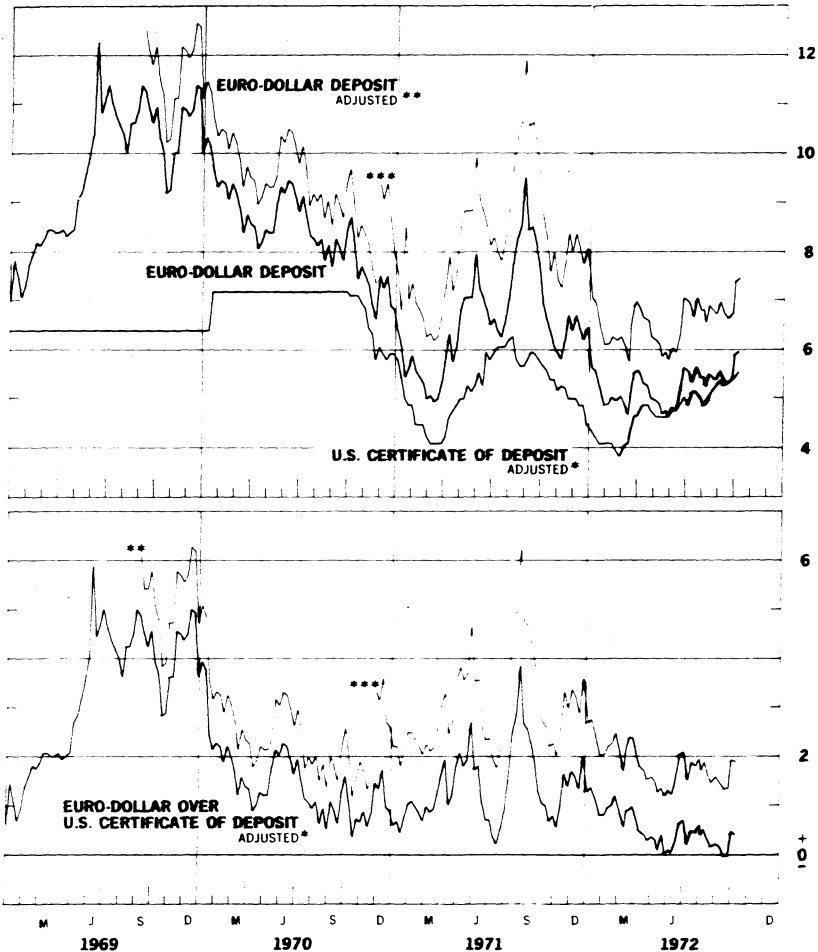
Chart 7B

NEW YORK-LONDON: COST OF U.S. DOLLAR FUNDS

3-MONTH DOLLAR DEPOSIT RATES—PRIMARY MARKET

Wednesday figures

Per cent per annum



* Adjusted for Reserve Requirement
 ** Adjusted for 10% Marginal Reserve Requirement
 *** Adjusted for 20% Marginal Reserve Requirement

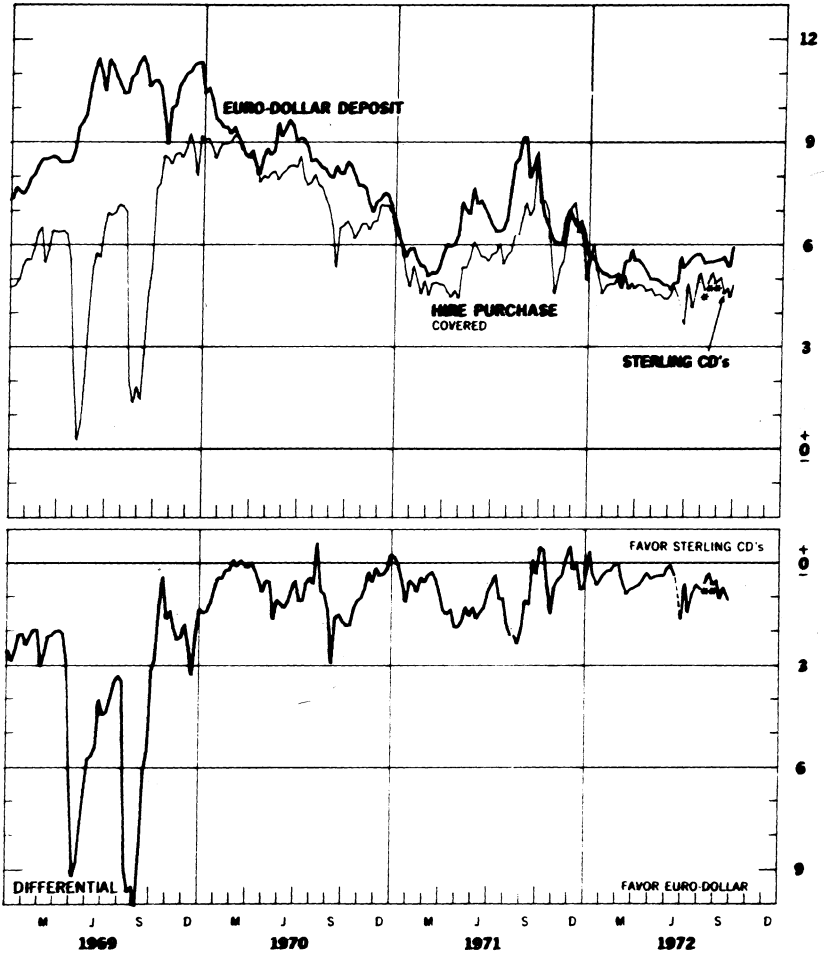
1435

LONDON: COVERED YIELDS ON U.S. DOLLAR FUNDS

HIRE PURCHASE AND EURO-DOLLAR RATES

Friday figures

Per cent per annum



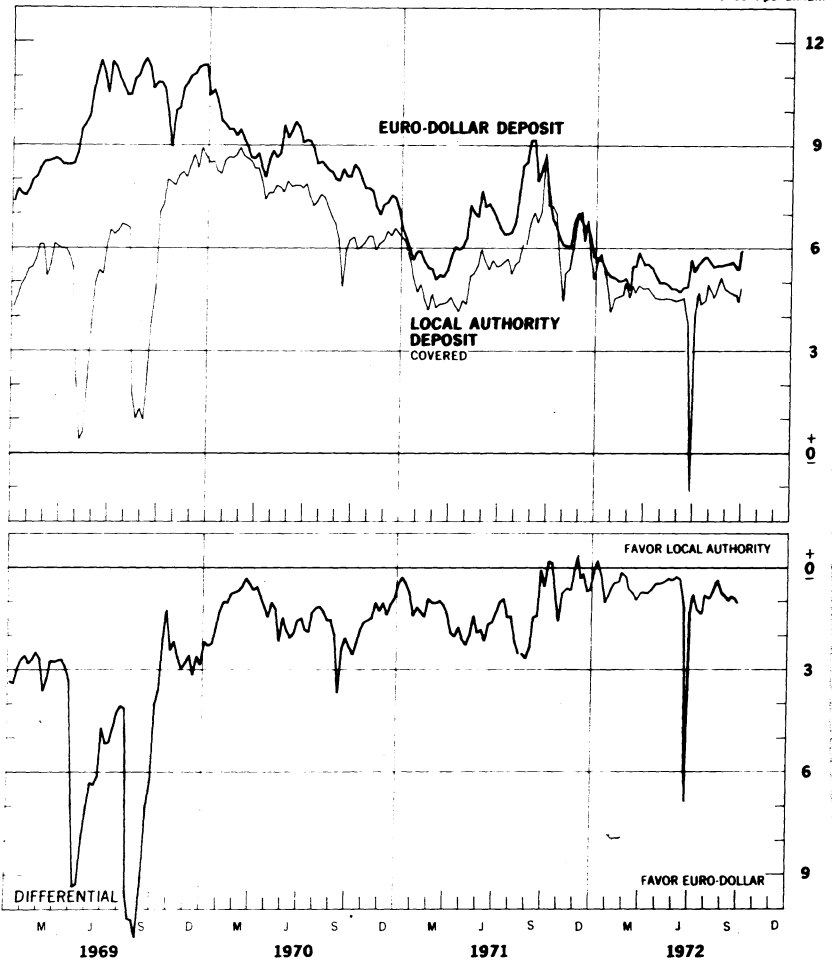
* Hire Purchase temporarily suspended as of August 11.
 ** Sterling Certificates of Deposit started as of August 11.

LONDON: COVERED YIELDS ON U.S. DOLLAR FUNDS

LOCAL AUTHORITY AND EURO-DOLLAR RATES

Friday figures

Per cent per annum



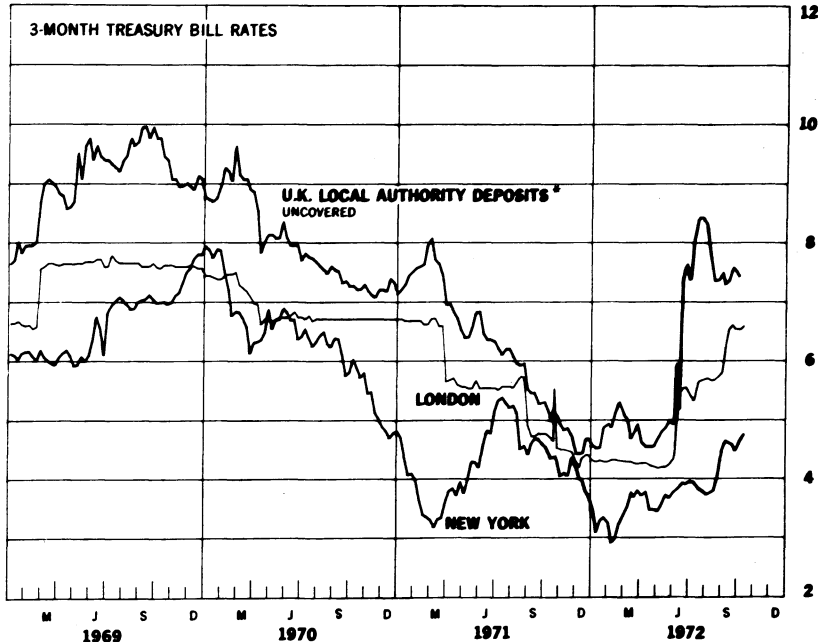
1207

Chart 9A

INTEREST ARBITRAGE: UNITED STATES AND UNITED KINGDOM

Friday figures

Per cent per annum



* Plotted for comparison purposes

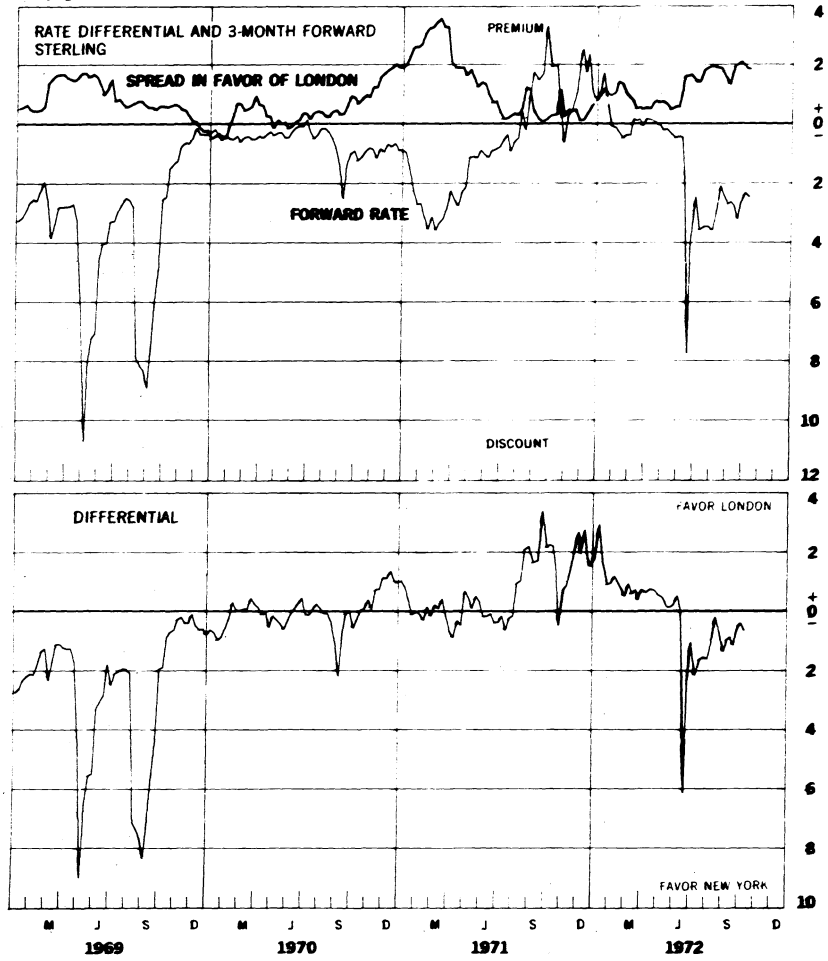
7138

Chart 9B

INTEREST ARBITRAGE: UNITED STATES AND UNITED KINGDOM

Friday figures

Per cent per annum



1439

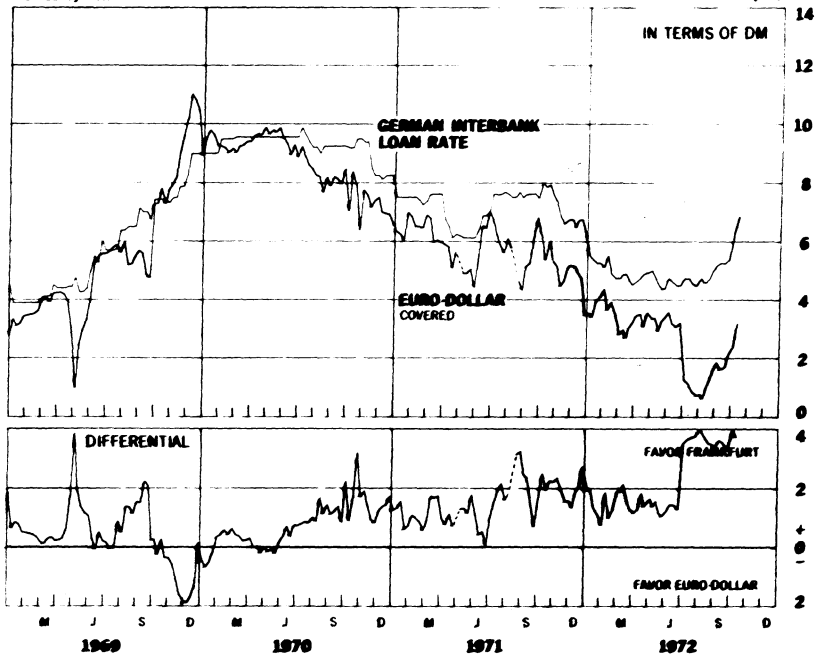
Chart 10A

3-MONTH FUNDS INTEREST ARBITRAGE: EURO-DOLLAR - GERMAN MARK

FRANKFURT INTERBANK LOAN RATE VS. LONDON EURO-DOLLAR RATE

Wednesday rates

Per cent per annum



--- No quotation

1440

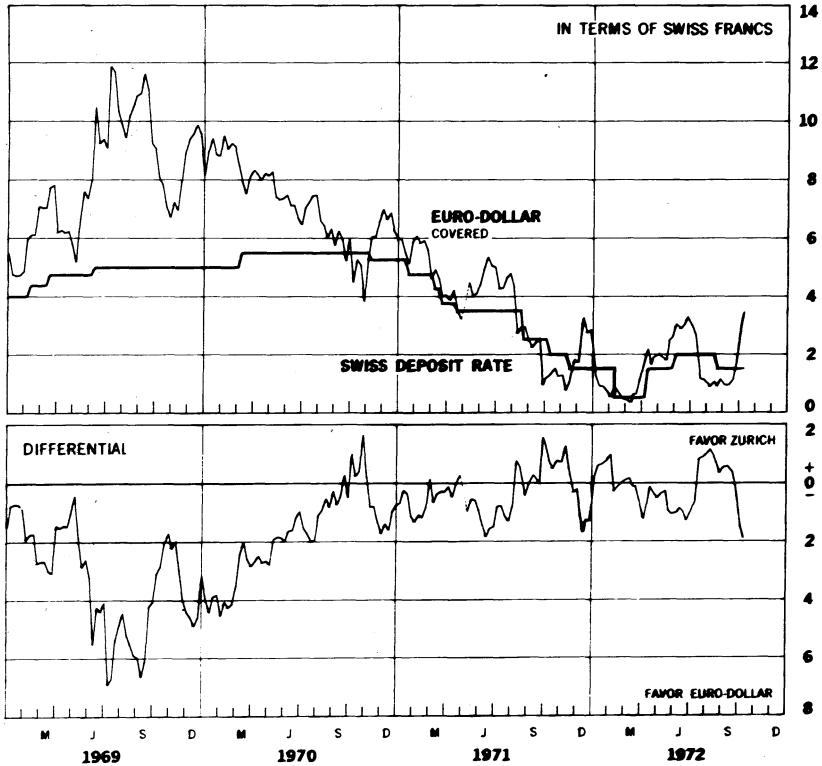
Chart 10B

3-MONTH FUNDS INTEREST ARBITRAGE: EURO-DOLLAR - SWISS FRANC

ZURICH DEPOSIT RATE VS. LONDON EURO-DOLLAR RATE

Wednesday rates

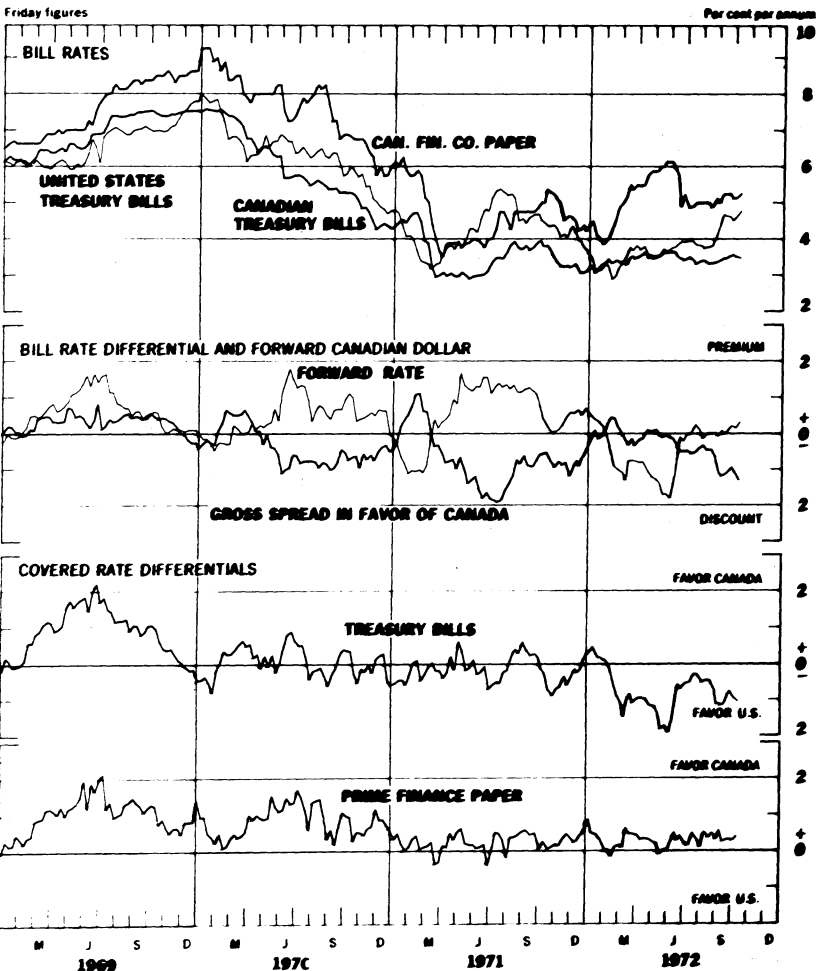
Per cent per annum



--- No quotation

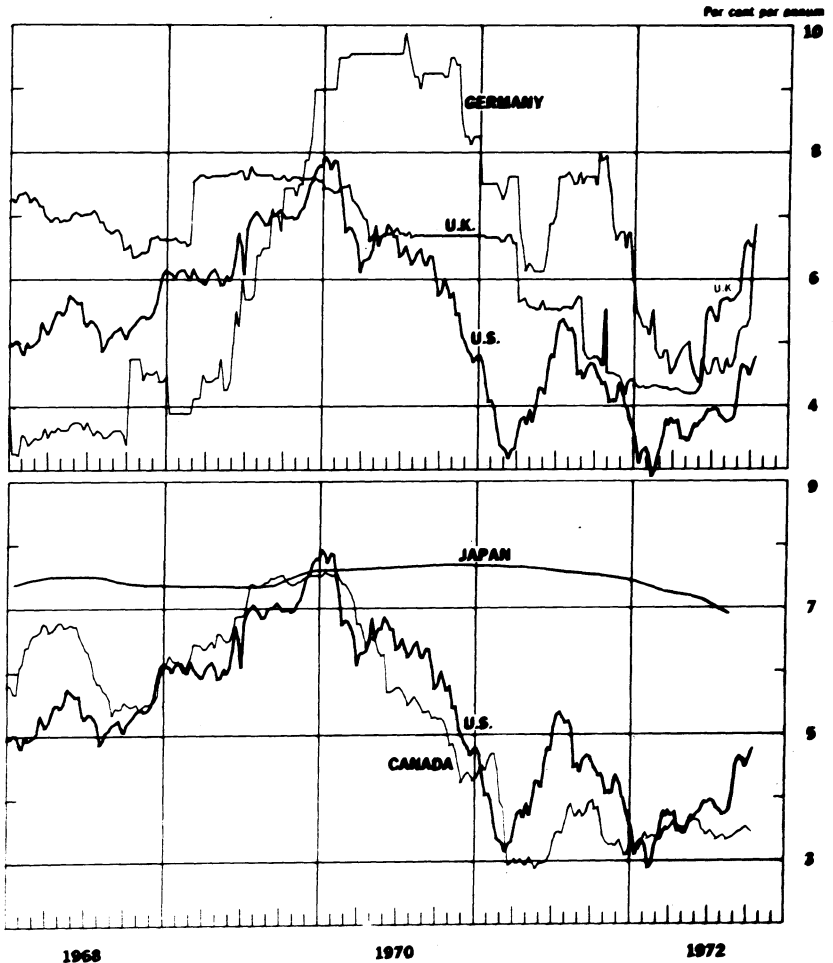
2441

3-MONTH INTEREST ARBITRAGE: UNITED STATES - CANADA



1253

SELECTED SHORT-TERM INTEREST RATES*



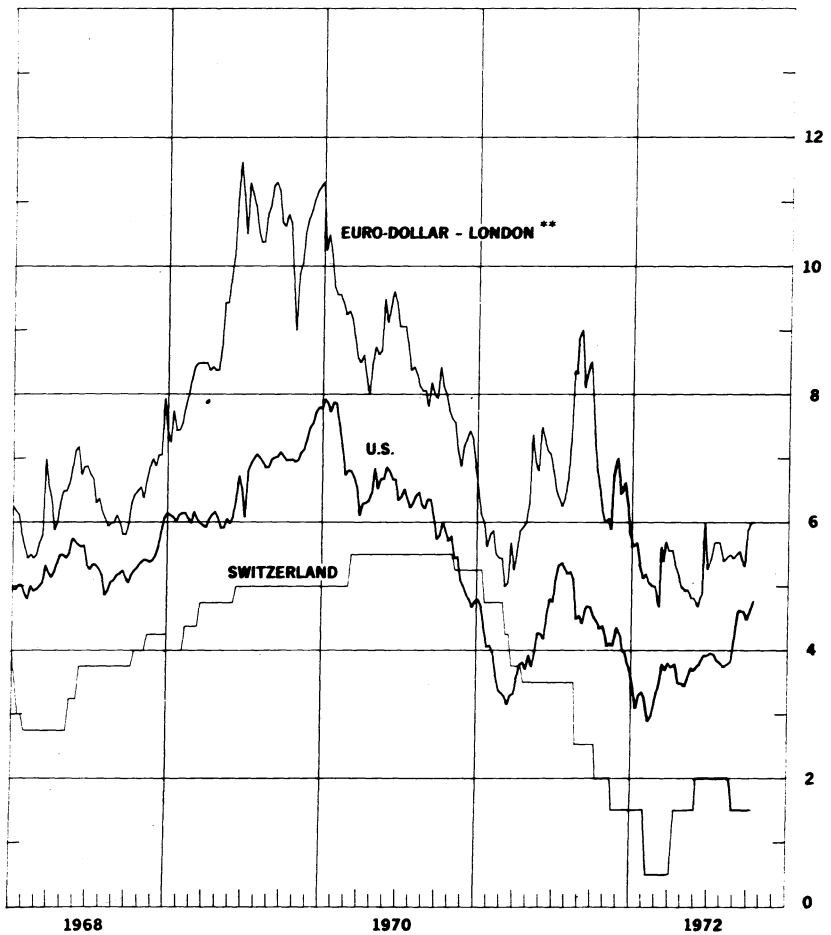
* 3-month treasury bill rates for all countries except Japan (Average rate on bank loans and discounts) and Germany (Interbank Loan Rate)

1494

Chart 12B

SELECTED SHORT-TERM INTEREST RATES*

Per cent per annum



* 3-month treasury bill rate for U.S., Switzerland—3-month deposit rate.
** 3-month rate for U.S. dollar deposits in London.

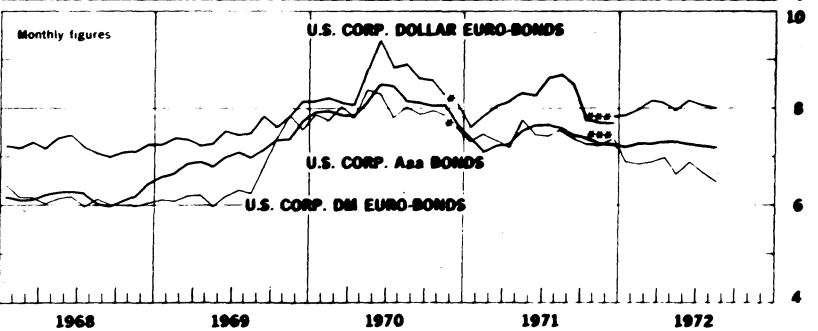
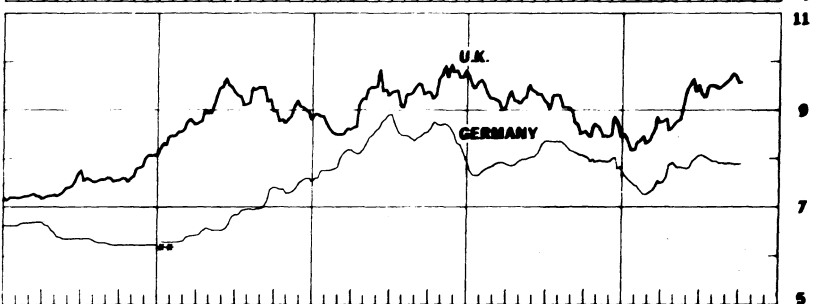
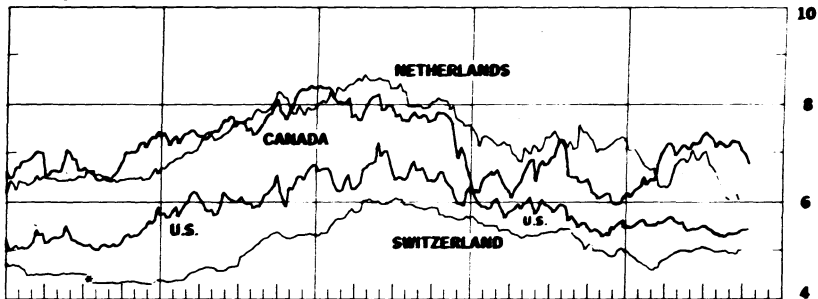
1995

Chart 13

LONG-TERM BOND YIELDS

Weekly figures

Per cent per annum



* New series for Switzerland starts 8-2-68, U.S. Corp. Dollar Euro Bonds and U.S. Corp. DM Euro Bonds starts 12-70

** New Average yield of all German F.A. Bonds begins 1-7-69

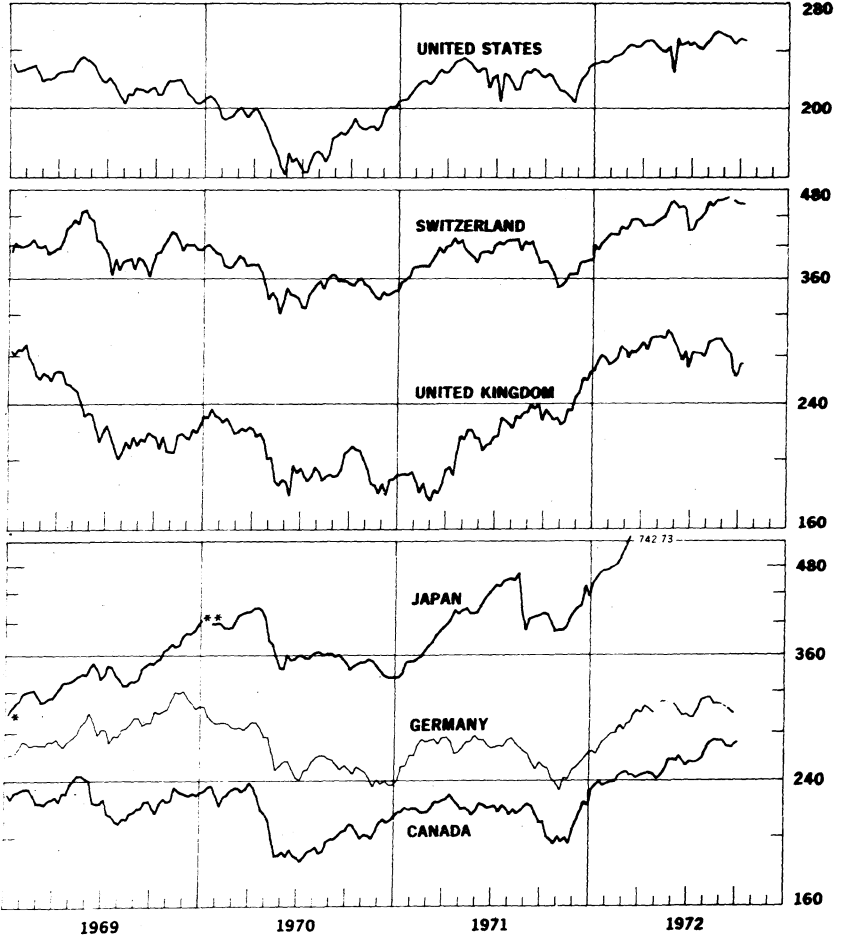
*** New series F starts 12-71.

1996

CHART 14

INDUSTRIAL STOCK INDEXES

1958=100
Ratio scale



* Japan index of 225 industrial and other stocks traded on Tokyo exchange.

** Japan index of all industrial and other stocks traded on the first section of the Tokyo Stock Exchange.

October 18, 1972

H. 13

No. 580

IV. SELECTED CENTRAL BANK DISCOUNT RATES

2997

Country	Current Rate	In Effect Since	Previous Rate	In Effect Since
E.E.C.:				
Belgium	4.0	March 2, 1972	4.5	Feb. 5, 1972
France	5.75	April 6, 1972	6.0	Jan. 13, 1972
Germany	3.5	Oct. 9, 1972	3.0	Feb. 25, 1972
Italy	4.0	April 10, 1972	4.5	Oct. 14, 1972
Netherlands	3.0	Sept. 8, 1972	4.0	March 1, 1972
Switzerland	3.75	Sept. 15, 1969	3.0	July 10, 1967
United Kingdom	6.0	June 22, 1972	5.0	Sept. 3, 1971
Canada	4.75	Oct. 25, 1971	5.25	Feb. 24, 1971
Japan	4.25	June 24, 1972	4.75	April 29, 1971
United States	4.50	Dec. 13, 1971	4.75	Nov. 11, 1971

**Effective October 13, 1972, the Bank of England replaced its traditional Bank Rate with a fluctuating "minimum lending rate" based on average Treasury bill tender rate. October 13.....7.25%

1-48

LATEST FIGURES PLOTTED ON THE CHARTS

Chart	Panel	Series	Date	Rate	
1A	Upper	Swiss franc	Oct. 13	+1.132	
		U.K. pound	ACTUAL RATE	"	241.90
	Lower	French franc	"	+1.895	
		Japanese yen	"	+2.318	
1B	Upper	Belgian franc	"	+1.464	
		Italian lire	"	-0.226	
	Lower	Canadian dollar	ACTUAL RATE	"	101.80
		German mark	"	+0.470	
		Dutch guilder	"	+0.063	
2A		German mark	"	+2.65	
		Swiss franc	"	+2.58	
		U.K. pound	"	-2.44	
2B	Upper	Dutch guilder	"	+3.54	
		Canadian dollar	"	+0.22	
		French franc	"	+0.28	
	Lower	Japanese yen	"	N.A.	
3A		German mark	"	+5.54	
		U.S. dollar	"	+2.15	
3B		Swiss franc	"	+3.62	
		French franc	"	+2.32	
4		Gold price, U.S. dollar per ounce	"	64.91	
5A	Upper	Overnight Euro-S deposits	Oct. 11	4.87	
		Federal Funds	"	5.09	
	Middle	Differential	"	-0.22	
	Lower	Euro-currencies			
			Euro DM	Oct. 6 13	1.58 1.50
		Euro Swiss Fr.	" " "	2.90 3.85	
5B	Upper	Japan, Unconditional Money	Oct. 6	4.25	
		U.K., 2-day Local Author. Depts.	"	6.75	
		Canada, Day-to-day Loans	Oct. 11	3.50	
	Lower	France, Day-to-Day Money	Oct. 13	5.00	
		Germany, Call Money	"	6.75	
		Netherlands, Call Money	Sept. 22	0.53	

Chart	Panel	Series	Date	Rate
6A		Euro-\$ 7-Day Rate	Oct. 13	4.94
		Euro-\$ 1-month Rate	"	5.38
6B		Euro-\$ 3-month Rate	"	6.00
		Euro-\$ 6-month Rate	"	6.19
7A	Upper	Euro-\$ 3-month Deposits	Oct. 11	5.94
		U.S. Certificate of Deposits	"	5.30
	Lower	Differential	"	+0.64
7B	Upper	Euro-\$ 3-month Deposits	"	5.94
		Euro-\$ 3-month Deposits (Adj.)	"	7.42
		U.S. Certificate of Deposits (Adj.)	"	5.53
	Lower	Differential: on Adj. Euro-\$ Deposits	"	+1.89
		on Unadj. Euro-\$ Deposits	"	+0.41
8A	Upper	Euro-\$ 3-month Deposits	Sept. 29	5.94
		Sterling Certificates of Deposit	"	4.83
	Lower	Differential	"	-1.11
8B	Upper	Euro-\$ 3-month Deposits	Sept. 29	5.94
		Local Authority Deposits (covered)	"	4.86
	Lower	Differential	"	-1.08
9A		U.S. Treasury Bill rate	Oct. 13	4.78
		U.K. Treasury Bill rate	"	6.60
		Local Authority Deposit (uncovered)	Oct. 6	7.44
9B	Upper	Spread (+ favor London)	Oct. 13	+1.82
		3-month Forward Pound	"	-2.47
	Lower	Net Incentive (+ favor London)	"	-0.65

1450

IV - 4

Chart	Panel	Series	Date	Rate
10A	Upper	Euro-\$ Deposits (covered)	Oct. 11	3.19
		German Interbank Loan rate	"	6.88
	Lower	Differential	"	+3.69
10B	Upper	Euro-\$ Deposits (covered)	"	3.44
		Swiss Deposit rate	"	1.50p
	Lower	Differential	"	-1.94
11	Upper	Canadian Finance Paper	Oct. 13	5.25
		U.S. Treasury Bill rate	"	4.78
		Canadian Treasury Bill rate	"	3.45
		U.S. Prime Finance paper (not plotted)	"	5.13
	Second	Bill rate differential	"	-1.33
		Forward Canadian dollar	"	+0.28
	Third	Net incentive on bills	"	-1.05
	Bottom	Net incentive on Finance Paper	"	+0.40
12A	Upper	U.K. Treasury Bill rate	Oct. 13	6.60
		U.S. Treasury Bill rate	"	4.78
		German Interbank Loan rate	Oct. 11	6.88
	Lower	Japanese Average rate	August	6.896
		Canadian Treasury Bill rate	Oct. 13	3.45
		U.S. Treasury Bill rate	"	4.78
12B		Euro-\$ Deposits	"	6.00
		Swiss 3-month Deposit rate	"	1.50
		U.S. Treasury Bill rate	"	4.78

1433

Chart	Panel	Series	Date	Rate
13	Upper	Netherlands	Sept. 20	6.04
		Canada	Oct. 11	6.77
		United States	"	5.44
		Switzerland	Sept. 29	4.98
	Middle	* Germany	"	7.87
		United Kingdom	Oct. 6	9.56
	Lower	U.S. Corp. Dollar Euro-bonds	SERIES P August	8.00
		U.S. Corp. DM Euro-bonds	" "	6.47
		U.S. Corp. Aaa bonds	"	7.19
14	Upper	Switzerland	Oct. 6 13	459.2 457.1
		Germany	Sept. 29	297.0
		United States	Oct. 6 13	249.55 247.89
	Middle	United Kingdom	Oct. 13	272.63
		Canada	Oct. 5	271.13
	Lower	** Japan	Oct. 7	742.73
		United States	Oct. 13	247.89

* New -- Average yield of ALL German Public Authorities bonds made as of banking key days.

** Beginning week ended September 5, 1970, the Japanese index plotted is that of all industrial and other stocks on the First Section of the Tokyo Stock Exchange.