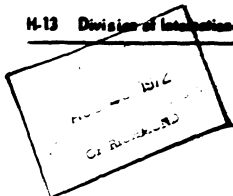


August 23, 1972 No. 572

1844

H-13 Division of International Finance Europe and British Commonwealth Section



(Belg) GN...
H-13

SELECTED INTEREST & EXCHANGE RATES FOR MAJOR COUNTRIES & THE U.S.

WEEKLY SERIES OF CHARTS

BOARD OF GOVERNORS OF THE FEDERAL RESERVE SYSTEM

TABLE OF CONTENTS

PART I. EXCHANGE RATES AND GOLD PRICES

- ✓ Chart 1A and B - Spot Exchange Rates, Major Currencies against U.S. Dollar
- Chart 2A and B - 3-Month Forward Exchange Rates, Major Currencies against U.S. Dollar
- Chart 3A and B - 3-Month Forward Exchange Rates, Major Currencies against U.K. Pound
- Chart 4 - Gold Price in London

PART II. SHORT-TERM INTEREST RATES

- Chart 5 - Call Money Rates
- Chart 6A and B - London: Euro- $\text{\$}$ Deposit Rates
- Chart 7A and B - New York - London: Yields on U.S. Dollar Funds
- Chart 8A and B - London: Covered Yields on U.S. Dollar Funds
- Chart 9A and B - Interest Arbitrage: United States-United Kingdom
- Chart 10A and B - Interest Arbitrage: U.S.-Germany and U.S.-Switzerland
- Chart 11 - Interest Arbitrage: United States-Canada
- Chart 12A and B - Selected Short-term Interest Rates

PART III. LONG-TERM INTEREST RATES AND STOCK INDICES

- Chart 13 - Long-Term Bond Yields
- Chart 14 - Industrial Stock Indices

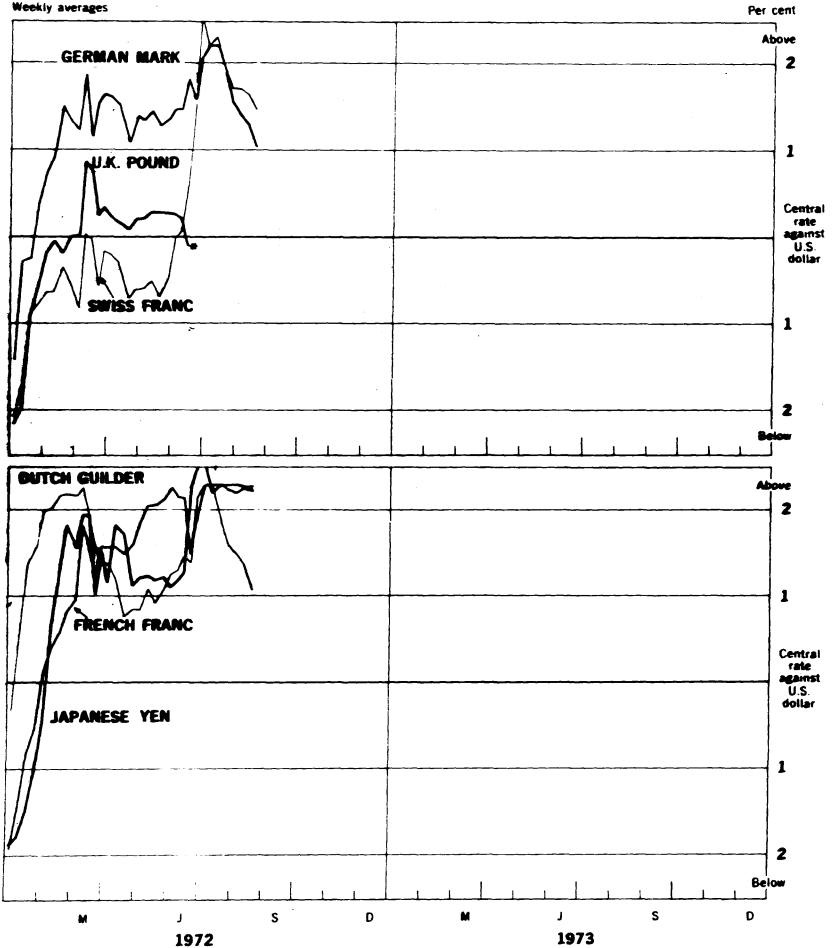
PART IV. SELECTED CENTRAL BANK DISCOUNT RATES AND LATEST FIGURES PLOTTED ON THE CHARTS

NOTE: This series is a continuation of the CAPITAL MARKETS DEVELOPMENTS ABROAD, which was published under that title through December 31, 1968. The changes in the format and order of the charts are explained in the Supplement to the series, which accompanied issue dated January 1, 1969. All series and their sources are fully described in a Supplement dated January 1, 1972.

Chart 1A

SPOT EXCHANGE RATES - MAJOR CURRENCIES AGAINST U.S. DOLLAR

Weekly averages

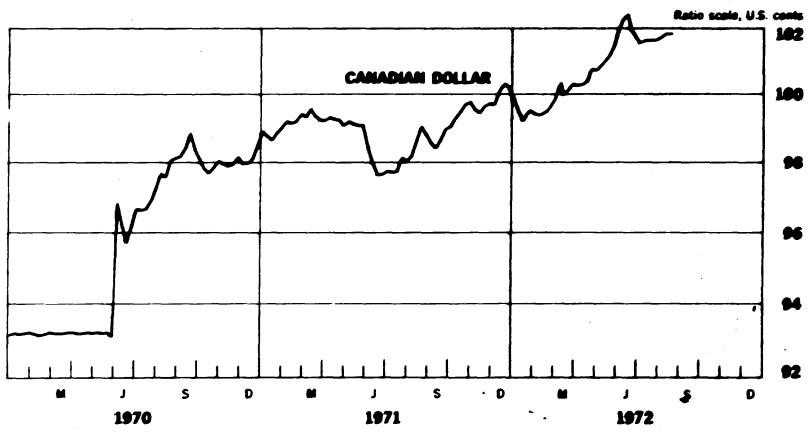
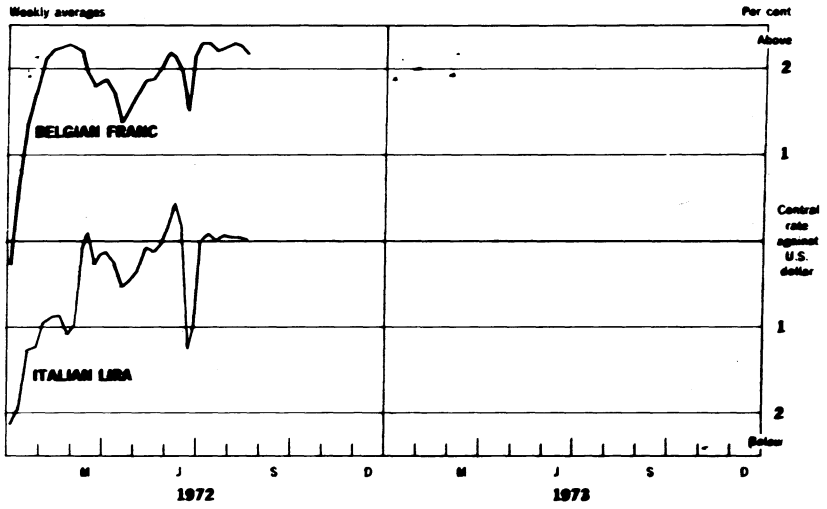


* Pound floated June 23, 1972.

1147

Chart 1B

SPOT EXCHANGE RATE - MAJOR CURRENCIES AGAINST U.S. DOLLAR



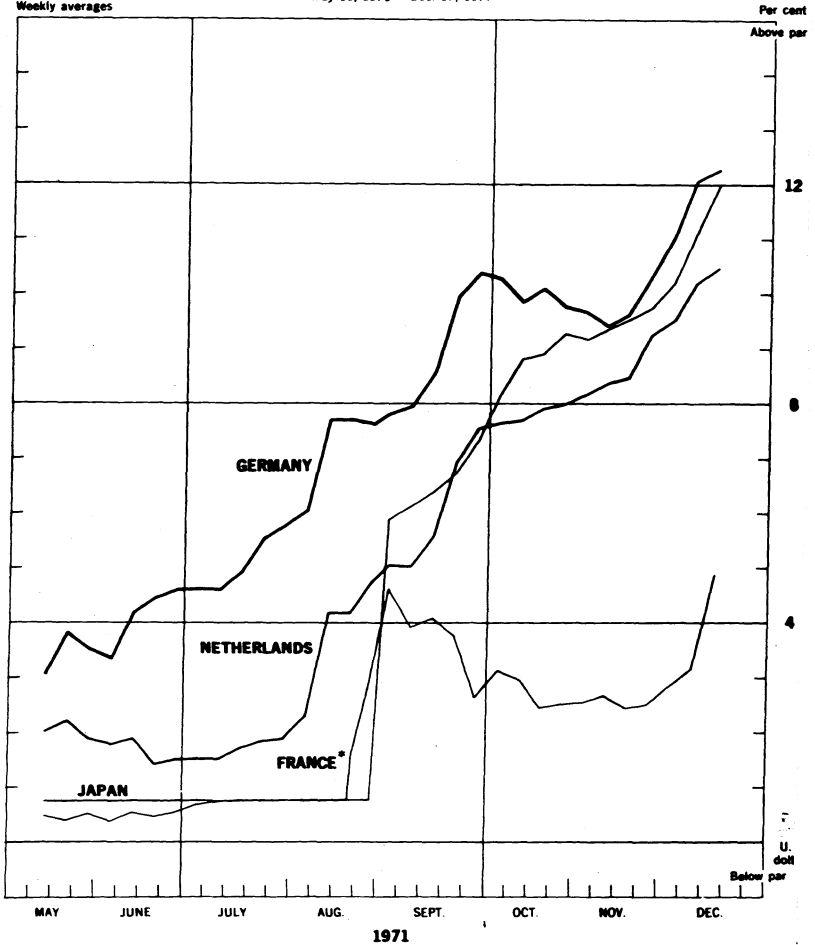
1148

Chart 1C

SPOT EXCHANGE RATES - MAJOR CURRENCIES AGAINST U.S. DOLLAR

Weekly averages

May 11, 1971 - Dec. 17, 1971



* Financial franc

1149

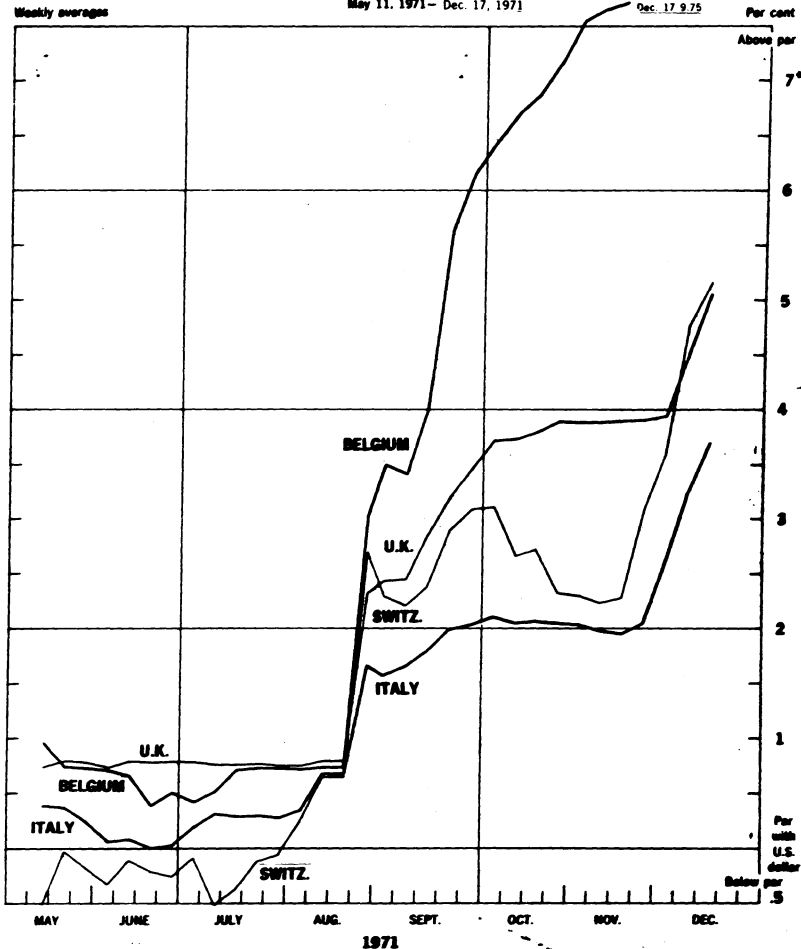
Chart 1D

SPOT EXCHANGE RATES - MAJOR CURRENCIES AGAINST U.S. DOLLAR

Weekly averages

May 11, 1971 - Dec. 17, 1971

Dec. 17, 9.75



*For clarity the vertical scale is double that used in 1C

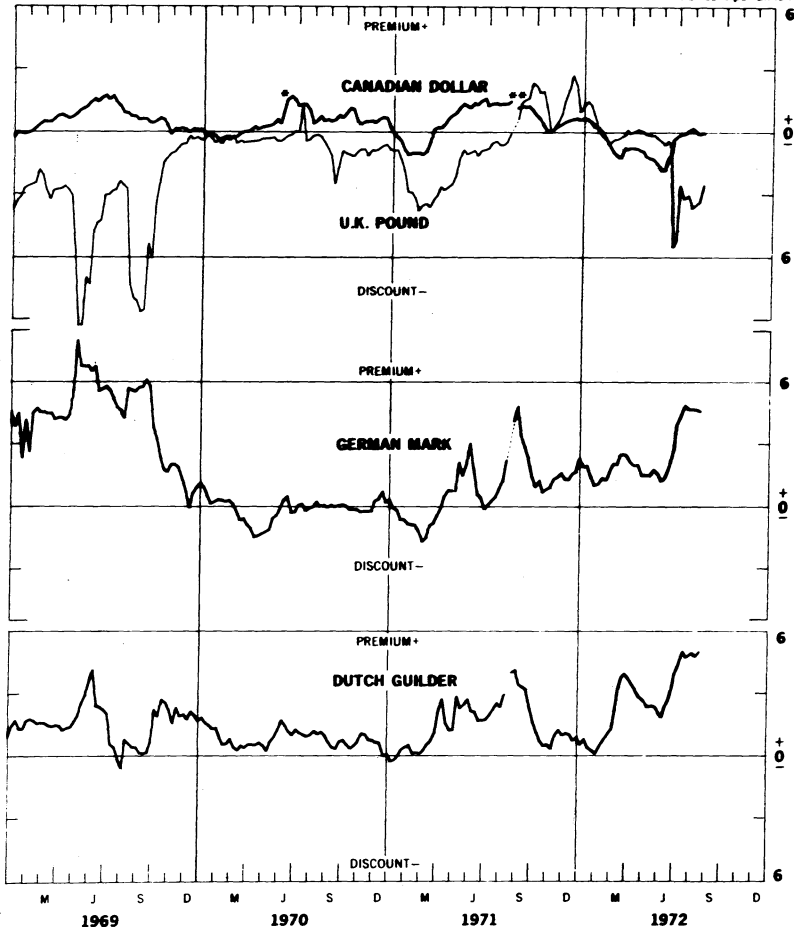
115

Chart 2A

3-MONTH FORWARD EXCHANGE - MAJOR CURRENCIES AGAINST U.S. DOLLAR

Weekly averages

Per cent per annum



* Canadian Dollar Rate not supported by Bank of Canada

** No quotation.

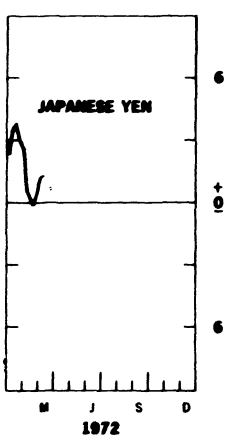
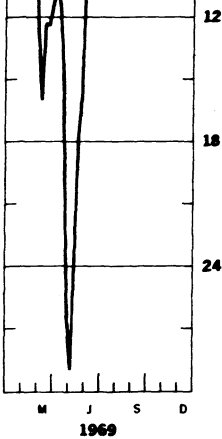
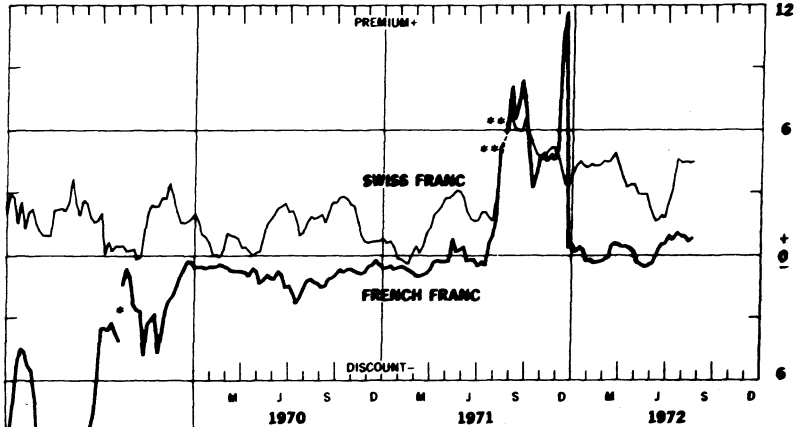
1157

Chart 28

3-MONTH FORWARD EXCHANGE - MAJOR CURRENCIES AGAINST U.S. DOLLAR

Weekly averages

Per cent per annum



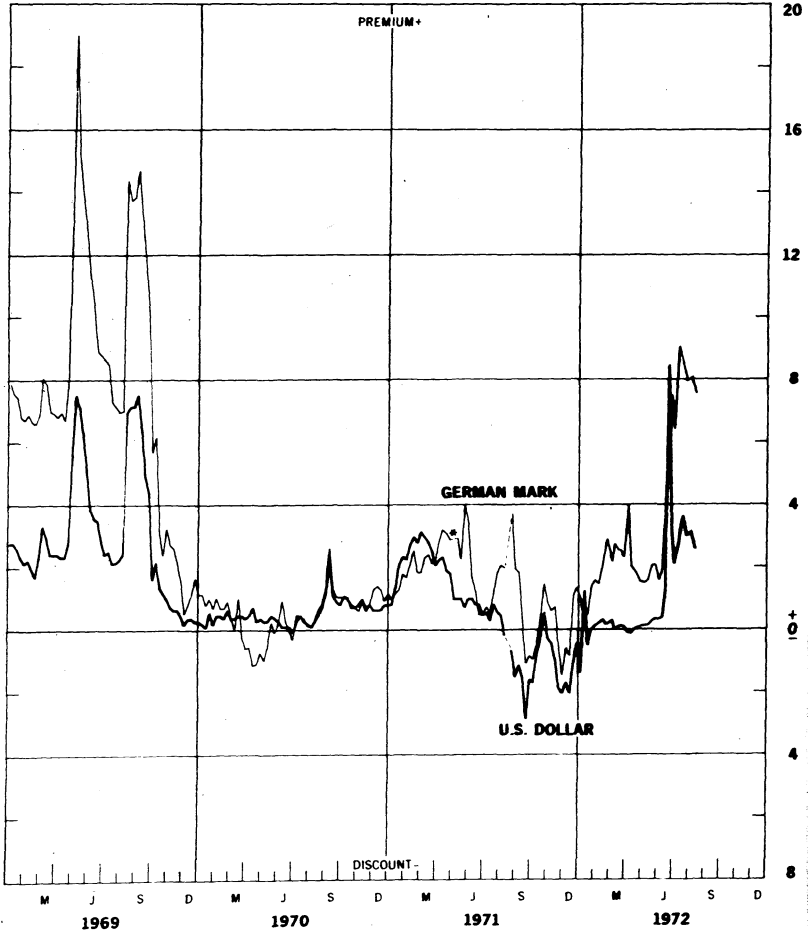
* Devaluation of the French franc from 4.94 to 5.55 for \$1.00.
 ** No quotation

Chart 3A

3-MONTH FORWARD EXCHANGE - MAJOR CURRENCIES AGAINST U.K. POUND

Friday figures

Per cent per annum



* No quotation.

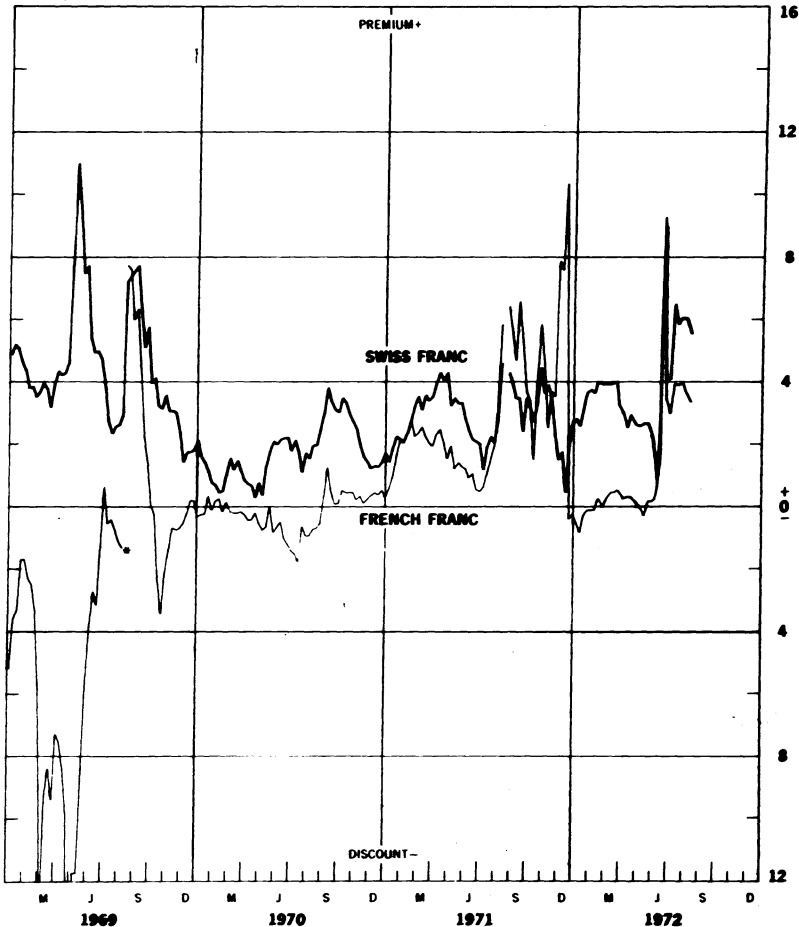
1153

Chart 3B

3-MONTH FORWARD EXCHANGE - MAJOR CURRENCIES AGAINST U.K. POUND

Friday figures

Per cent per annum



* Devaluation of the French franc from 4.94 to 5.55 for \$1.00

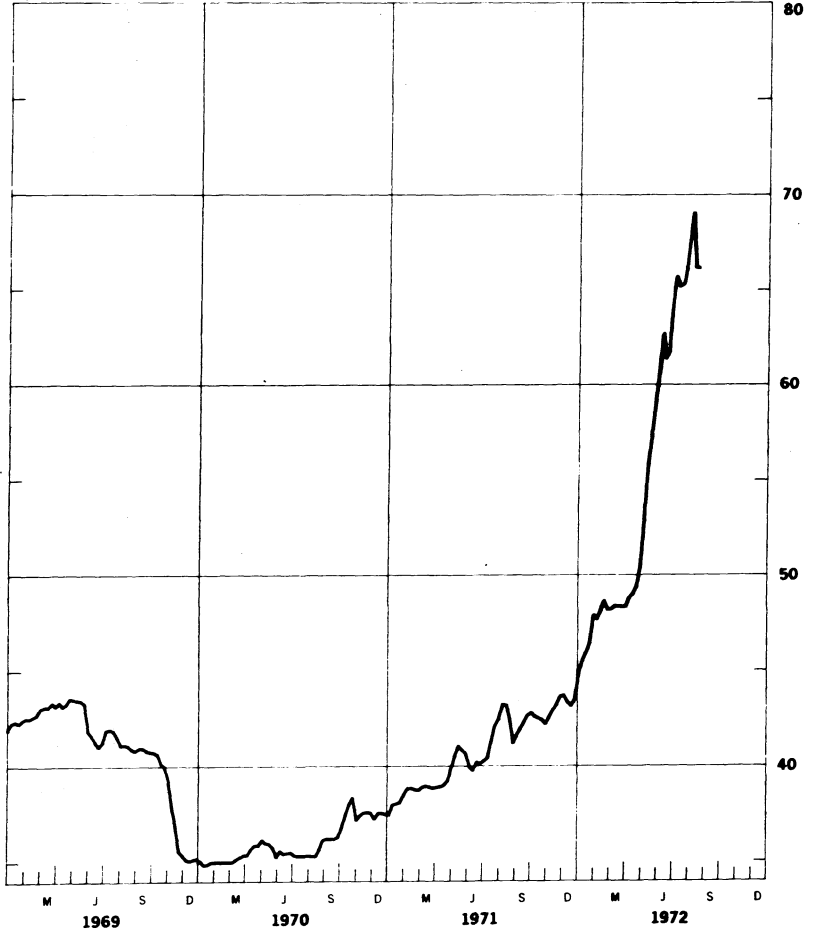
1151

Chart 4

GOLD PRICE IN LONDON, 12.5 Kg BARS

Week's average of afternoon fixings

U.S. dollar equivalent per fine ounce



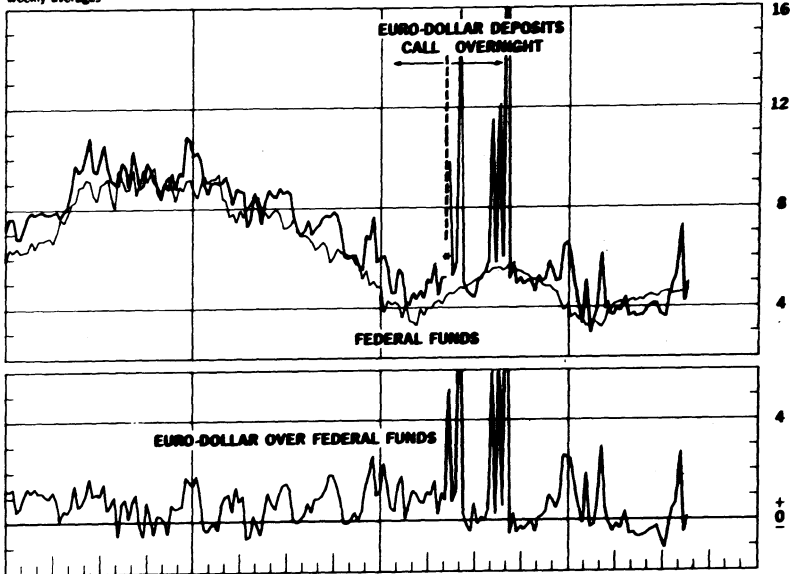
1155

CALL MONEY RATES

DOLLAR FUNDS

Weekly averages

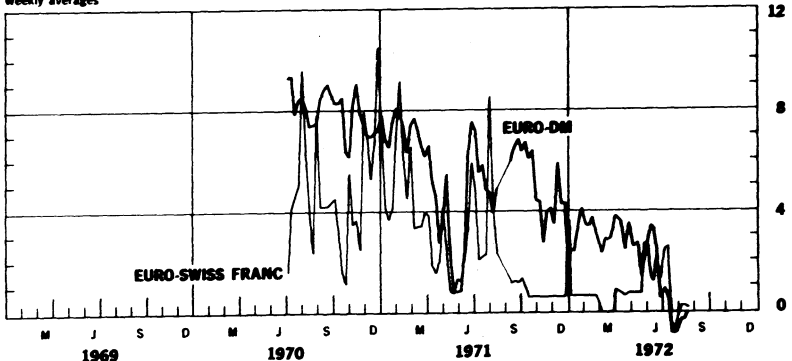
Per cent per annum



EURO-CURRENCIES

Weekly averages

Per cent per annum



* May 10, 1971 - Changed to Overnight Euro \$ Deposits.

1136

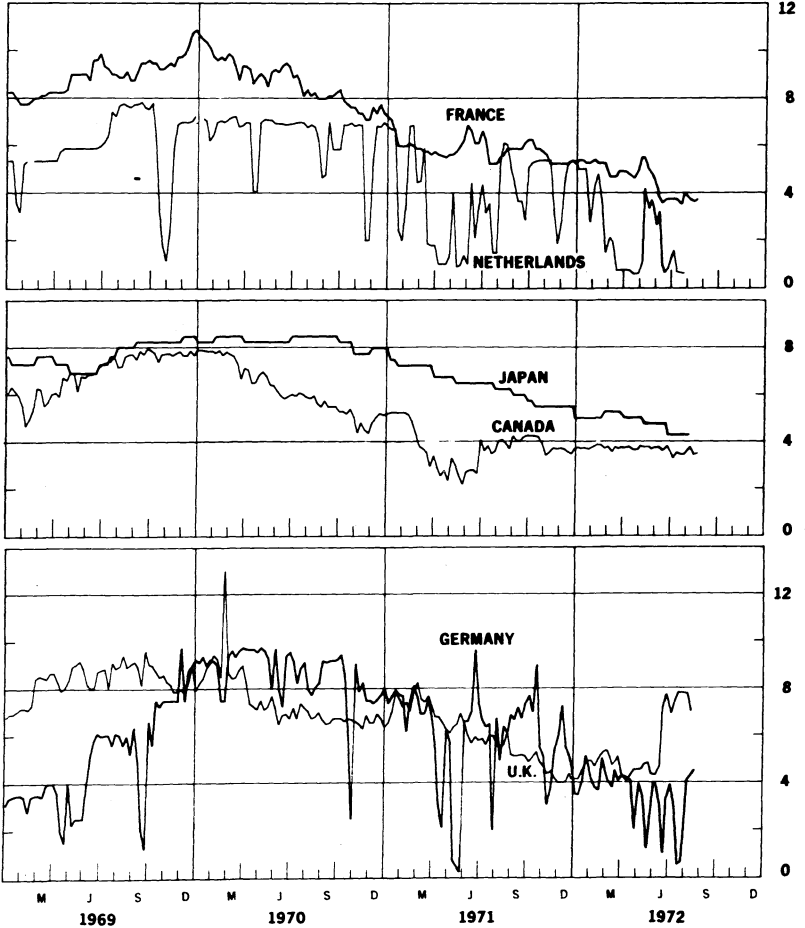
Chart 5B

CALL MONEY RATES

SELECTED FOREIGN AND EEC CURRENCIES

Friday figures

Per cent per annum



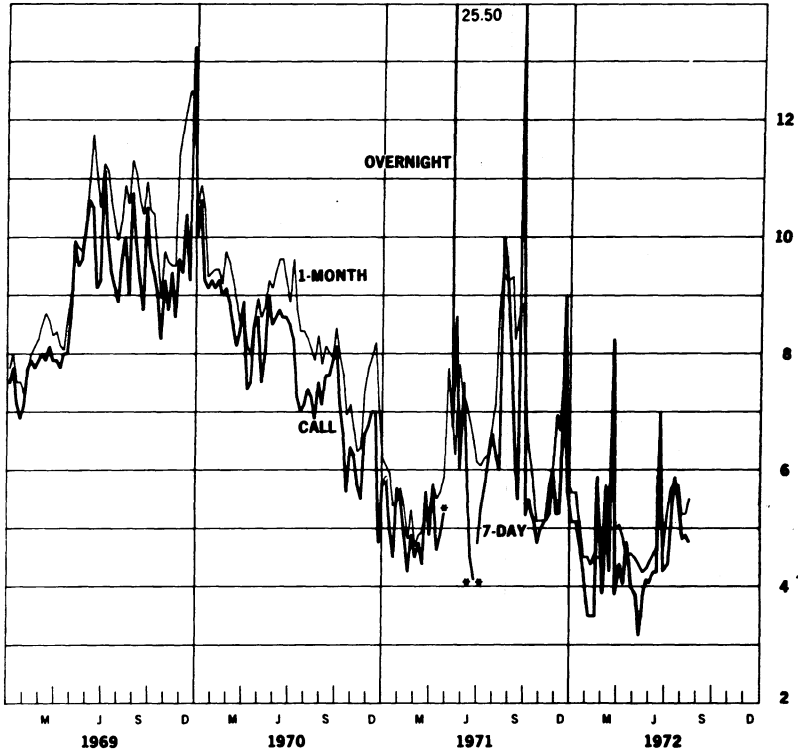
France, Day-to-day Money, Netherlands, Call Money, weekly average. Japan, Unconditional Money.
Canada, Day-to-day Loans, weekly average. Germany, Call Money, U.K., 2 day Local Authority Deposits

Chart 6A

LONDON: EURO-DOLLAR DEPOSIT RATES

Friday figures

Per cent per annum



* May 12/71—changed to Overnight Euro-Dollar Deposits

** July 1—changed to 7-Day Euro-Dollar

1158

Chart 6B

LONDON: EURO-DOLLAR DEPOSIT RATES

Friday figures

Per cent per annum

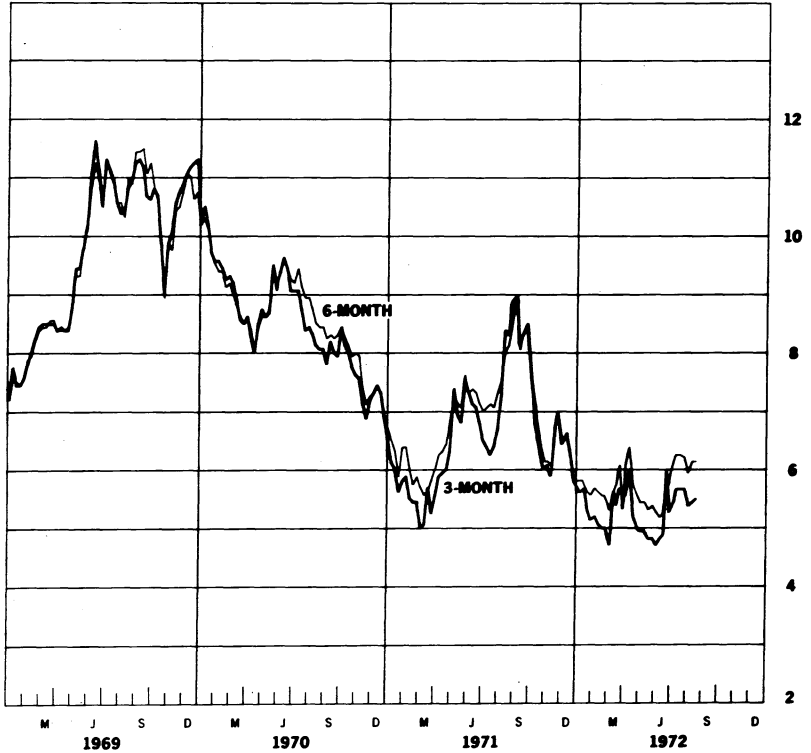
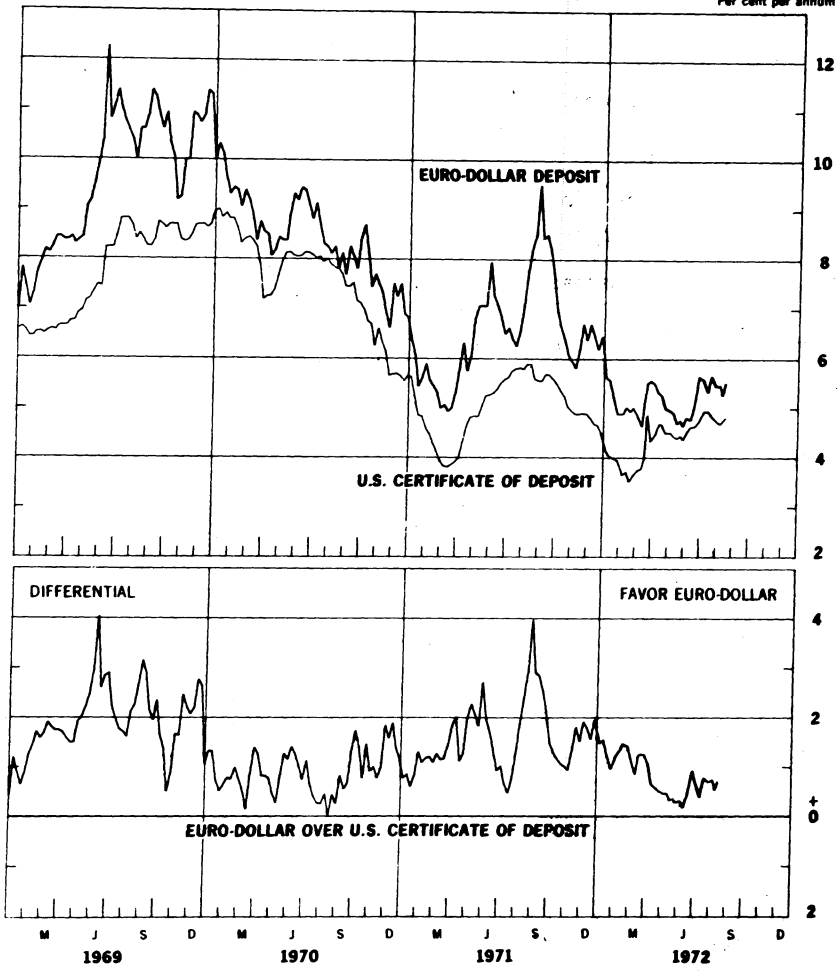


Chart 7A

NEW YORK-LONDON: YIELDS ON U.S. DOLLAR FUNDS

3 MONTH DOLLAR DEPOSIT RATES—SECONDARY MARKET
Wednesday figures

Per cent per annum



1180

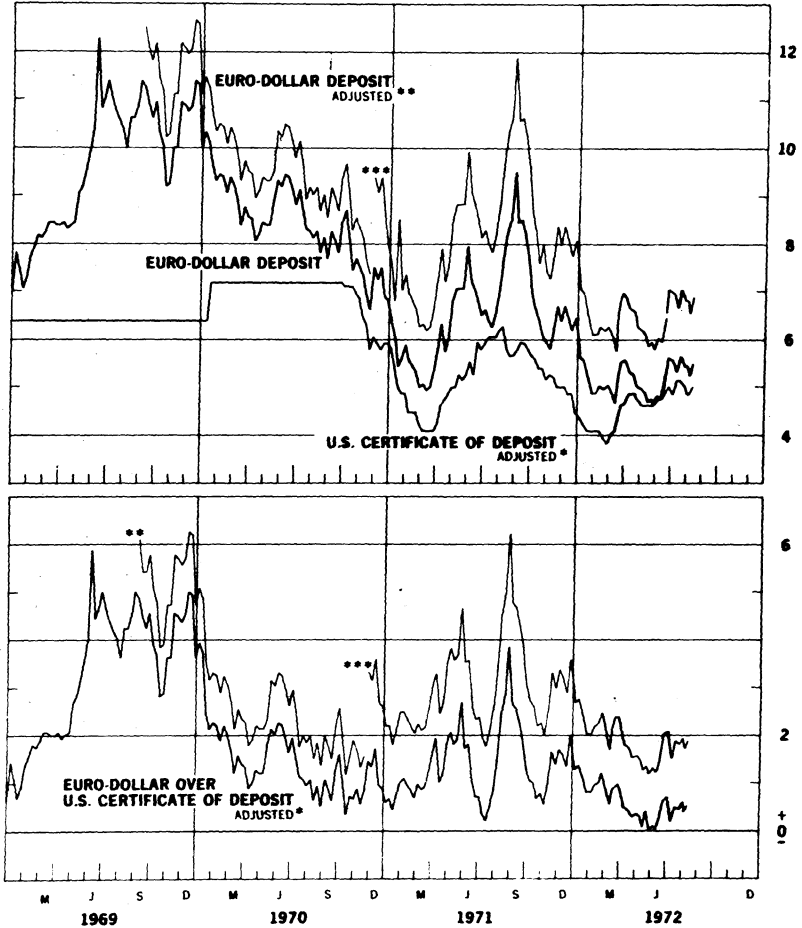
Chart 7B

NEW YORK-LONDON: COST OF U.S. DOLLAR FUNDS

3-MONTH DOLLAR DEPOSIT RATES—PRIMARY MARKET

Wednesday figures

Per cent per annum



* Adjusted for Reserve Requirement
** Adjusted for 10% Marginal Reserve Requirement
*** Adjusted for 20% Marginal Reserve Requirement

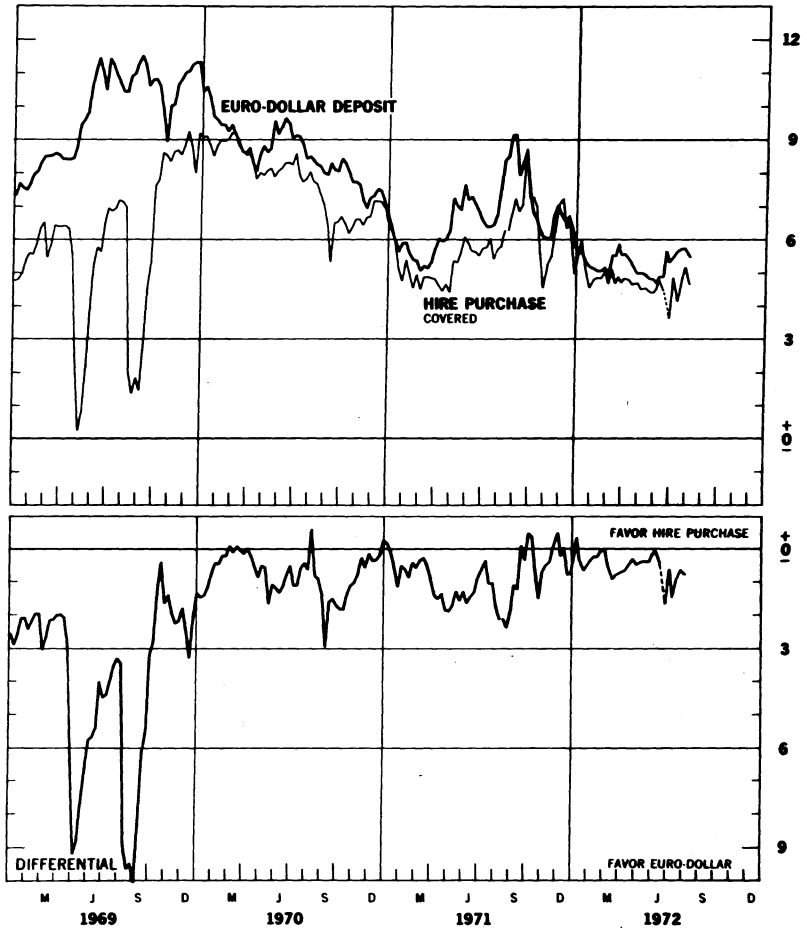
1161

Chart 8A

LONDON: COVERED YIELDS ON U.S. DOLLAR FUNDS

HIRE PURCHASE AND EURO-DOLLAR RATES
Friday figures

Per cent per annum



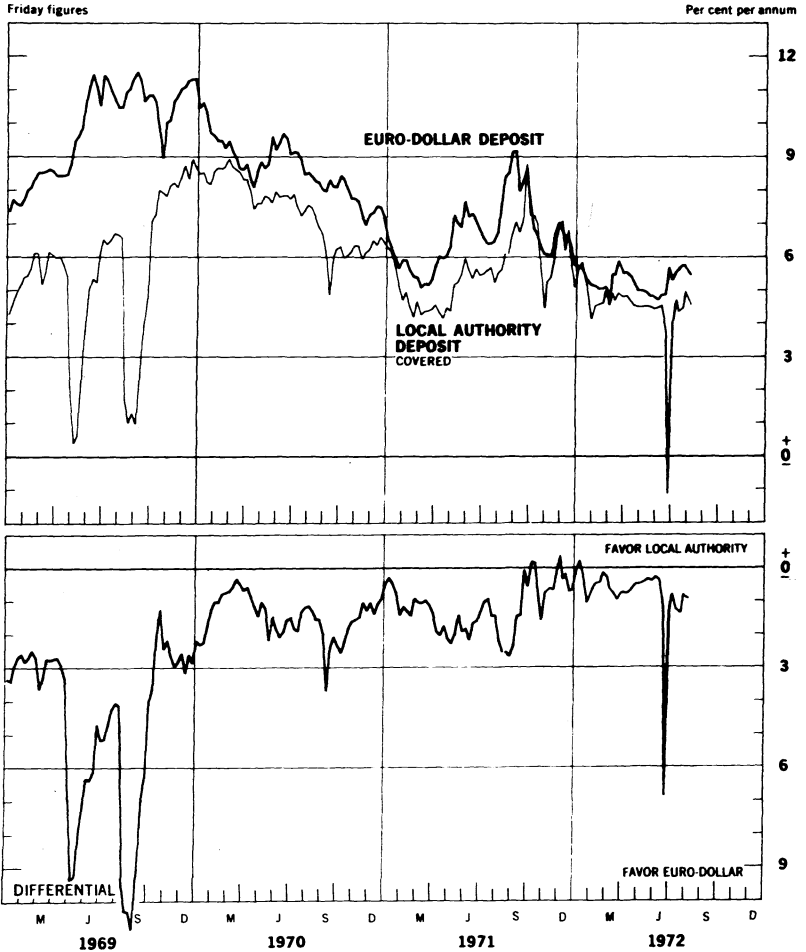
182

Chart 88

LONDON: COVERED YIELDS ON U.S. DOLLAR FUNDS

LOCAL AUTHORITY AND EURO-DOLLAR RATES

Friday figures



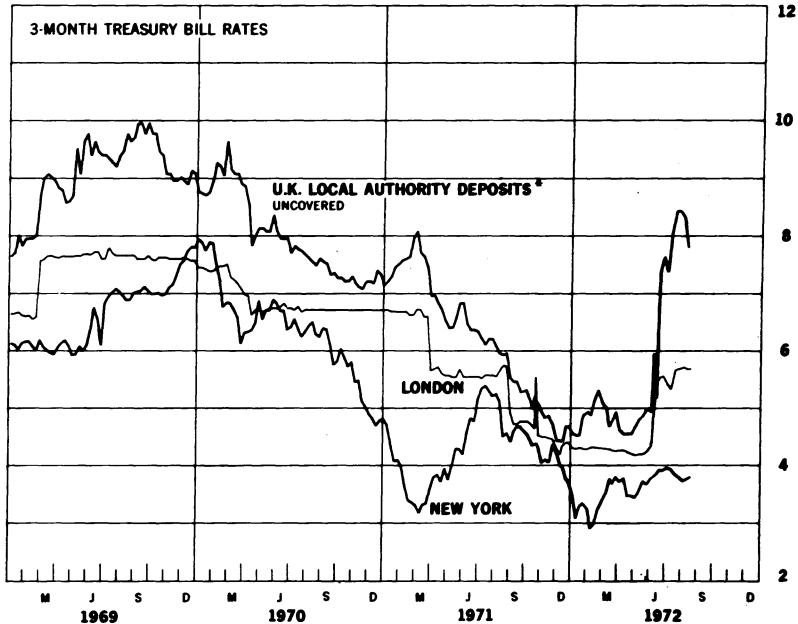
1180

Chart 9A

INTEREST ARBITRAGE: UNITED STATES AND UNITED KINGDOM

Friday figures

Per cent per annum



* Plotted for comparison purposes

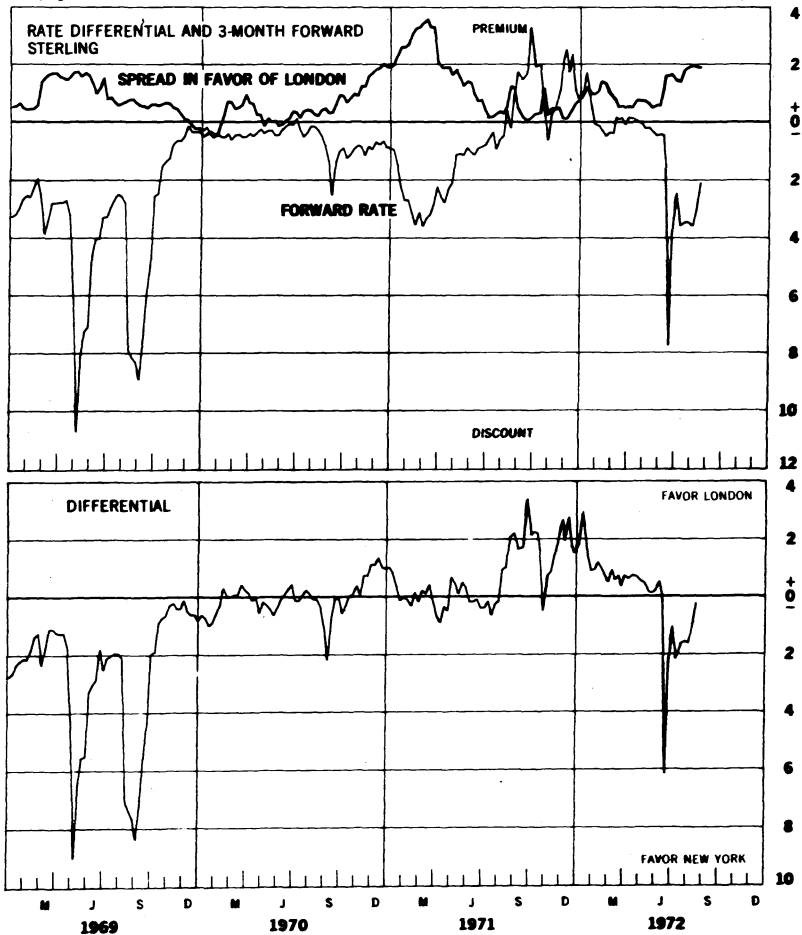
1184

Chart 9B

INTEREST ARBITRAGE: UNITED STATES AND UNITED KINGDOM

Friday figures

Per cent per annum



1128

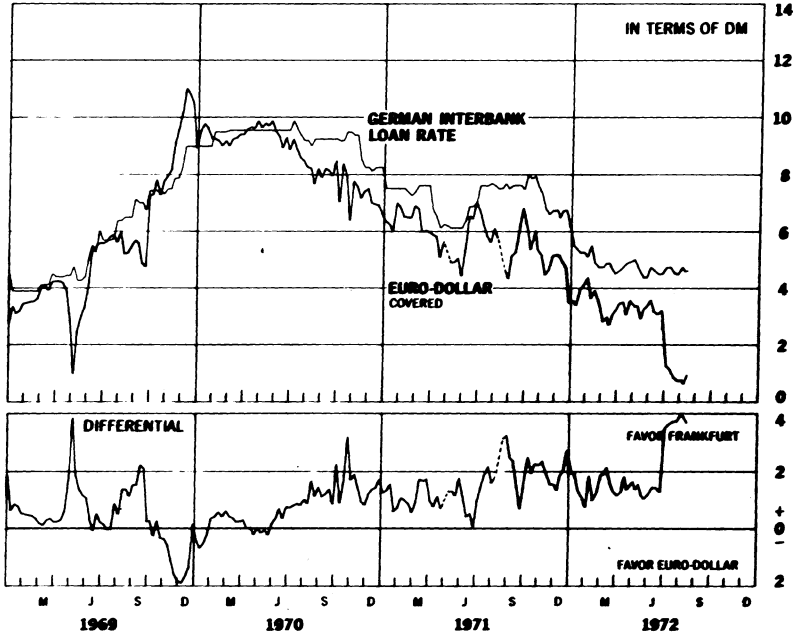
Chart 10A

3-MONTH FUNDS INTEREST ARBITRAGE: EURO-DOLLAR - GERMAN MARK

FRANKFURT INTERBANK LOAN RATE VS. LONDON EURO-DOLLAR RATE

Wednesday rates

Per cent per annum



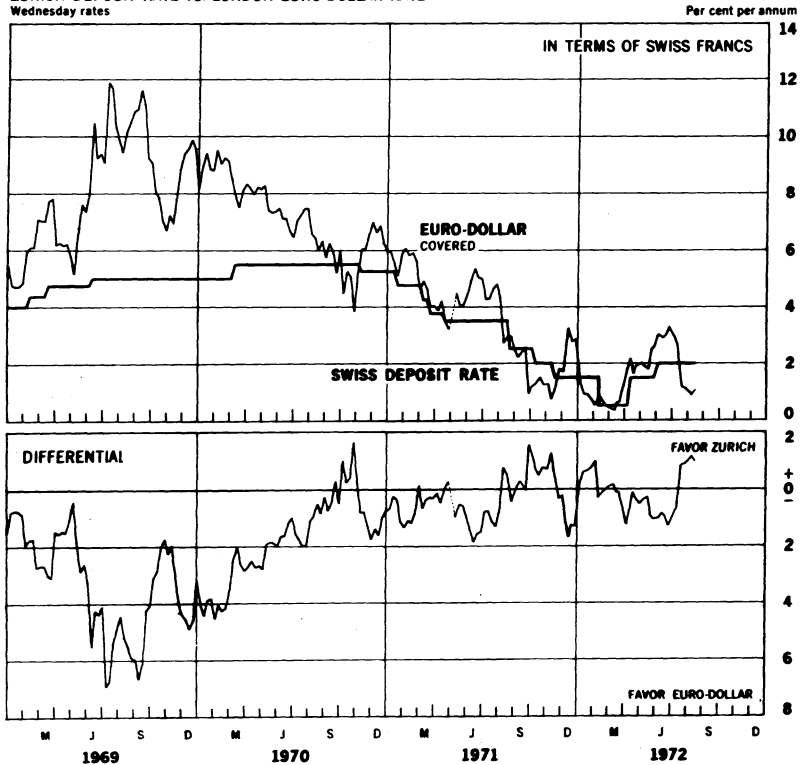
--- No quotation

1166

Chart 10B

3-MONTH FUNDS INTEREST ARBITRAGE: EURO-DOLLAR - SWISS FRANC

ZURICH DEPOSIT RATE VS. LONDON EURO-DOLLAR RATE
Wednesday rates



--- No quotation

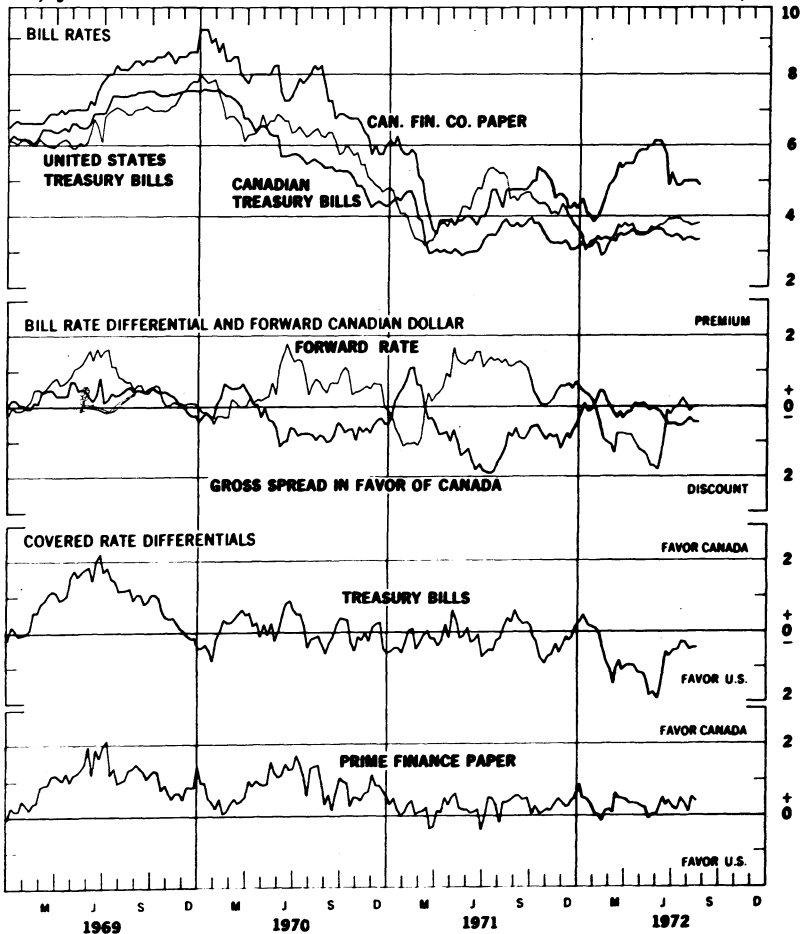
1169

Chart 11

3-MONTH INTEREST ARBITRAGE: UNITED STATES - CANADA

Friday figures

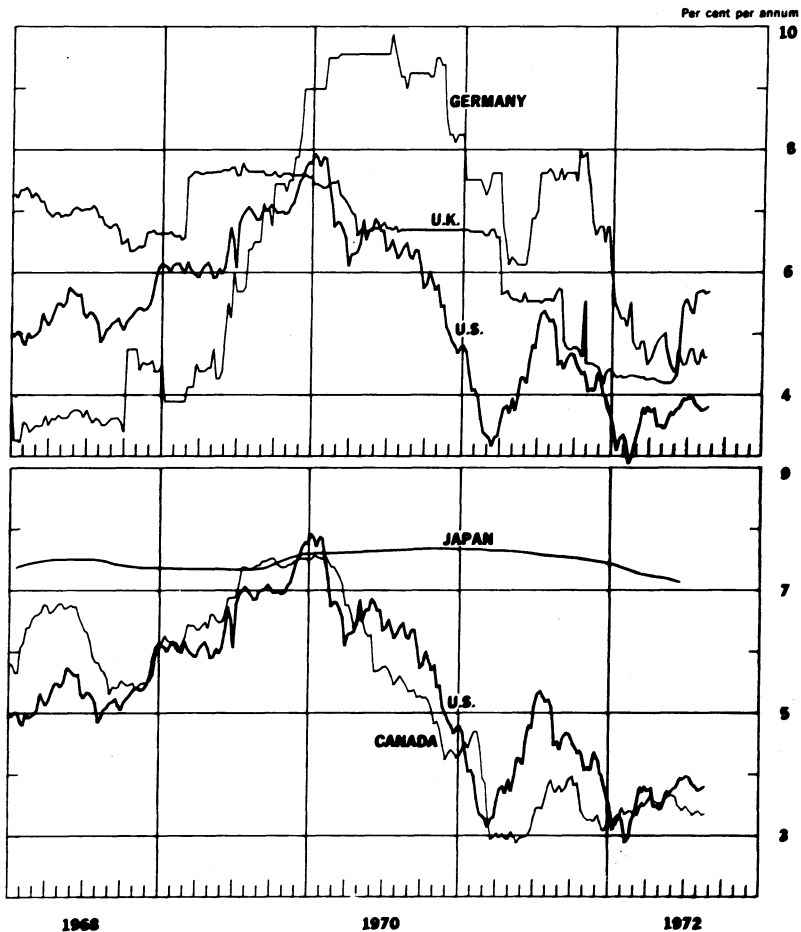
Per cent per annum



1169

Chart 12A

SELECTED SHORT-TERM INTEREST RATES*

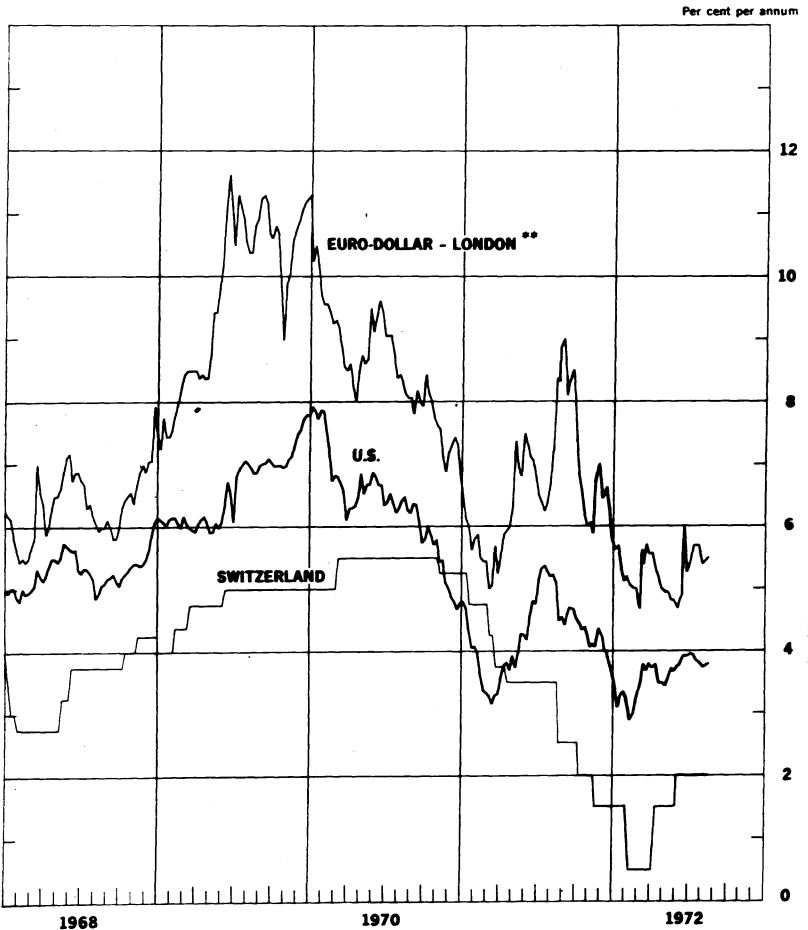


* 3-month treasury bill rates for all countries except Japan (Average rate on bank loans and discounts) and Germany (Interbank Loan Rate)

1170

Chart 12B

SELECTED SHORT-TERM INTEREST RATES*



* 3-month treasury bill rate for U.S. Switzerland—3-month deposit rate.
** 3-month rate for U.S. dollar deposits in London.

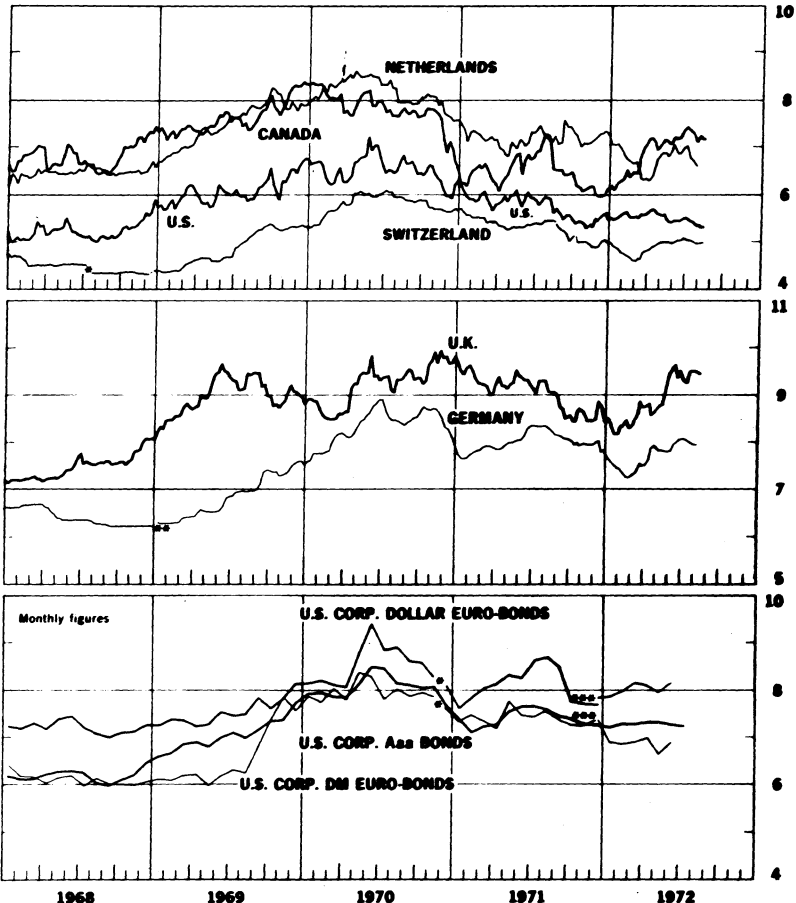
1171

Chart 13

LONG-TERM BOND YIELDS

Weekly figures

Per cent per annum



* New series for Switzerland starts 8-2-68, U.S. Corp. Dollar Euro-Bonds and U.S. Corp. Dm Euro-Bonds starts 12-70.

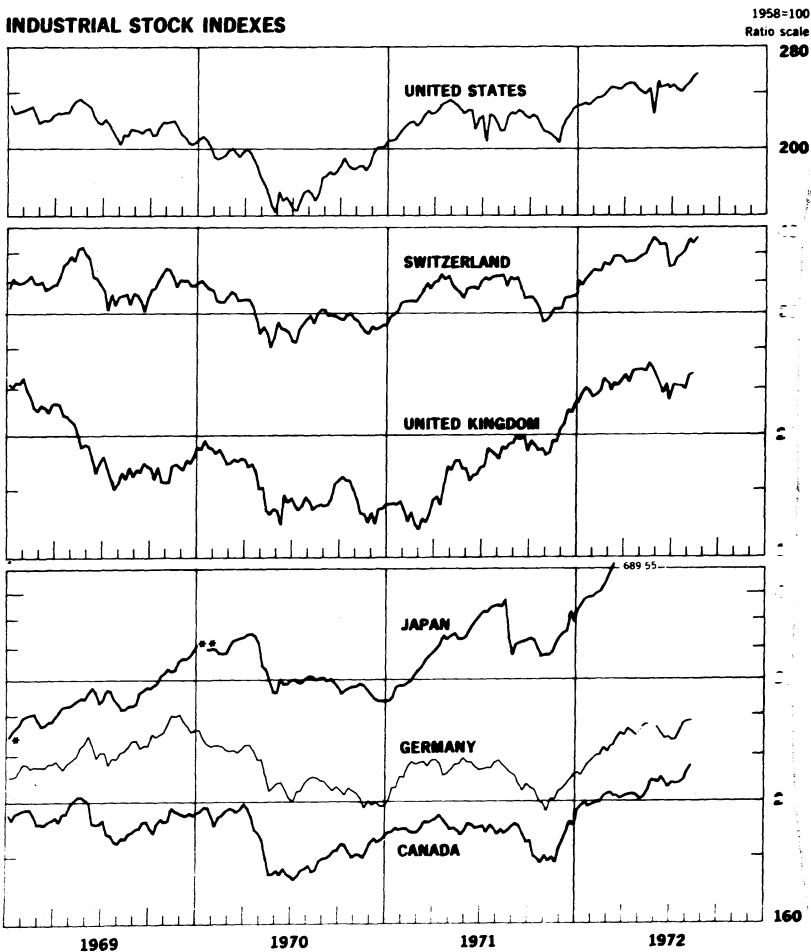
** New Average yield of all German P.A. Bonds begins 1-7-69.

*** New series F starts 12-71.

172

CHART 14

INDUSTRIAL STOCK INDEXES



* Japan index of 225 industrial and other stocks traded on Tokyo exchange

** Japan index of all industrial and other stocks traded on the first section of the Tokyo Stock Exchange.

1973

H. 13
No. 572

IV. SELECTED CENTRAL BANK DISCOUNT RATES

Country	Current Rate	In Effect Since	Previous Rate	In Effect Since
E.E.C.:				
Belgium	4.0	March 2, 1972	4.5	Feb. 5, 1972
France	5.75	April 6, 1972	6.0	Jan. 13, 1972
Germany	3.0	Feb. 25, 1972	4.0	Dec. 23, 1971
Italy	4.0	April 10, 1972	4.5	Oct. 14, 1971
Netherlands	4.0	March 1, 1972	4.5	Jan. 6, 1972
Switzerland	3.75	Sept. 15, 1969	3.0	July 10, 1967
United Kingdom	6.0	June 22, 1972	5.0	Sept. 3, 1971
Canada	4.75	Oct. 25, 1971	5.25	Feb. 24, 1971
Japan	4.25	June 24, 1972	4.75	Apr. 29, 1971
United States	4.50	Dec. 13, 1971	4.75	Nov. 11, 1971

LATEST FIGURES PLOTTED ON THE CHARTS

Chart	Panel	Series	Date	Rate
1A	Upper	Swiss franc	Aug. 18	+1.471
		U.K. pound Actual rate	"	245.26
	Lower	French franc	"	+2.214
		Japanese yen	"	+2.287
1B	Upper	Belgian franc	"	+2.168
		Italian lire	"	+0.014
	Lower	Canadian dollar Actual rate	"	101.84
		German mark	"	+1.028
		Dutch guilder	"	+1.055
2A		German mark	"	+4.53
		Swiss franc	"	+4.47
		U.K. pound	"	-2.51
2B	Upper	Dutch guilder	"	+5.00
		Canadian dollar	"	-0.06
		French franc	"	+0.80
	Lower	Japanese yen		n.a.
3A		German mark	Aug. 11	+7.56
		U.S. dollar	"	+2.55
3B		Swiss franc	"	+5.52
		French franc	"	+3.34
4		Gold price, U.S. dollar per ounce	Aug. 18	66.20
5A	Upper	Overnight Euro-\$ deposits	Aug. 16	4.99
		Federal Funds	"	4.87
	Middle	Differential	"	+0.12
	Lower	Euro-currencies:		
		Euro DM	Aug. 18	0.00
	Euro Swiss Fr.	"	+0.17	
5B	Upper	Japan, Unconditional Money	Aug. 4	4.25
		U.K., 2-day Local Author. Deps.	Aug. 11	7.00
		Canada, Day-to-day Loans	Aug. 16	3.50
	Lower	France, Day-to-Day Money	Aug. 18	3.75
		Germany, Call Money	"	4.50
		Netherlands, Call Money	July 28	0.63

1135

IV - 3

Chart	Panel	Series	Date	Rate
6A		Euro-\$ 7-Day Rate	Aug. 18	4.75
		Euro-\$ 1-month Rate	"	5.50
6B		Euro-\$ 3-month Rate	"	5.50
		Euro-\$ 6-month Rate	"	6.12
7A	Upper	Euro-\$ 3-month Deposits	Aug. 16	5.50
		U.S. Certificate of Deposits	"	4.81
	Lower	Differential	"	+0.69
7B	Upper	Euro-\$ 3-month Deposits	"	5.50
		Euro-\$ 3-month Deposits (Adj.)	"	6.88
		U.S. Certificate of Deposits (Adj.)	"	5.00
	Lower	Differential: on Adj. Euro-\$ Deposits	"	+1.88
		on Unadj. Euro-\$ Deposits	"	+0.50
8A	Upper	Euro-\$ 3-month Deposits	Aug. 4	5.47
		Hire Purchase Deposits (covered)	"	4.67
	Lower	Differential	"	-0.80
8B	Upper	Euro-\$ 3-month Deposits	"	5.47
		Local Authority Deposits (covered)	"	4.55
	Lower	Differential	"	-0.92
9A		U.S. Treasury Bill rate	Aug. 18	3.80
		U.K. Treasury Bill rate	"	5.69
		Local Authority Deposit (uncovered)	Aug. 11	7.81
9B	Upper	Spread (+/- favor London)	Aug. 18	+1.89
		3-month Forward Pound	"	-2.08
	Lower	Net Incentive (+/- favor London)	"	-0.19

Chart	Panel	Series	Date	Rate
10A	Upper	Euro-\$ Deposits (covered)	Aug. 16	0.93
		German Interbank Loan rate	"	4.62
	Lower	Differential	"	3.69
10B	Upper	Euro-\$ Deposits (covered)	"	1.06
		Swiss Deposit rate	"	2.00p
	Lower	Differential	"	0.94
11	Upper	Canadian Finance Paper	Aug. 18	4.88
		U.S. Treasury Bill rate	"	3.80
		Canadian Treasury Bill rate	"	3.36
		U.S. Prime Finance paper (not plotted)	"	4.50
	Second	Bill rate differential	"	-0.44
		Forward Canadian dollar	"	0.00
	Third	Net incentive on bills	"	-0.44
	Bottom	Net incentive on Finance Paper	"	+0.38
12A	Upper	U.K. Treasury Bill rate	"	5.69
		U.S. Treasury Bill rate	"	3.80
		German Interbank Loan rate	Aug. 16	4.62
	Lower	Japanese Average rate	June	7.130
		Canadian Treasury Bill rate	Aug. 18	3.36
		U.S. Treasury Bill rate	"	3.80
12B		Euro-\$ Deposits	"	5.50
		Swiss 3-month Deposit rate	"	2.00p
		U.S. Treasury Bill rate	"	3.80

LTI
30

Chart	Panel	Series	Date	Rate
13	Upper	Netherlands	July 28	6.60
		Canada	Aug. 16	7.19
		United States	"	5.31
		Switzerland	Aug. 11	4.96
	Middle	* Germany	Aug. 7	7.93
		United Kingdom	Aug. 11	9.62
	Lower	U.S. Corp. Dollar Euro-bonds <small>Series F</small>	June	8.19
		U.S. Corp. DM Euro-bonds	"	6.88
U.S. Corp. Aaa bonds		July	7.21	
14	Upper	Switzerland	Aug. 18	462.3
		Germany	Aug. 15	312.8
		United States	Aug. 18	254.84
	Middle	United Kingdom	Aug. 11	296.11
		Canada	Aug. 10	269.98
	Lower	** Japan	Aug. 12	689.55
		United States	Aug. 18	254.84

* New -- Average yield of ALL German Public Authorities bonds made as of banking key days.

** Beginning week ended September 5, 1970, the Japanese index plotted is that of all industrial and other stocks on the First Section of the Tokyo Stock Exchange.