


August 9, 1972 No. 570

1576

H.13 - Division of International Finance Europe and British Commonwealth Section



Bl of 6m...
H.B

SELECTED INTEREST & EXCHANGE RATES FOR MAJOR COUNTRIES & THE U.S.

WEEKLY SERIES OF CHARTS

BOARD OF GOVERNORS OF THE FEDERAL RESERVE SYSTEM

1077

TABLE OF CONTENTS

PART I. EXCHANGE RATES AND GOLD PRICES

- Chart 1A and B - Spot Exchange Rates, Major Currencies against U.S. Dollar
- Chart 2A and B - 3-Month Forward Exchange Rates, Major Currencies against U.S. Dollar
- Chart 3A and B - 3-Month Forward Exchange Rates, Major Currencies against U.K. Pound
- Chart 4 - Gold Price in London

PART II. SHORT-TERM INTEREST RATES

- Chart 5 - Call Money Rates
- Chart 6A and B - London: Euro-\$ Deposit Rates
- Chart 7A and B - New York - London: Yields on U.S. Dollar Funds
- Chart 8A and B - London: Covered Yields on U.S. Dollar Funds
- Chart 9A and B - Interest Arbitrage: United States-United Kingdom
- Chart 10A and B - Interest Arbitrage: U.S.-Germany and U.S.-Switzerland
- Chart 11 - Interest Arbitrage: United States-Canada
- Chart 12A and B - Selected Short-term Interest Rates

PART III. LONG-TERM INTEREST RATES AND STOCK INDICES

- Chart 13 - Long-Term Bond Yields
- Chart 14 - Industrial Stock Indices

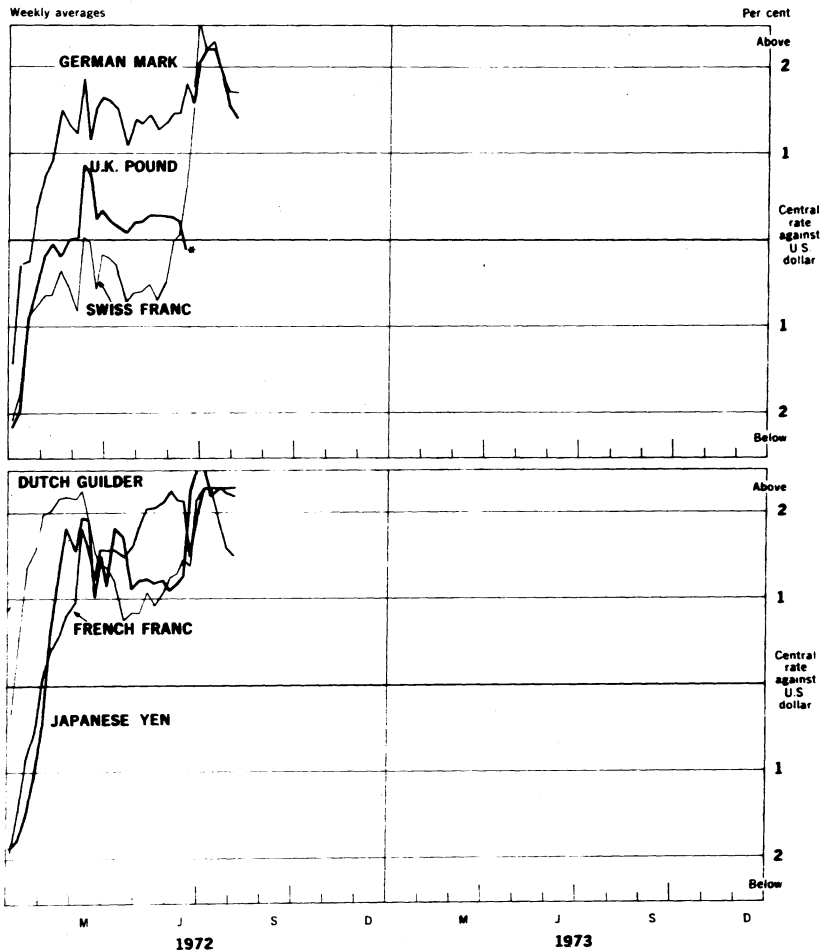
PART IV. SELECTED CENTRAL BANK DISCOUNT RATES AND LATEST FIGURES PLOTTED ON THE CHARTS

NOTE: This series is a continuation of the CAPITAL MARKETS DEVELOPMENTS ABROAD, which was published under that title through December 31, 1968. The changes in the format and order of the charts are explained in the Supplement to the series, which accompanied issue dated January 1, 1969. All series and their sources are fully described in a Supplement dated January 1, 1972.

Chart 1A

SPOT EXCHANGE RATES - MAJOR CURRENCIES AGAINST U.S. DOLLAR

Weekly averages

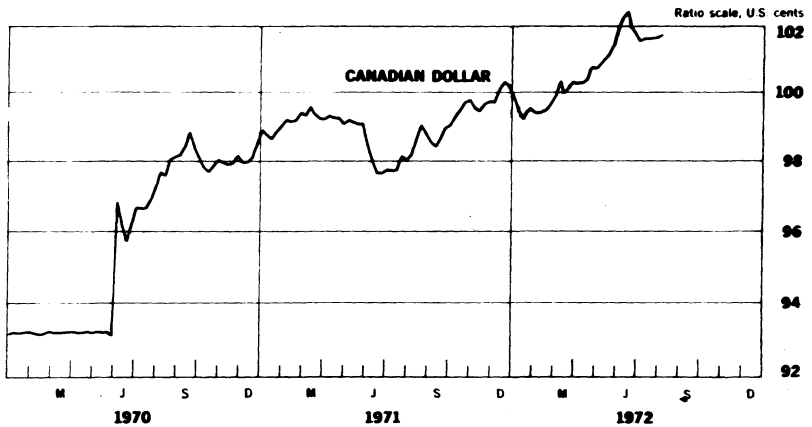
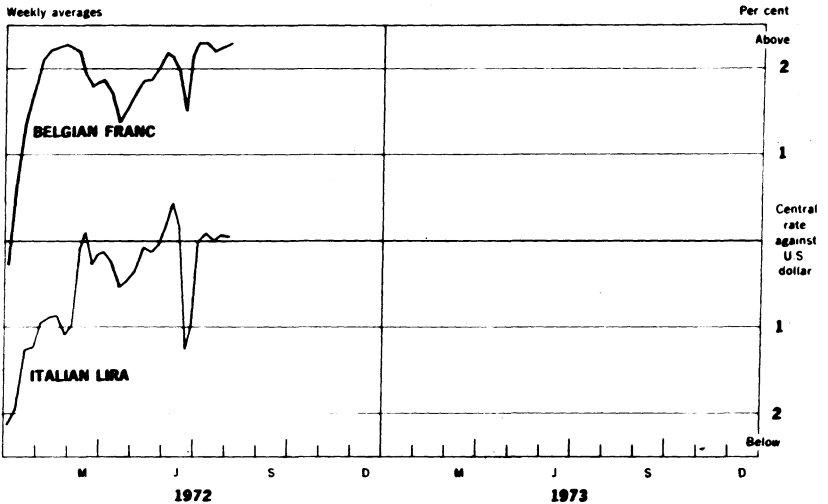


* Pound floated June 23, 1972

1079

Chart 1B

SPOT EXCHANGE RATE - MAJOR CURRENCIES AGAINST U.S. DOLLAR



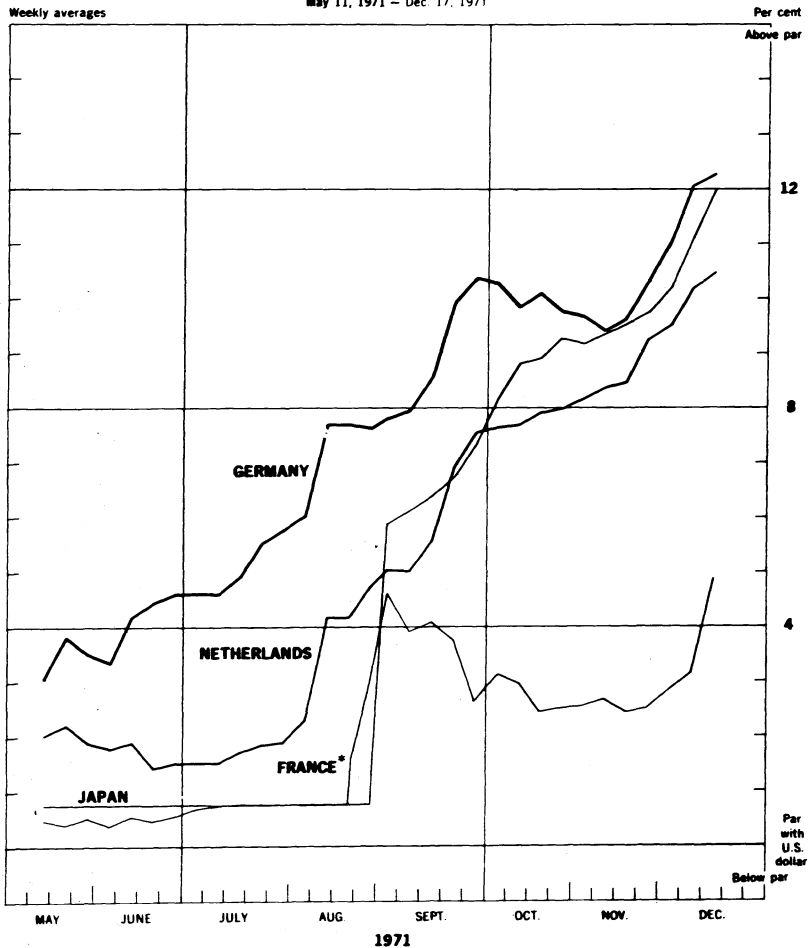
1060

Chart 1C

SPOT EXCHANGE RATES - MAJOR CURRENCIES AGAINST U.S. DOLLAR

May 11, 1971 - Dec 17, 1971

Weekly averages



* Financial franc

1081

Chart 1D

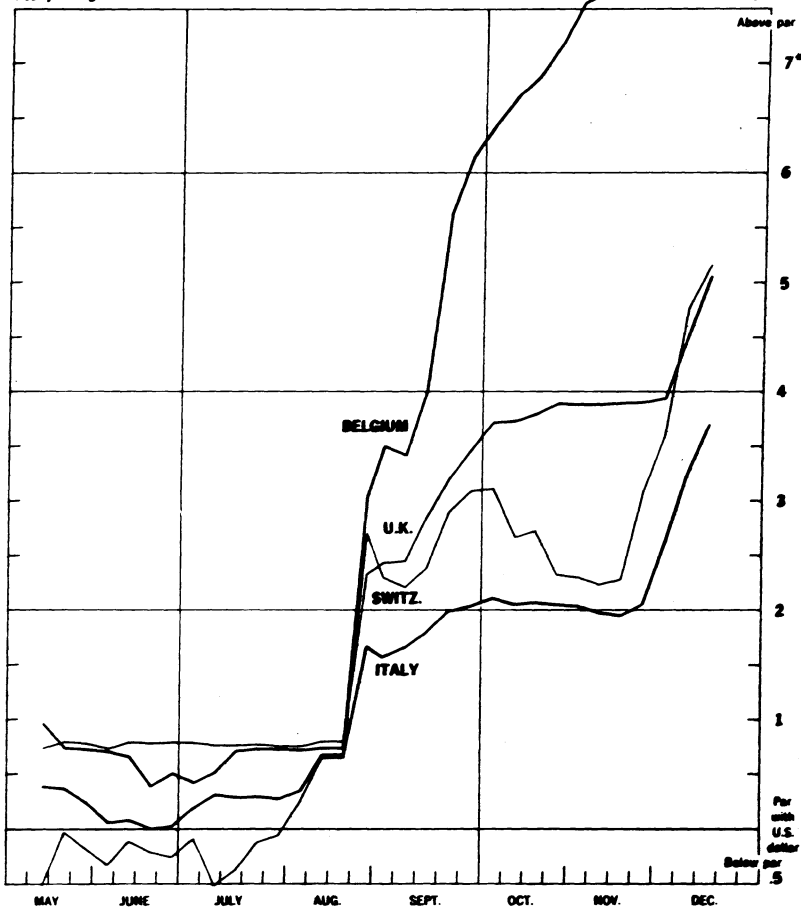
SPOT EXCHANGE RATES - MAJOR CURRENCIES AGAINST U.S. DOLLAR

Weekly averages

May 11, 1971 - Dec. 17, 1971

Dec. 17, 1975

Per cent



*For clarity the vertical scale is double that used in 1C

1971

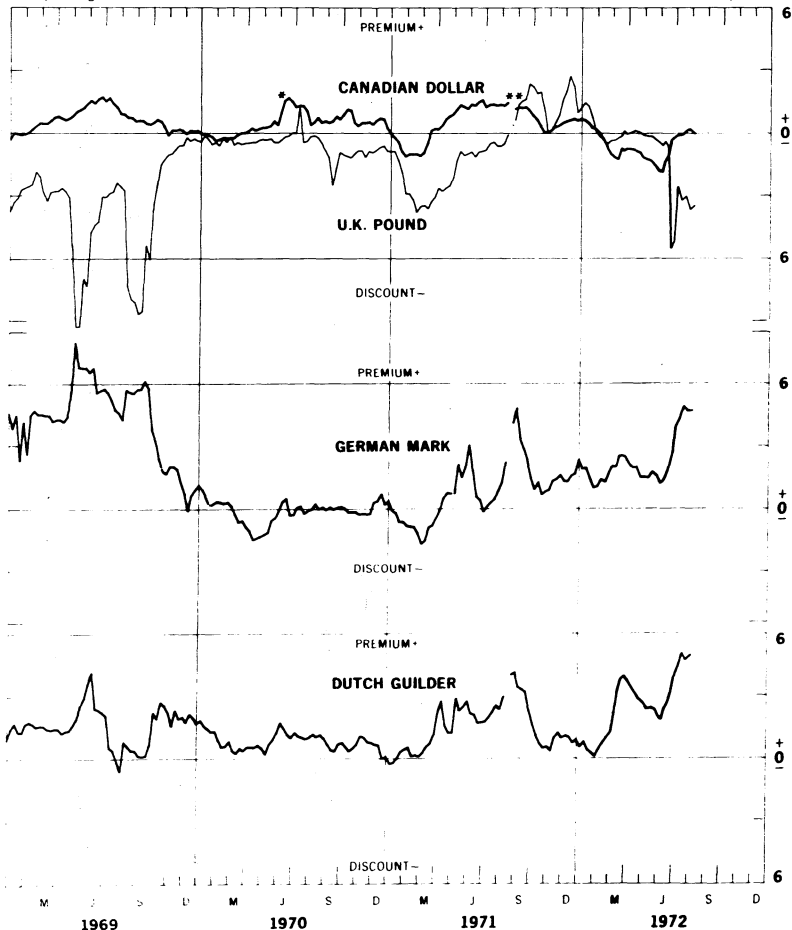
562

Chart 2A

3-MONTH FORWARD EXCHANGE - MAJOR CURRENCIES AGAINST U.S. DOLLAR

Weekly averages

Per cent per annum



* Canadian Dollar Rate is supported by Bank of Canada.

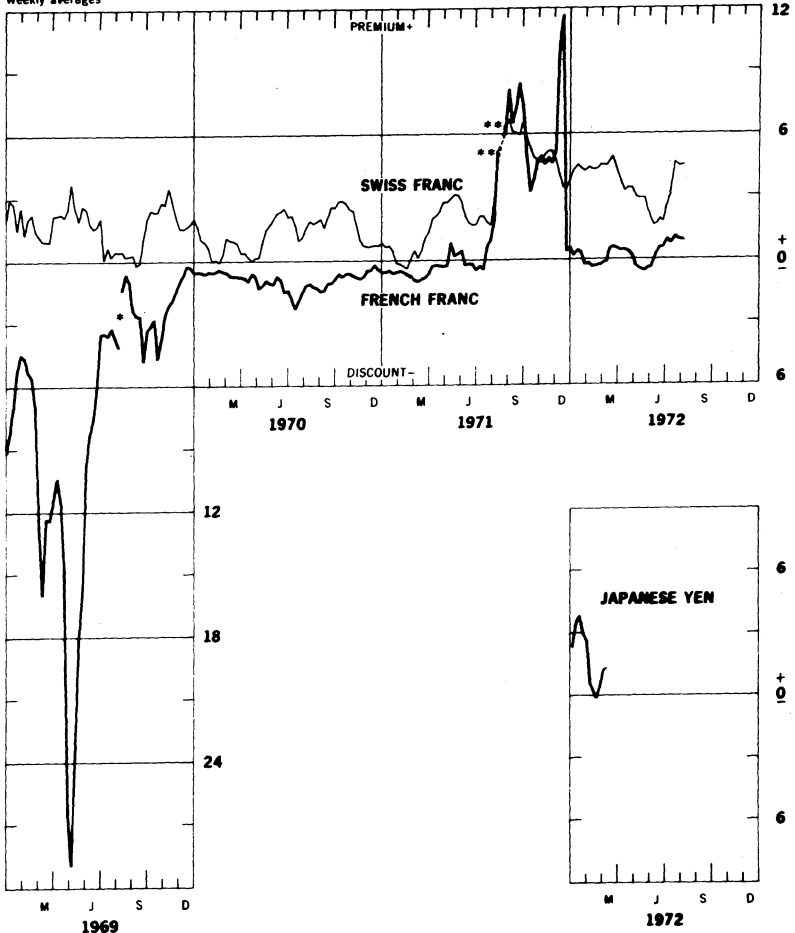
** No quotation

Chart 2B

1863

3-MONTH FORWARD EXCHANGE - MAJOR CURRENCIES AGAINST U.S. DOLLAR

Weekly averages Per cent per annum



* Devaluation of the French franc from 4.94 to 5.55 for \$1.00.
** No quotation

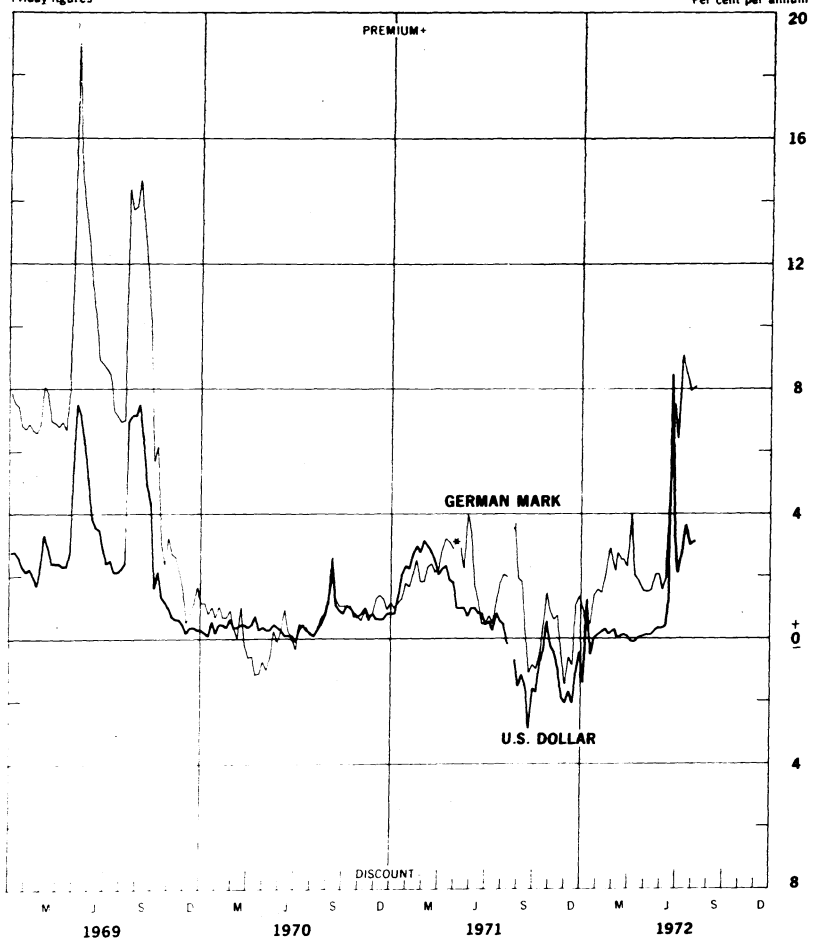
186c

Chart 3A

3-MONTH FORWARD EXCHANGE - MAJOR CURRENCIES AGAINST U.K. POUND

Friday figures

Per cent per annum



* No quotation

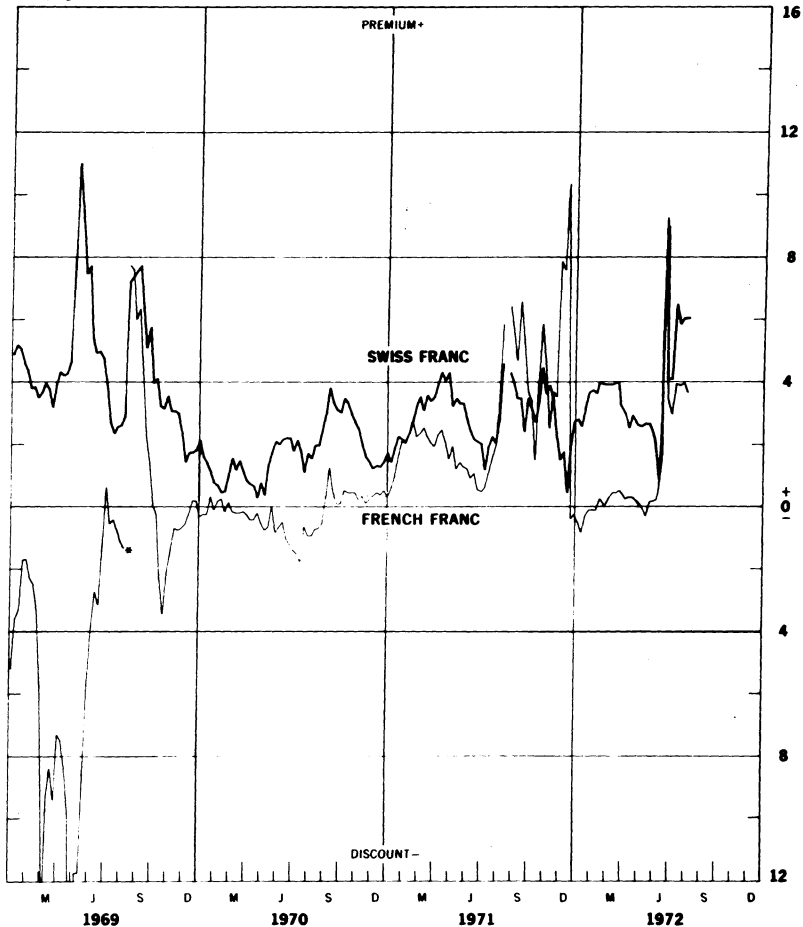
1065

Chart 3B

3-MONTH FORWARD EXCHANGE - MAJOR CURRENCIES AGAINST U.K. POUND

Friday figures

Per cent per annum



* Devaluation of the French franc from 4 94 to 5 55 for \$1.00

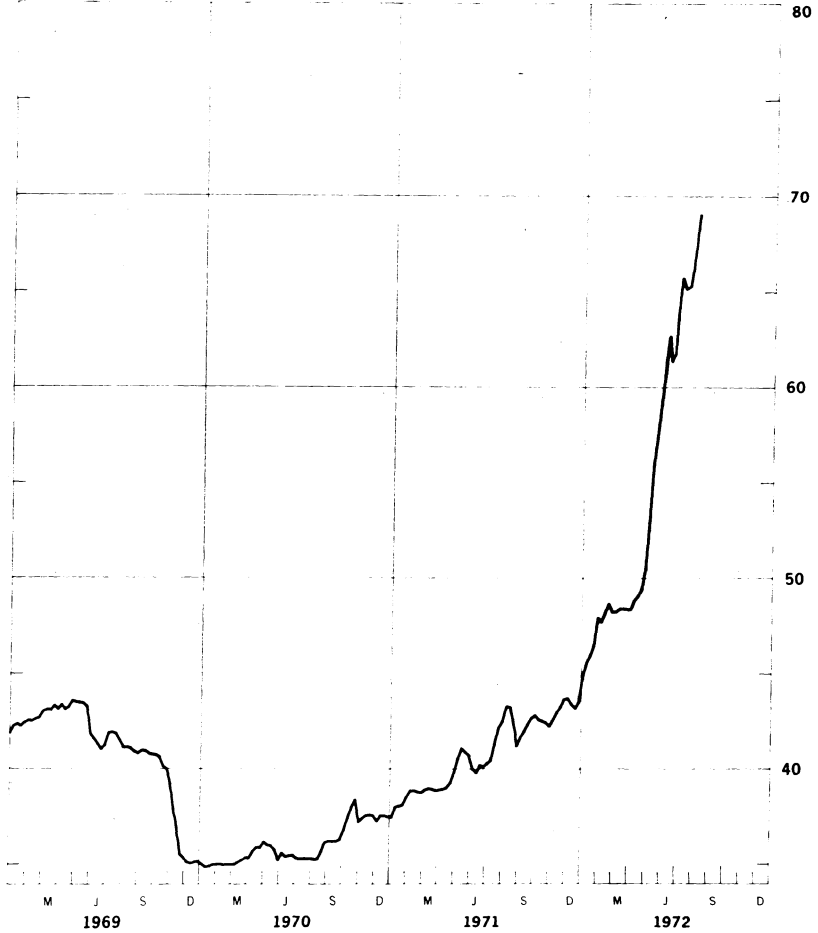
1586

Chart 4

GOLD PRICE IN LONDON, 12.5 Kg BARS

Week's average of afternoon fixings

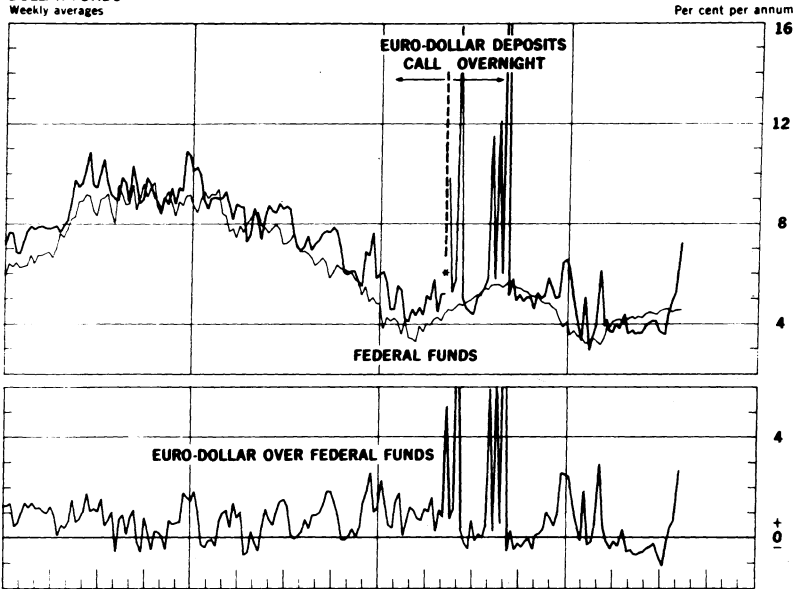
U.S. dollar equivalent per fine ounce
80



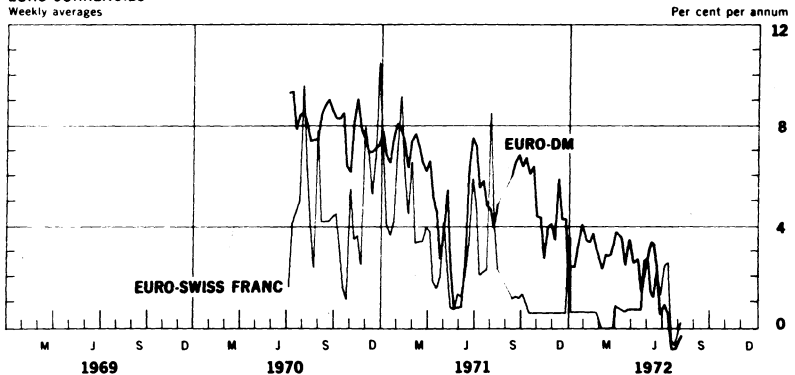
1087

CALL MONEY RATES

DOLLAR FUNDS
Weekly averages



EURO CURRENCIES
Weekly averages



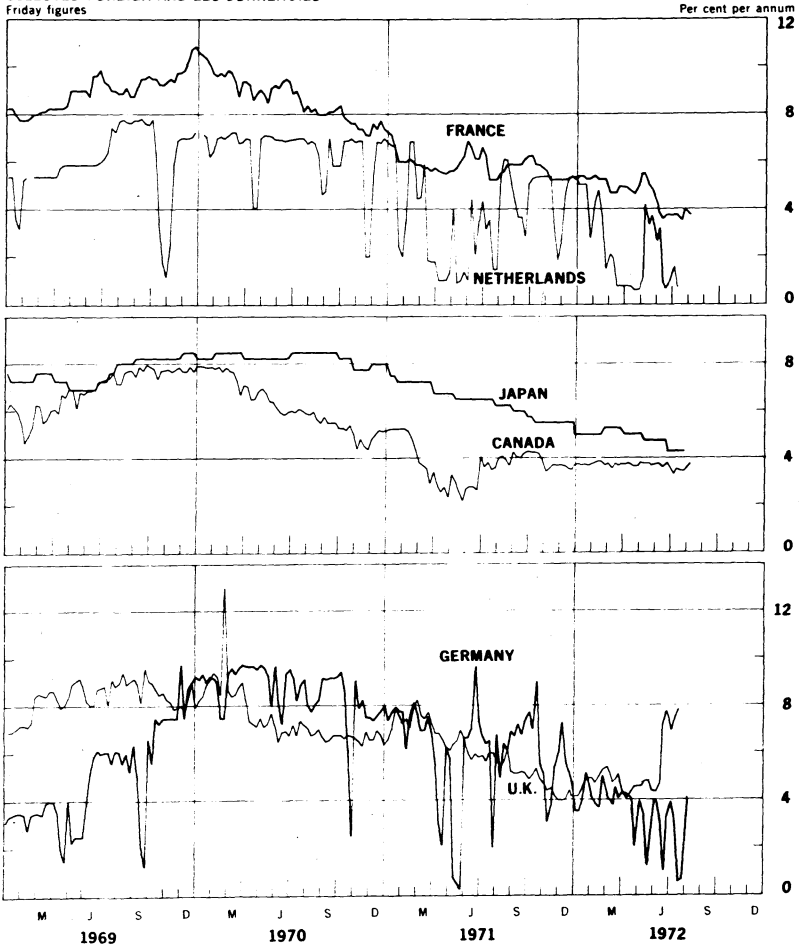
* May 10, 1971 - Changed to Overnight Euro \$ Deposits.

1068

Chart 5B

CALL MONEY RATES SELECTED FOREIGN AND EEC CURRENCIES

Friday figures



France, Day to day Money, Netherlands, Call Money, weekly average Japan, Unconditional Money, Canada, Day to day Loans, weekly average, Germany, Call Money, weekly average, U.K., 2 day Local Authority Deposits

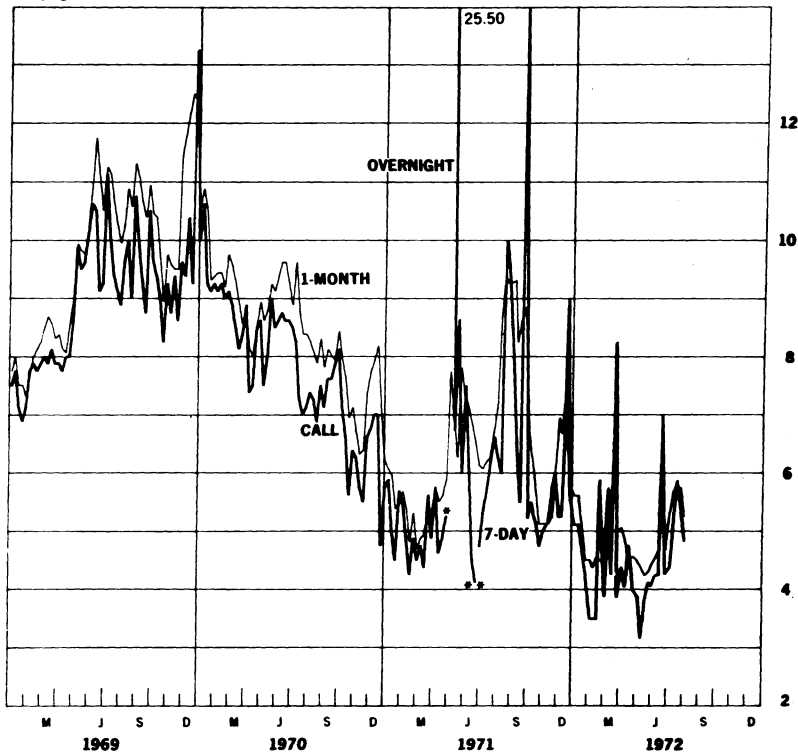
1064

Chart 6A

LONDON: EURO-DOLLAR DEPOSIT RATES

Friday figures

Per cent per annum



* May 12/71—changed to Overnight Euro-Dollar Deposits

** July-1—changed to 7-Day Euro-Dollar

1090

Chart 68

LONDON: EURO-DOLLAR DEPOSIT RATES

Friday figures

Per cent per annum

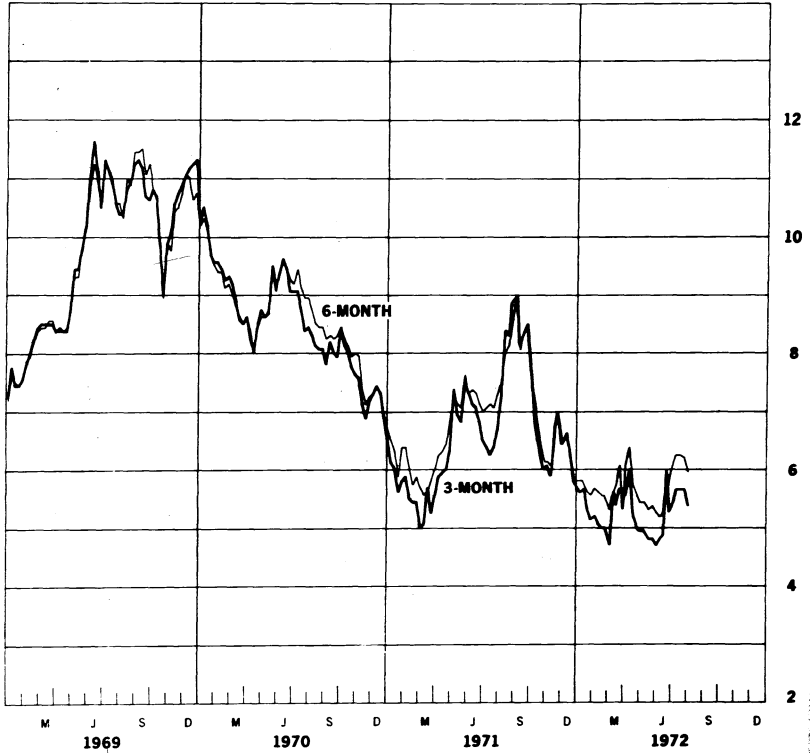


Chart 7A

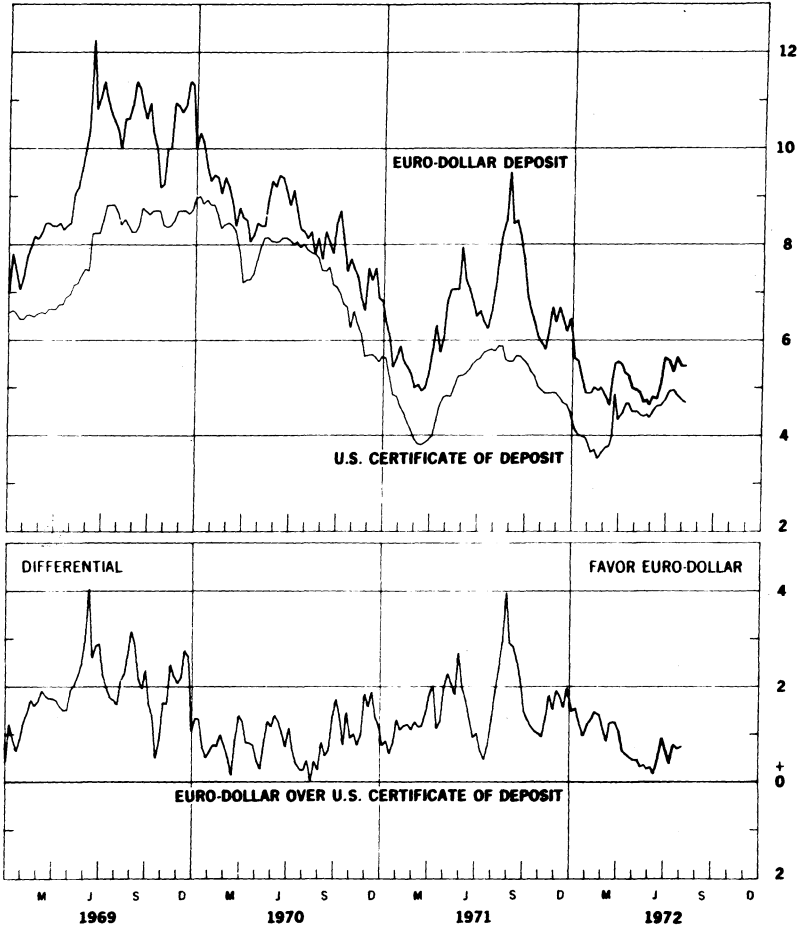
1091

NEW YORK-LONDON: YIELDS ON U.S. DOLLAR FUNDS

3-MONTH DOLLAR DEPOSIT RATES—SECONDARY MARKET

Wednesday figures

Per cent per annum



1092

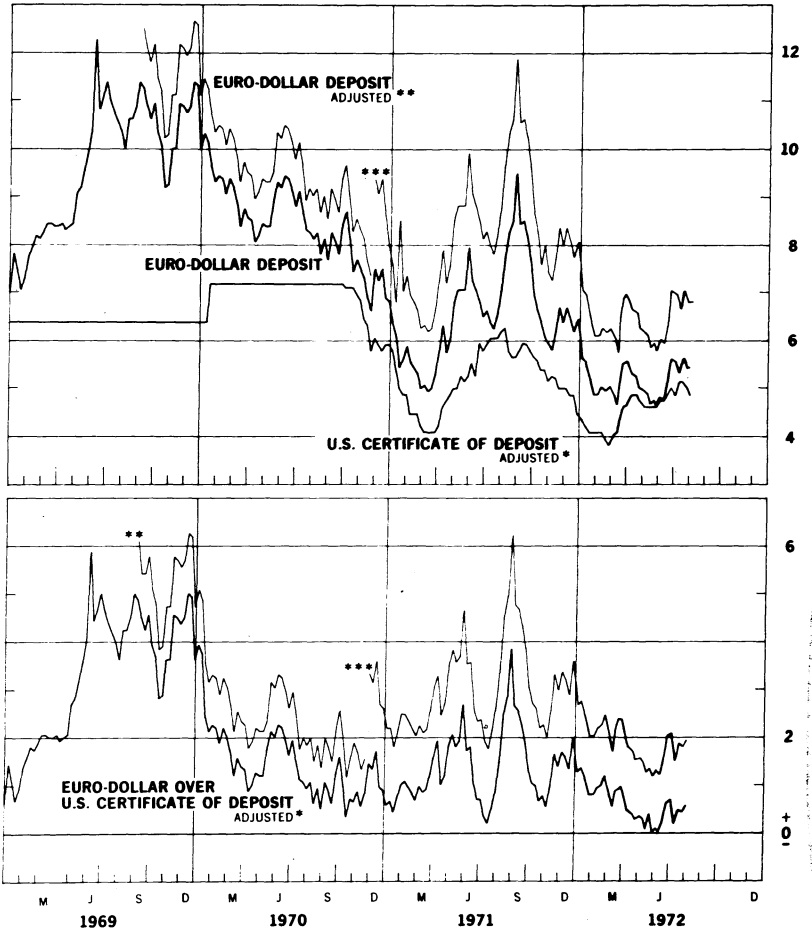
Chart 7B

NEW YORK-LONDON: COST OF U.S. DOLLAR FUNDS

3-MONTH DOLLAR DEPOSIT RATES—PRIMARY MARKET

Wednesday figures

Per cent per annum



- * Adjusted for Reserve Requirement
- ** Adjusted for 10% Marginal Reserve Requirement
- *** Adjusted for 20% Marginal Reserve Requirement

1093

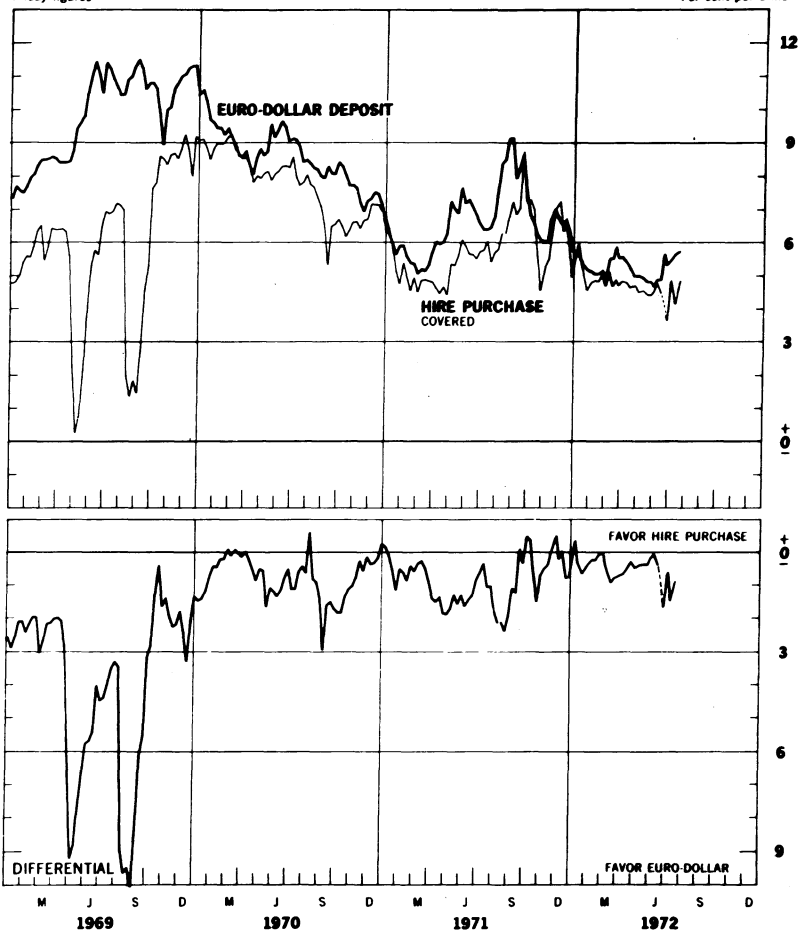
Ch... dA

LONDON: COVERED YIELDS ON U.S. DOLLAR FUNDS

HIRE PURCHASE AND EURO-DOLLAR RATES

Friday figures

Per cent per annum



109⁵¹

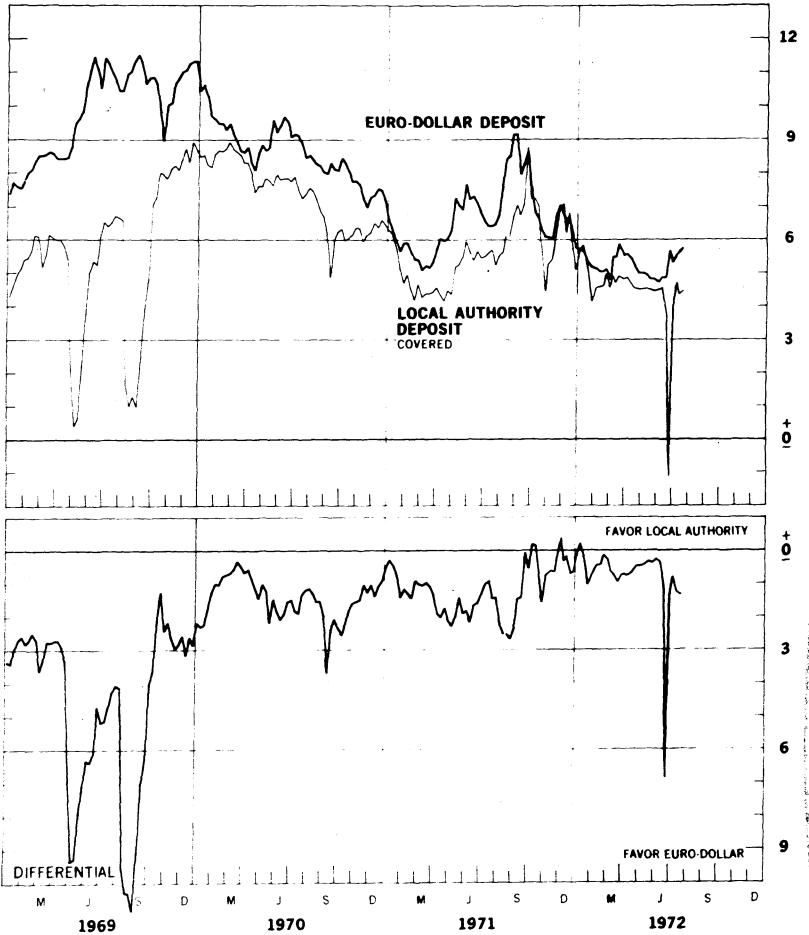
Chart 8B

LONDON: COVERED YIELDS ON U.S. DOLLAR FUNDS

LOCAL AUTHORITY AND EURO-DOLLAR RATES

Friday figures

Per cent per annum



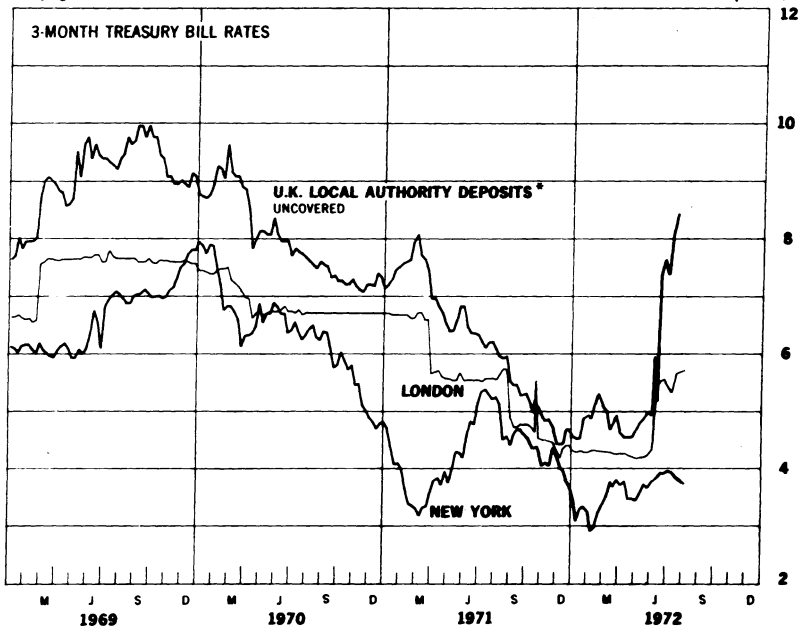
1095

Chart 9A

INTEREST ARBITRAGE: UNITED STATES AND UNITED KINGDOM

Friday figures

Per cent per annum



* Plotted for comparison purposes

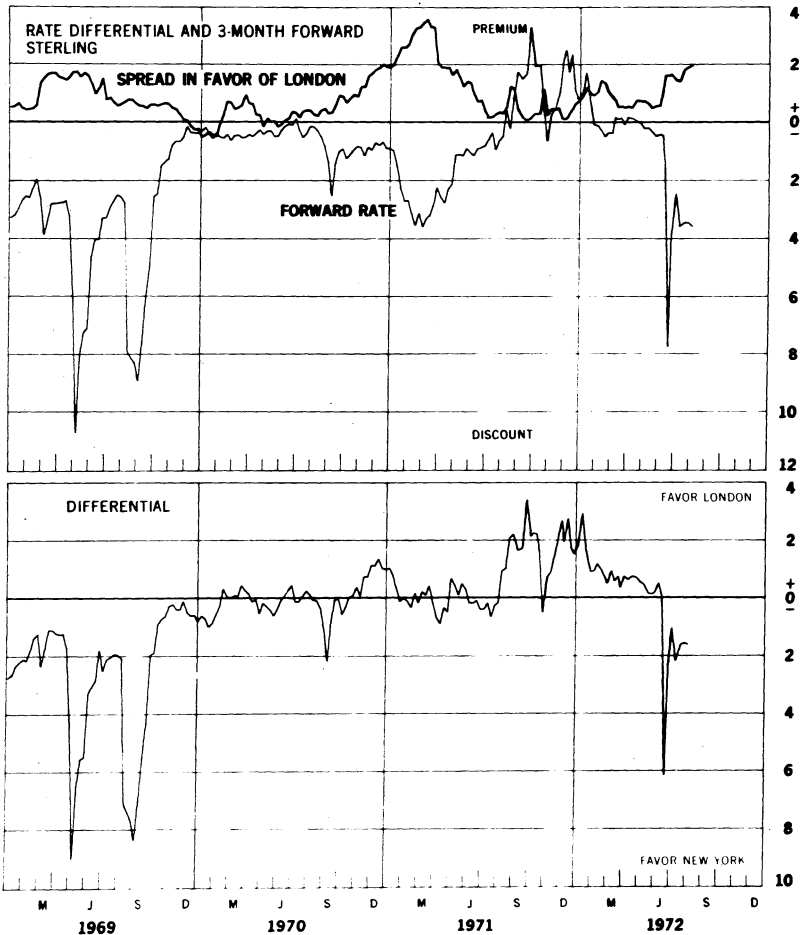
1096

Chart 9B

INTEREST ARBITRAGE: UNITED STATES AND UNITED KINGDOM

Friday figures

Per cent per annum



2097

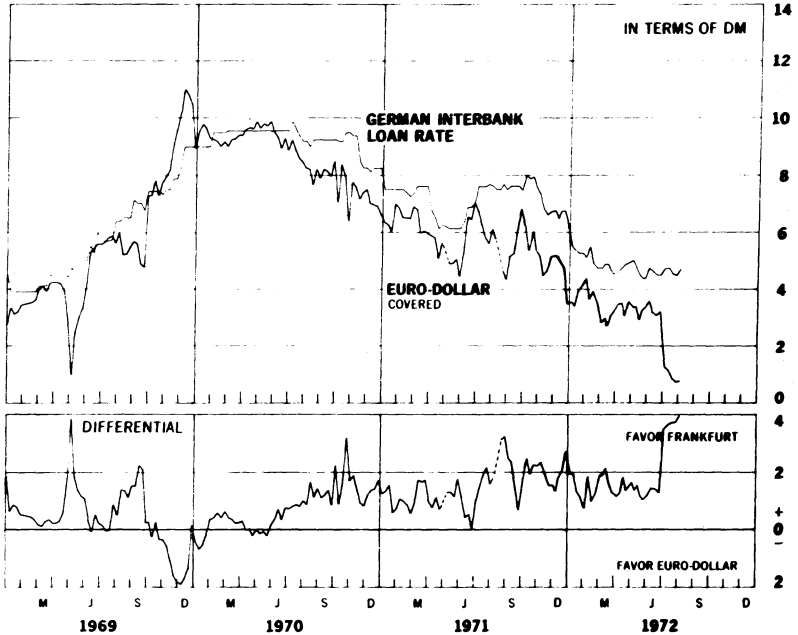
Chart 10A

3-MONTH FUNDS INTEREST ARBITRAGE: EURO-DOLLAR - GERMAN MARK

FRANKFURT INTERBANK LOAN RATE VS. LONDON EURO-DOLLAR RATE

Wednesday rates

Per cent per annum



--- No quotation

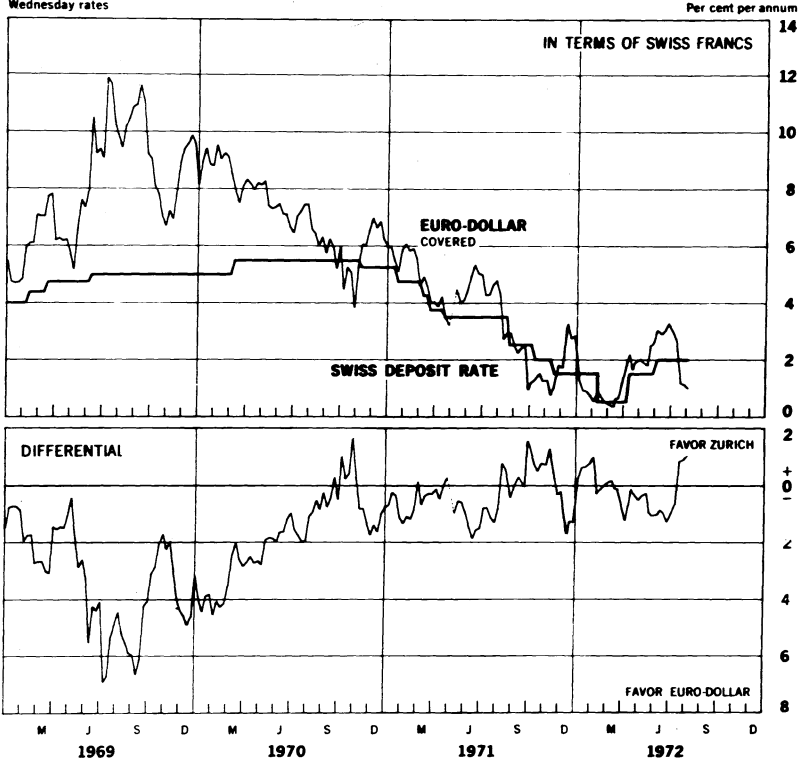
7098

Chart 10B

3-MONTH FUNDS INTEREST ARBITRAGE: EURO-DOLLAR - SWISS FRANC

ZURICH DEPOSIT RATE VS. LONDON EURO-DOLLAR RATE

Wednesday rates

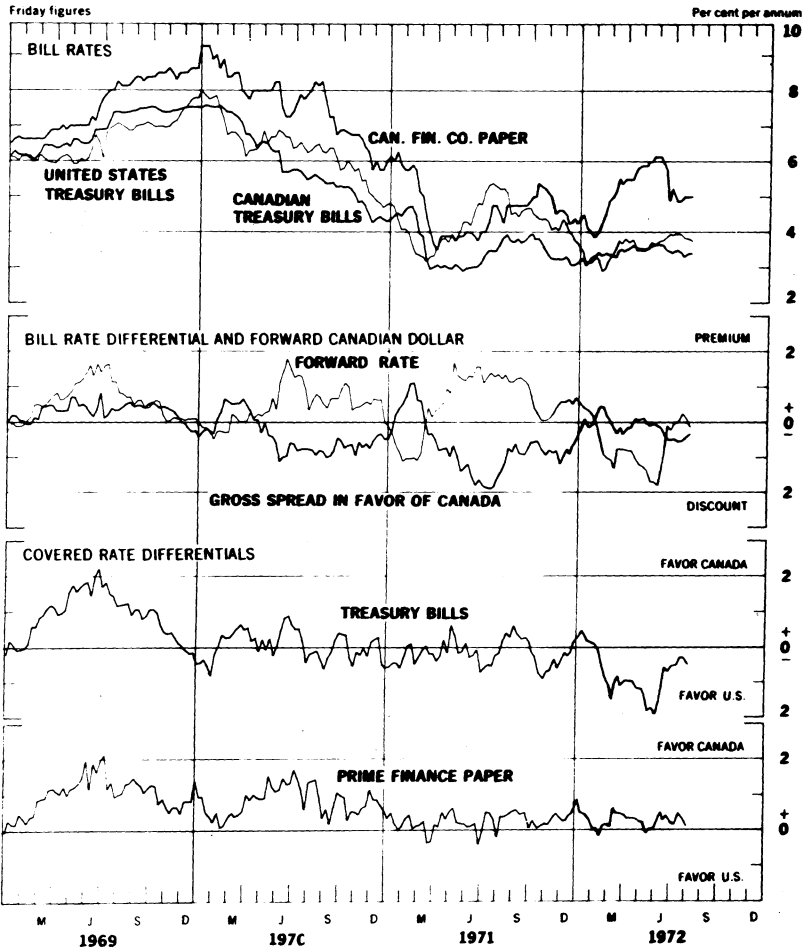


--- No quotation

7099

Chart 11

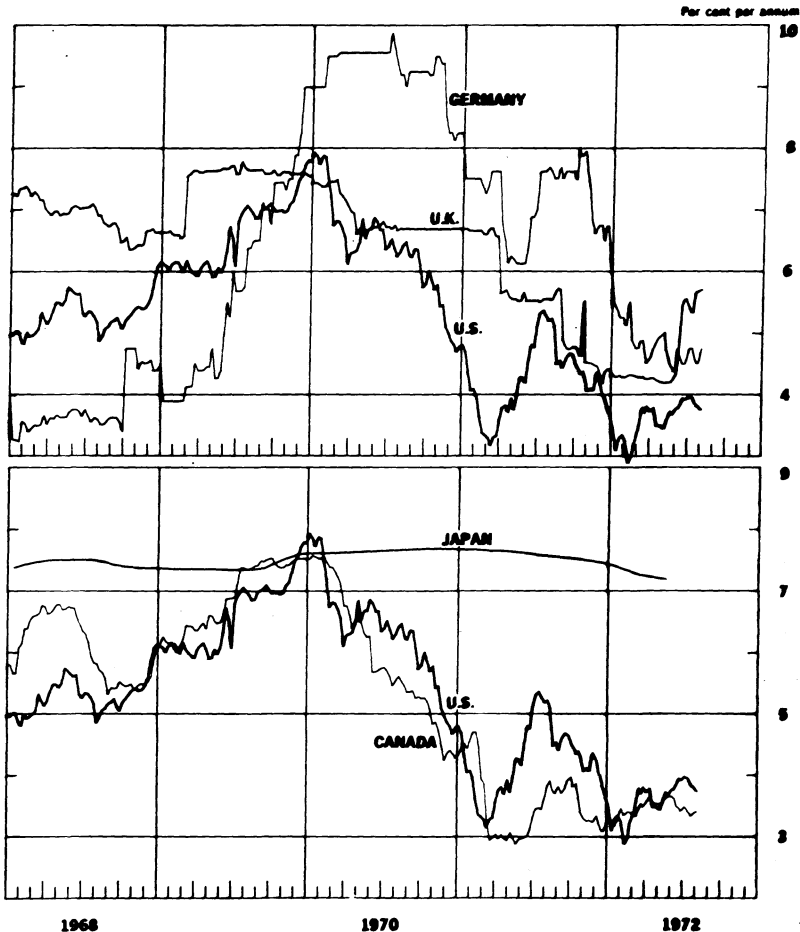
3-MONTH INTEREST ARBITRAGE: UNITED STATES - CANADA



7/10/1

Chart 12A

SELECTED SHORT-TERM INTEREST RATES*

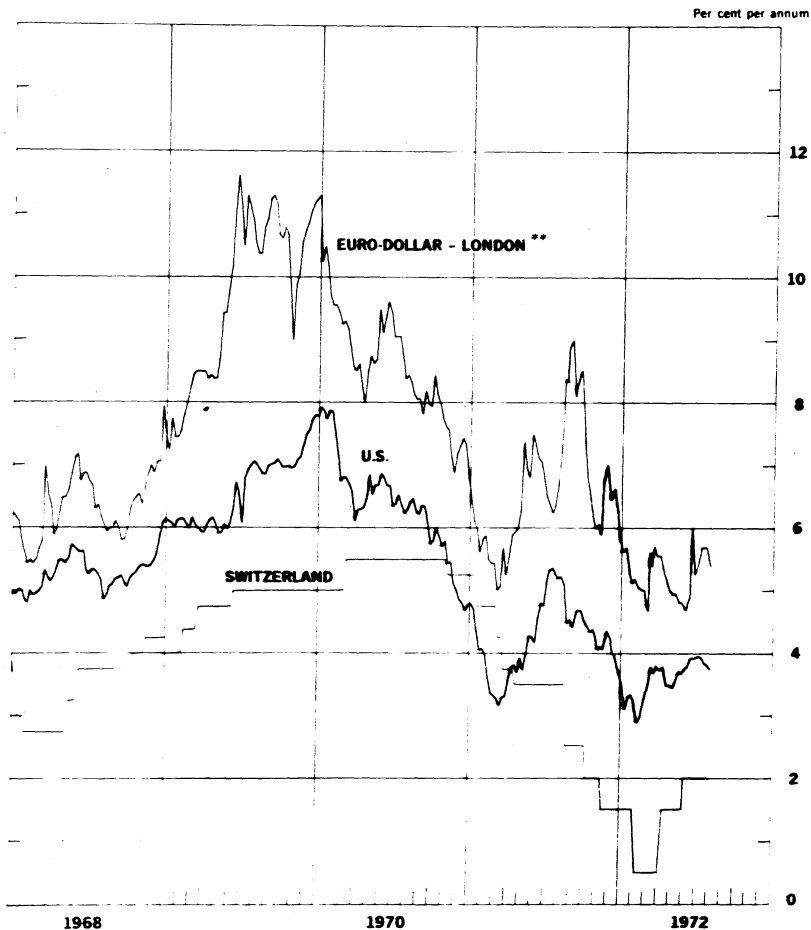


* 3-month treasury bill rates for all countries except Japan (Average rate on bank loans and discounts) and Germany (interbank loan rate)

1102

Chart 12B

SELECTED SHORT-TERM INTEREST RATES*



* 3-month treasury bill rate for U.S.; Switzerland—3 month deposit rate
** 3-month rate for U.S. dollar deposits in London

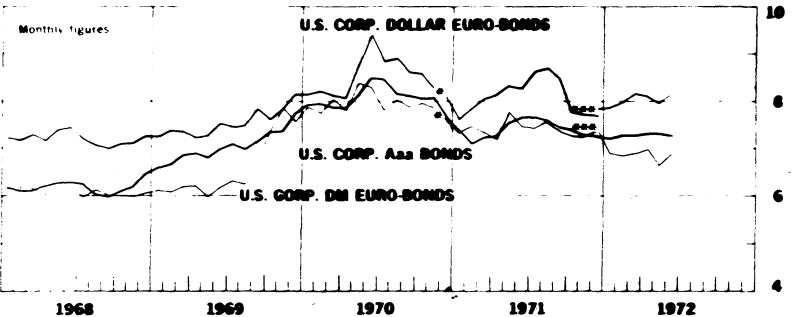
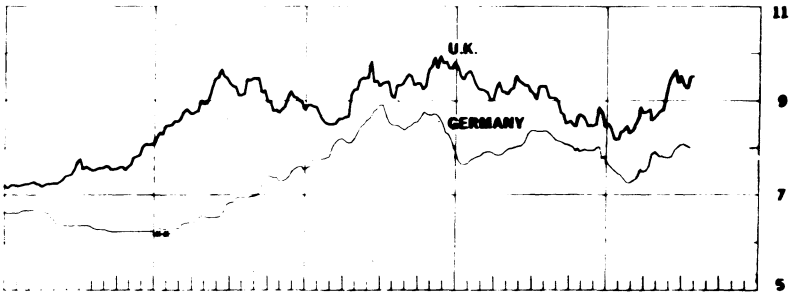
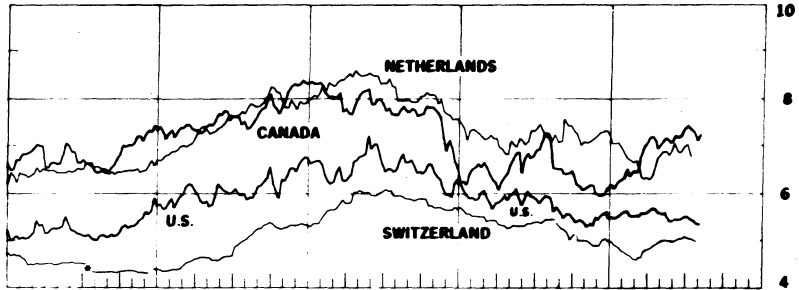
173

Chart 13

LONG-TERM BOND YIELDS

Weekly figures

Per cent per annum



* New series for Switzerland starts 8-2-68, U.S. Corp. Dollar Euro-Bonds and U.S. Corp. DM Euro-Bonds starts 12-70

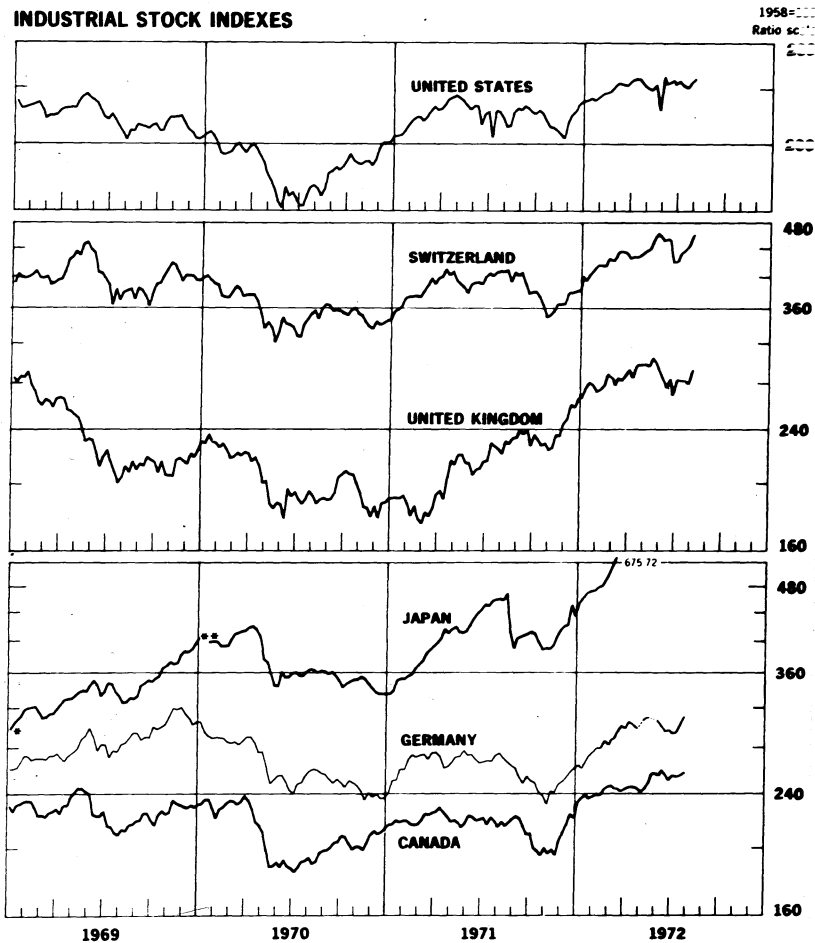
** New Average yield of all German P.A. Bonds begins 1-7-69

*** New series F starts 12-71

1104

CHART 14

INDUSTRIAL STOCK INDEXES



* Japan index of 225 industrial and other stocks traded on Tokyo exchange.

** Japan index of all industrial and other stocks traded on the first section of the Tokyo Stock Exchange.

2905

H. 13
No. 570

IV. SELECTED CENTRAL BANK DISCOUNT RATES

Country	Current Rate	In Effect Since	Previous Rate	In Effect Since
E.E.C.:				
Belgium	4.0	March 2, 1972	4.5	Feb. 5, 1972
France	5.75	April 6, 1972	6.0	Jan. 13, 1972
Germany	3.0	Feb. 25, 1972	4.0	Dec. 23, 1971
Italy	4.0	April 10, 1972	4.5	Oct. 14, 1971
Netherlands	4.0	March 1, 1972	4.5	Jan. 6, 1972
Switzerland	3.75	Sept. 15, 1969	3.0	July 10, 1967
United Kingdom	6.0	June 22, 1972	5.0	Sept. 3, 1971
Canada	4.75	Oct. 25, 1971	5.25	Feb. 24, 1971
Japan	4.25	June 24, 1972	4.75	Apr. 29, 1971
United States	4.50	Dec. 13, 1971	4.75	Nov. 11, 1971

LATEST FIGURES PLOTTED ON THE CHARTS

Chart	Panel	Series	Date	Rate
1A	Upper	Swiss franc	August 4	+1.700
		U.K. pound Actual rate	"	244.78
	Lower	French franc	"	+2.200
		Japanese yen	"	+2.300
1B	Upper	Belgian franc	"	+2.300
		Italian lire	"	+0.050
	Lower	Canadian dollar Actual rate	"	101.74
		German mark	"	+1.400
		Dutch guilder	"	+1.500
2A		German mark	"	+4.70
		Swiss franc	"	+4.49
		U.K. pound	"	-3.42
2B	Upper	Dutch guilder	"	+4.98
		Canadian dollar	"	-0.04
		French franc	"	+0.89
	Lower	Japanese yen	"	n. a.
3A		German mark	"	+8.09
		U.S. dollar	"	+3.16
3B		Swiss franc	"	+6.04
		French franc	"	+3.63
4		Gold price, U.S. dollar per ounce	Aug. 4	69.02
5A	Upper	Overnight Euro-\$ deposits	Aug. 2	7.25
		Federal Funds	"	4.56
	Middle	Differential	"	+2.69
	Lower	Euro-currencies:		
		Euro DM	Aug. 4	-0.25
	Euro Swiss Fr.	"	+0.25	
5B	Upper	Japan, Unconditional Money	July 28	4.25
		U.K., 2-day Local Author. Deps.	July 21	7.81
		Canada, Day-to-day Loans	Aug. 2	3.75
	Lower	France, Day-to-Day Money	Aug. 4	3.75
		Germany, Call Money	"	4.12
		Netherlands, Call Money	July 14	0.69

1307

Chart	Panel	Series	Date	Rate
6A		Euro-\$ 7-Day Rate	Aug. 4	4.81
		Euro-\$ 1-month Rate	"	5.25
6B		Euro-\$ 3-month Rate	"	5.38
		Euro-\$ 6-month Rate	"	5.94
7A	Upper	Euro-\$ 3-month Deposits	Aug. 2	5.44
		U.S. Certificate of Deposits	"	4.68
	Lower	Differential	"	+0.72
7B	Upper	Euro-\$ 3-month Deposits	"	5.44
		Euro-\$ 3-month Deposits (Adj.)	"	6.80
		U.S. Certificate of Deposits (Adj.)	"	4.86
	Lower	Differential: on Adj. Euro-\$ Deposits	"	+1.94
		on Unadj. Euro-\$ Deposits	"	+0.58
8A	Upper	Euro-\$ 3-month Deposits	July 21	5.75
		Hire Purchase Deposits (covered)	"	4.85
	Lower	Differential	"	-0.90
8B	Upper	Euro-\$ 3-month Deposits	"	5.75
		Local Authority Deposits (covered)	"	4.41
	Lower	Differential	"	-1.34
9A		U.S. Treasury Bill rate	Aug. 4	3.74
		U.K. Treasury Bill rate	"	5.71
		Local Authority Deposit (uncovered)	July 21	8.44
9B	Upper	Spread (+= favor London)	Aug. 4	+1.97
		3-month Forward Pound	"	-3.59
	Lower	Net Incentive (+= favor London)	"	-1.62

1108

IV - 4

Chart	Panel	Series	Date	Rate
10A	Upper	Euro-\$ Deposits (covered)	Aug. 2	0.78
		German Interbank Loan rate	"	4.75
	Lower	Differential	"	+3.97
10B	Upper	Euro-\$ Deposits (covered)	"	0.99
		Swiss Deposit rate	"	2.00p
	Lower	Differential	"	+1.01
11	Upper	Canadian Finance Paper	Aug. 4	5.00
		U.S. Treasury Bill rate	"	3.74
		Canadian Treasury Bill rate	"	3.40
		U.S. Prime Finance paper (not plotted)	"	4.75
	Second	Bill rate differential	"	-0.34
		Forward Canadian dollar	"	-0.16
	Third	Net incentive on bills	"	-0.50
	Bottom	Net incentive on Finance Paper	"	+0.09
12A	Upper	U.K. Treasury Bill rate	Aug. 4	5.71
		U.S. Treasury Bill rate	"	3.74
		German Interbank Loan rate	Aug. 2	4.75
	Lower	Japanese Average rate	May	7.191
		Canadian Treasury Bill rate	Aug. 4	3.40
		U.S. Treasury Bill rate	"	3.74
12B		Euro-\$ Deposits	"	5.38
		Swiss 3-month Deposit rate	"	2.00p
		U.S. Treasury Bill rate	"	3.74

1189

Chart	Panel	Series	Date	Rate
13	Upper	Netherlands	July 14	6.75
		Canada	Aug. 2	7.25
		United States	"	5.35
		Switzerland	July 28	4.95
	Middle	* Germany	July 21	7.99
		United Kingdom	July 28	9.51
	Lower	U.S. Corp. Dollar Euro-bonds Series F	June	8.19
		U.S. Corp. DM Euro-bonds "	"	6.88
		U.S. Corp. Aaa bonds	"	7.23
14	Upper	Switzerland	Aug. 4	460.4
		Germany	Aug. 31	310.0
		United States	Aug. 4	248.52
	Middle	United Kingdom	"	293.21
		Canada	July 27	257.35
	Lower	** Japan	July 29	675.72
		United States	Aug. 4	248.52

* New -- Average yield of ALL German Public Authorities bonds made as of banking key days.

** Beginning week ended September 5, 1970, the Japanese index plotted is that of all industrial and other stocks on the First Section of the Tokyo Stock Exchange.