


July 26, 1972 No. 568



1008

H-13 Division of International Finance, Europe and British Commonwealth Section

BAZ Gov...  
N-13

# SELECTED INTEREST & EXCHANGE RATES FOR MAJOR COUNTRIES & THE U.S.

WEEKLY SERIES OF CHARTS

---

BOARD OF GOVERNORS OF THE FEDERAL RESERVE SYSTEM

1009

---

**TABLE OF CONTENTS**

**PART I. EXCHANGE RATES AND GOLD PRICES**

- Chart 1A and B - Spot Exchange Rates, Major Currencies against U.S. Dollar
- Chart 2A and B - 3-Month Forward Exchange Rates, Major Currencies against U.S. Dollar
- Chart 3A and B - 3-Month Forward Exchange Rates, Major Currencies against U.K. Pound
- Chart 4 - Gold Price in London

**PART II. SHORT-TERM INTEREST RATES**

- Chart 5 - Call Money Rates
- Chart 6A and B - London: Euro-\$ Deposit Rates
- Chart 7A and B - New York - London: Yields on U.S. Dollar Funds
- Chart 8A and B - London: Covered Yields on U.S. Dollar Funds
- Chart 9A and B - Interest Arbitrage: United States-United Kingdom
- Chart 10A and B - Interest Arbitrage: U.S.-Germany and U.S.-Switzerland
- Chart 11 - Interest Arbitrage: United States-Canada
- Chart 12A and B - Selected Short-term Interest Rates

**PART III. LONG-TERM INTEREST RATES AND STOCK INDICES**

- Chart 13 - Long-Term Bond Yields
- Chart 14 - Industrial Stock Indices

**PART IV. SELECTED CENTRAL BANK DISCOUNT RATES AND LATEST FIGURES PLOTTED ON THE CHARTS**

**NOTE:** This series is a continuation of the CAPITAL MARKETS DEVELOPMENTS ABROAD, which was published under that title through December 31, 1968. The changes in the format and order of the charts are explained in the Supplement to the series, which accompanied issue dated January 1, 1969. All series and their sources are fully described in a Supplement dated January 1, 1972.

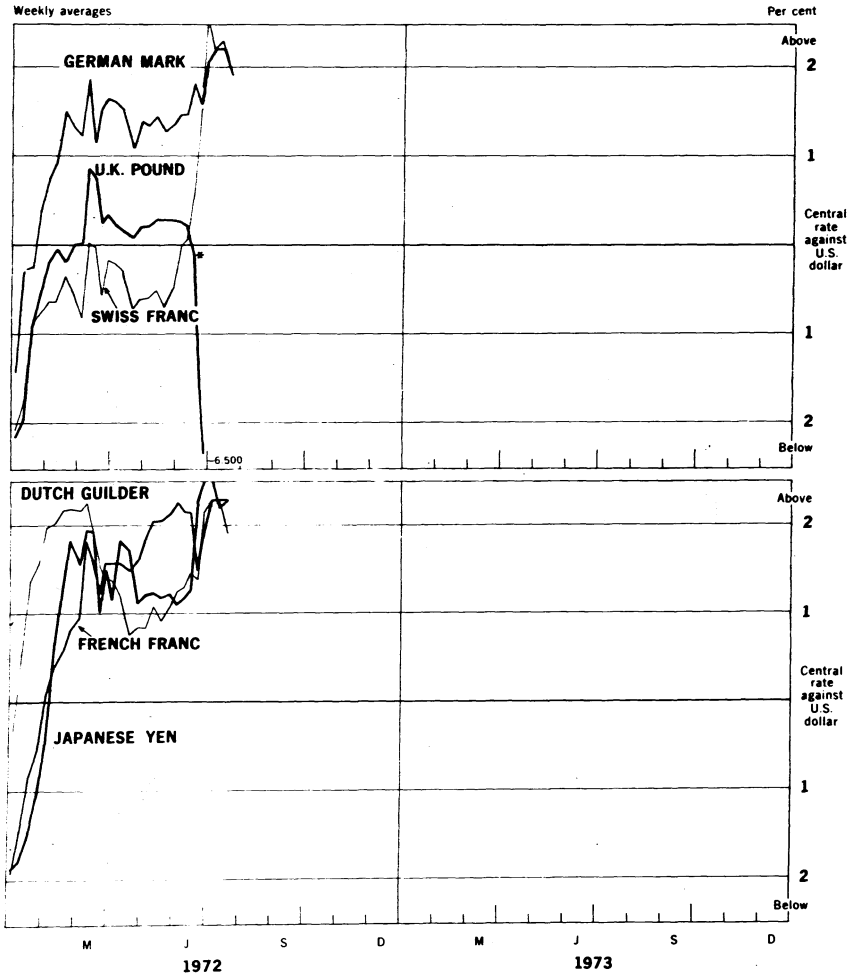
---

1010

Chart 1A

### SPOT EXCHANGE RATES - MAJOR CURRENCIES AGAINST U.S. DOLLAR

Weekly averages



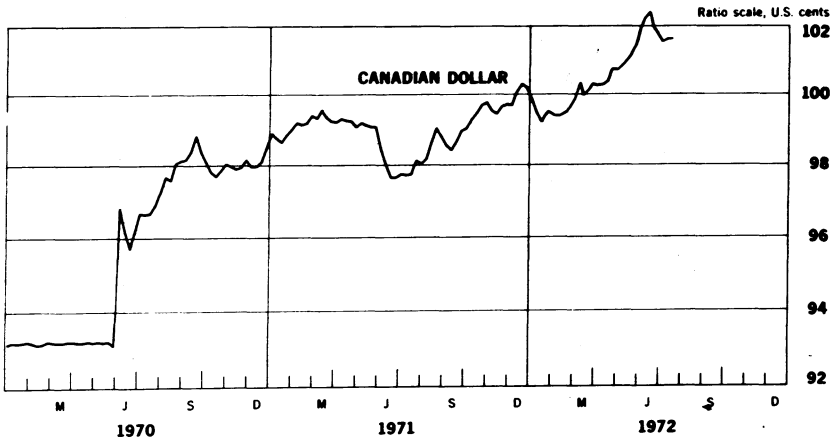
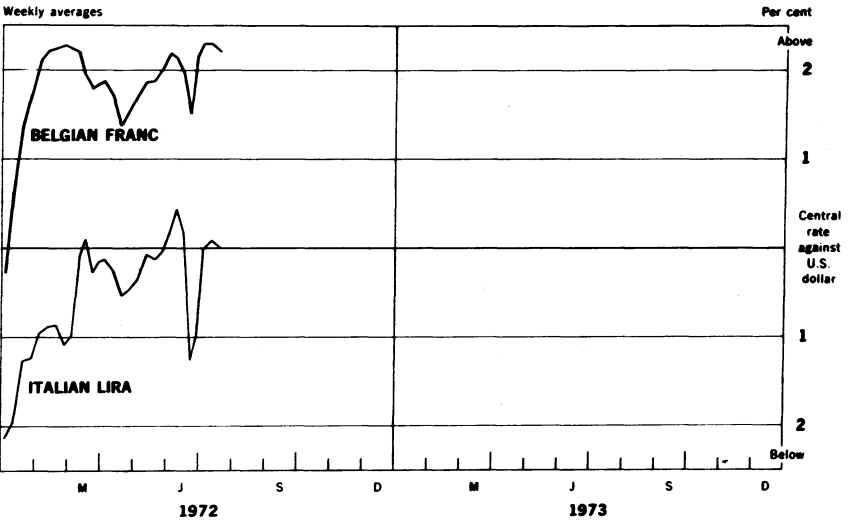
\* Pound floated June 23, 1972

Chart 1B

104

### SPOT EXCHANGE RATE - MAJOR CURRENCIES AGAINST U.S. DOLLAR

Weekly averages



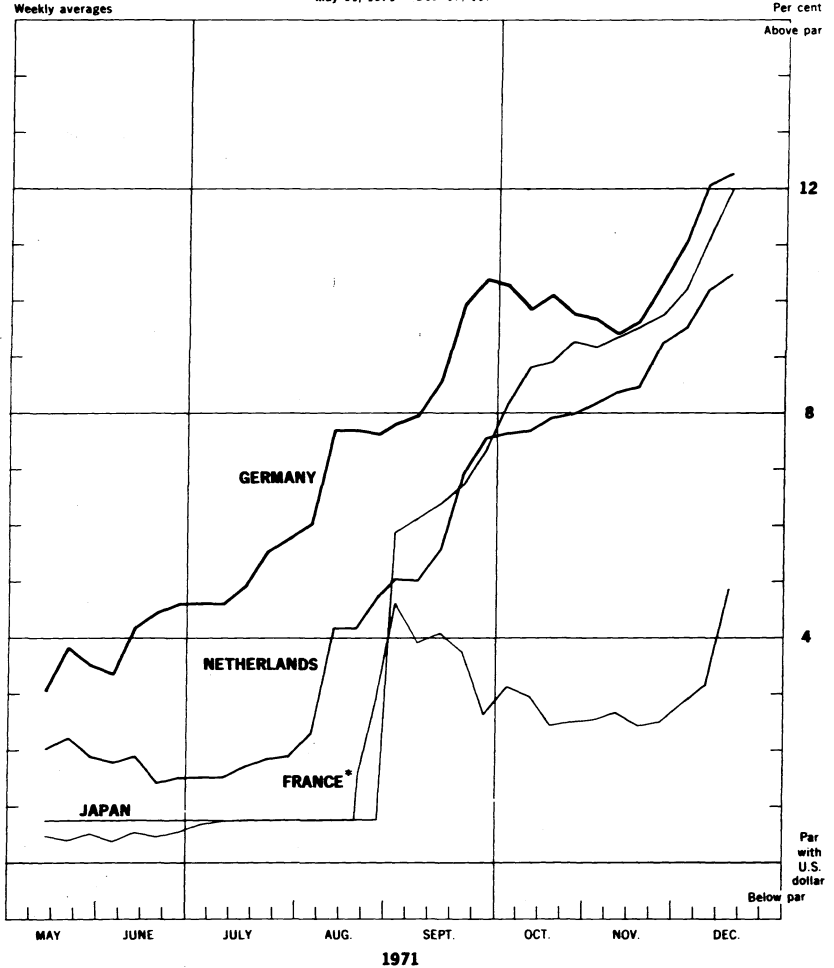
1512

Chart 1C

### SPOT EXCHANGE RATES - MAJOR CURRENCIES AGAINST U.S. DOLLAR

Weekly averages

May 11, 1971 - Dec 17, 1971



\* Financial franc

1013

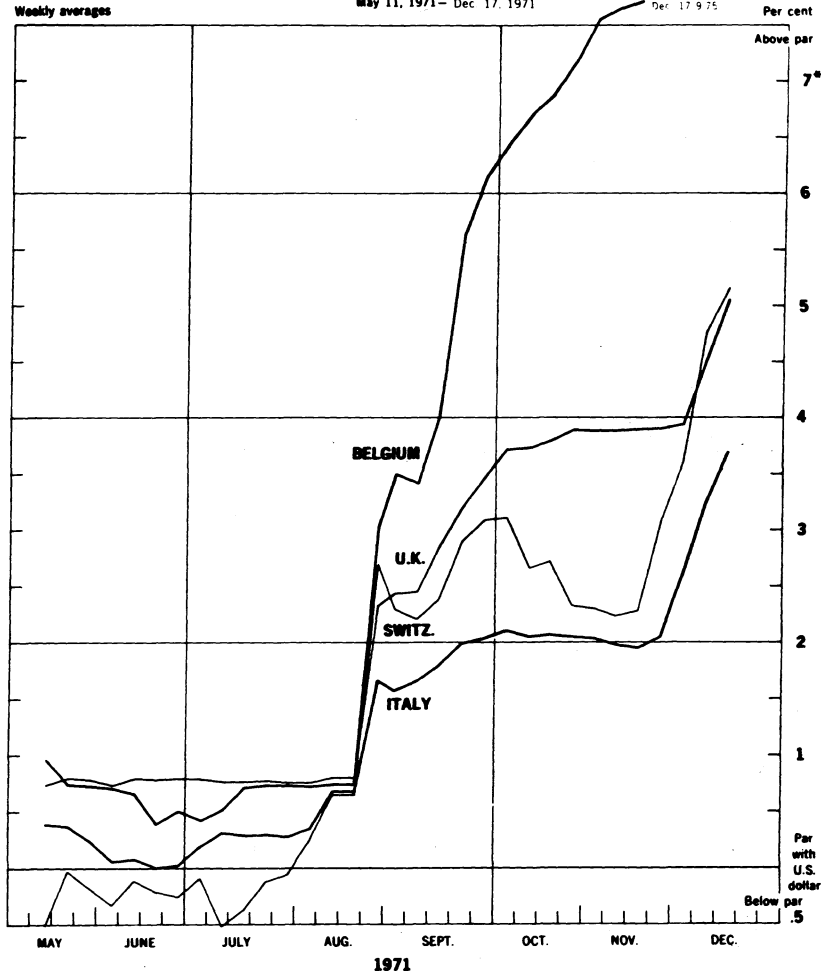
Chart 1D

# SPOT EXCHANGE RATES - MAJOR CURRENCIES AGAINST U.S. DOLLAR

Weekly averages

May 11, 1971 - Dec 17, 1971

Dec: 17 9 75



\*For clarity the vertical scale is double that used in 1C

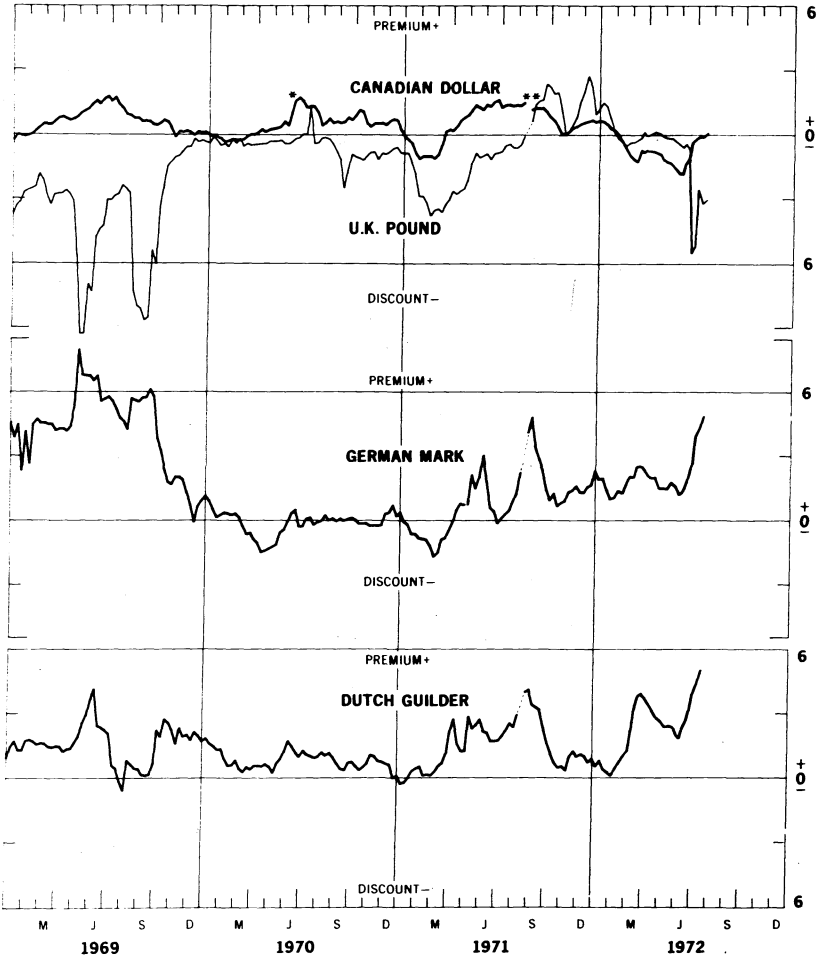
1014

Chart 2A

### 3-MONTH FORWARD EXCHANGE - MAJOR CURRENCIES AGAINST U.S. DOLLAR

Weekly averages

Per cent per annum



\* Canadian Dollar Rate not supported by Bank of Canada.

\*\* No quotation

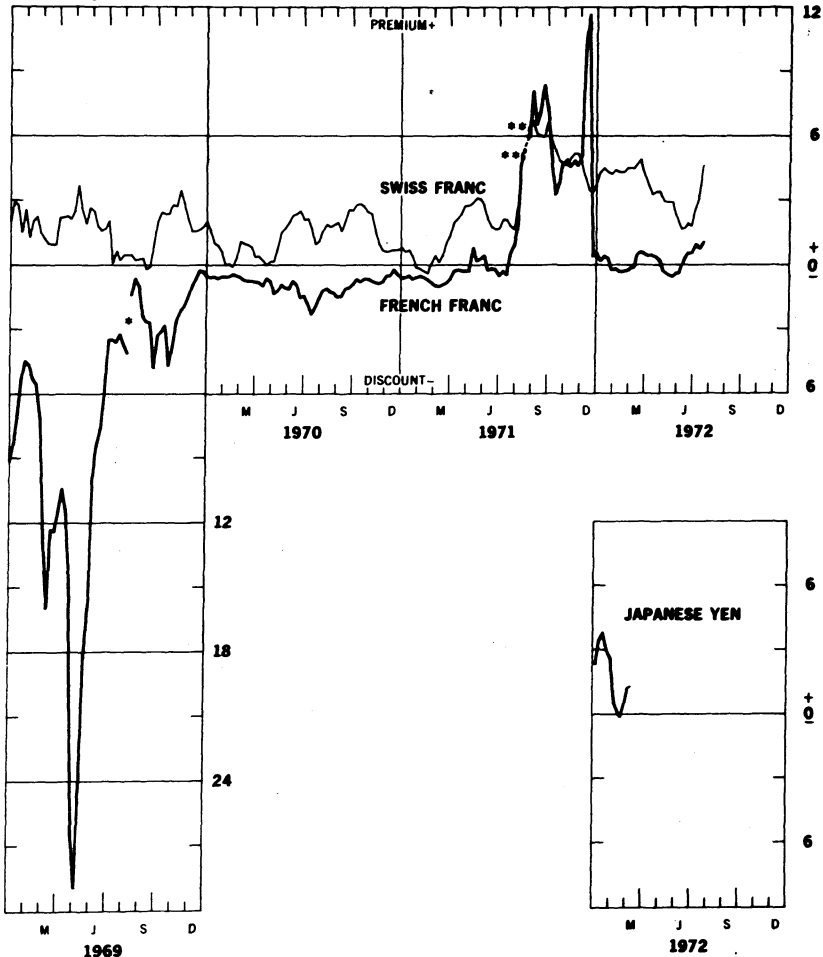
1015

Chart 2B

### 3-MONTH FORWARD EXCHANGE - MAJOR CURRENCIES AGAINST U.S. DOLLAR

Weekly averages

Per cent per annum



\* Devaluation of the French franc from 4.94 to 5.55 for \$1.00.  
 \*\* No quotation



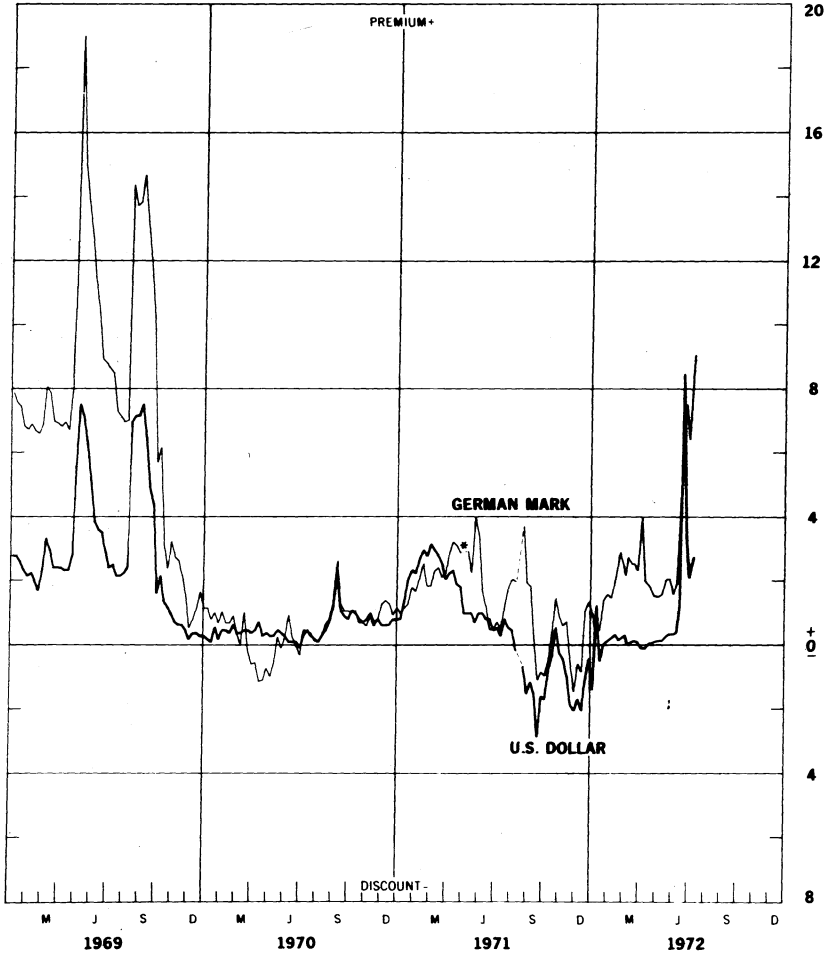
1016

Chart 3A

### 3-MONTH FORWARD EXCHANGE - MAJOR CURRENCIES AGAINST U.K. POUND

Friday figures

Per cent per annum



\* No quotation.

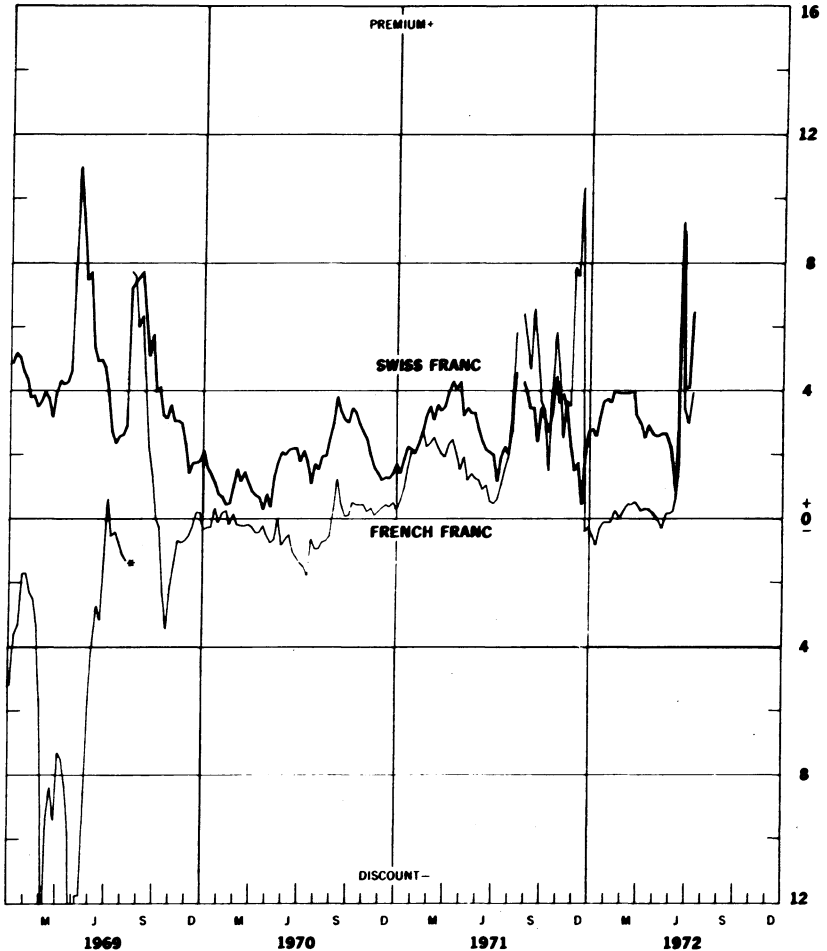
107

Chart 3B

### 3-MONTH FORWARD EXCHANGE - MAJOR CURRENCIES AGAINST U.K. POUND

Friday figures

Per cent per annum



\* Devaluation of the French franc from 4.94 to 5.55 for \$1.00

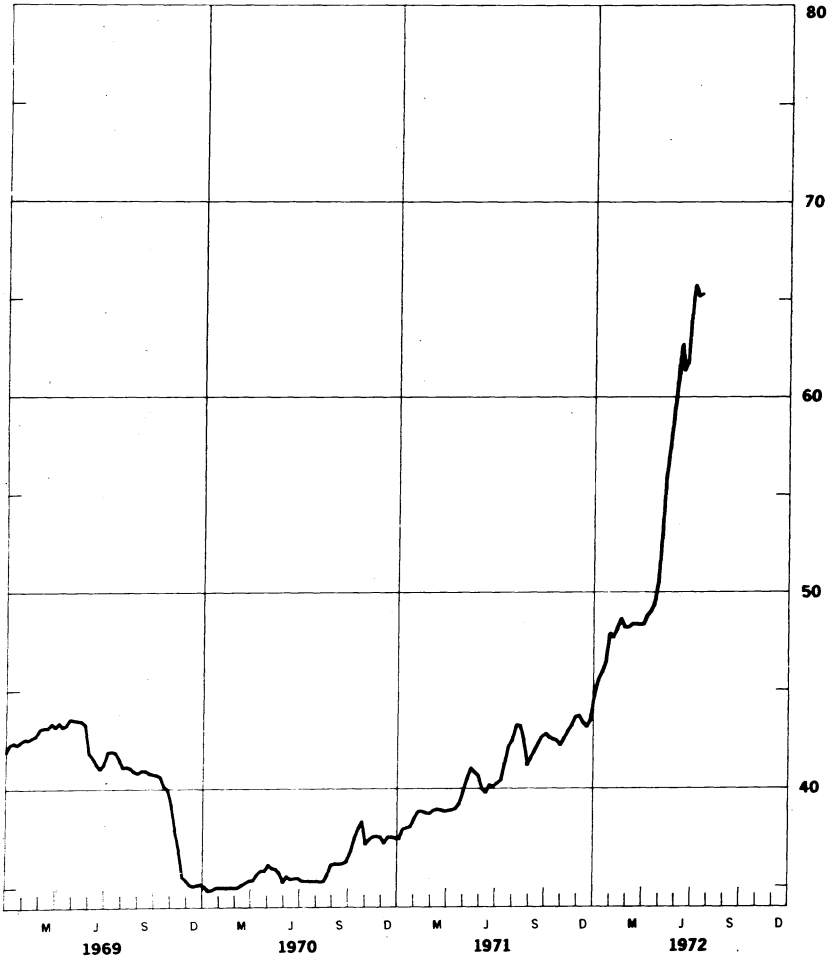
016

Chart 4

### GOLD PRICE IN LONDON, 12.5 Kg BARS

Week's average of afternoon fixings

U.S. dollar equivalent per fine ounce

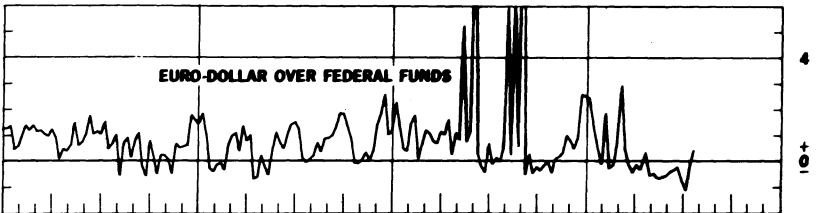
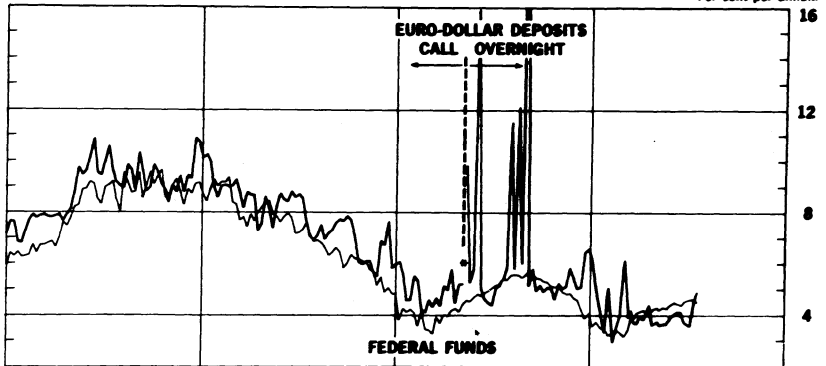


# CALL MONEY RATES

## DOLLAR FUNDS

Weekly averages

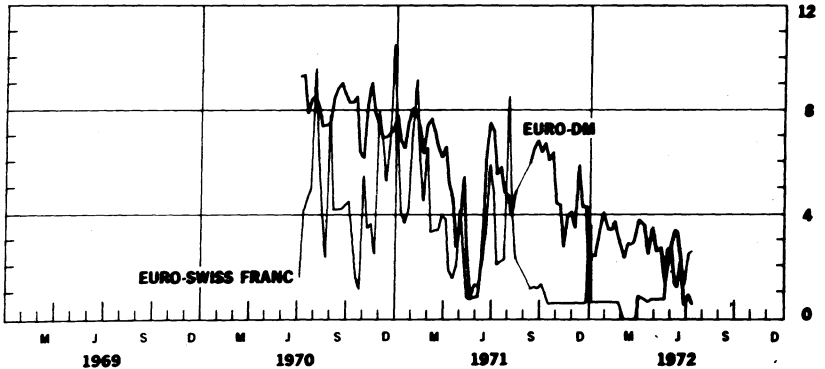
Per cent per annum



## EURO-CURRENCIES

Weekly averages

Per cent per annum



\* May 10, 1971 - Changed to Overnight Euro \$ Deposits.

1020

Chart 5B

### CALL MONEY RATES

SELECTED FOREIGN AND EEC CURRENCIES

Friday figures

Per cent per annum

12

8

4

0

FRANCE

NETHERLANDS

8

4

0

JAPAN

CANADA

12

8

4

0

GERMANY

U.K.

M J S D

1969

M J S D

1970

M J S D

1971

M J S D

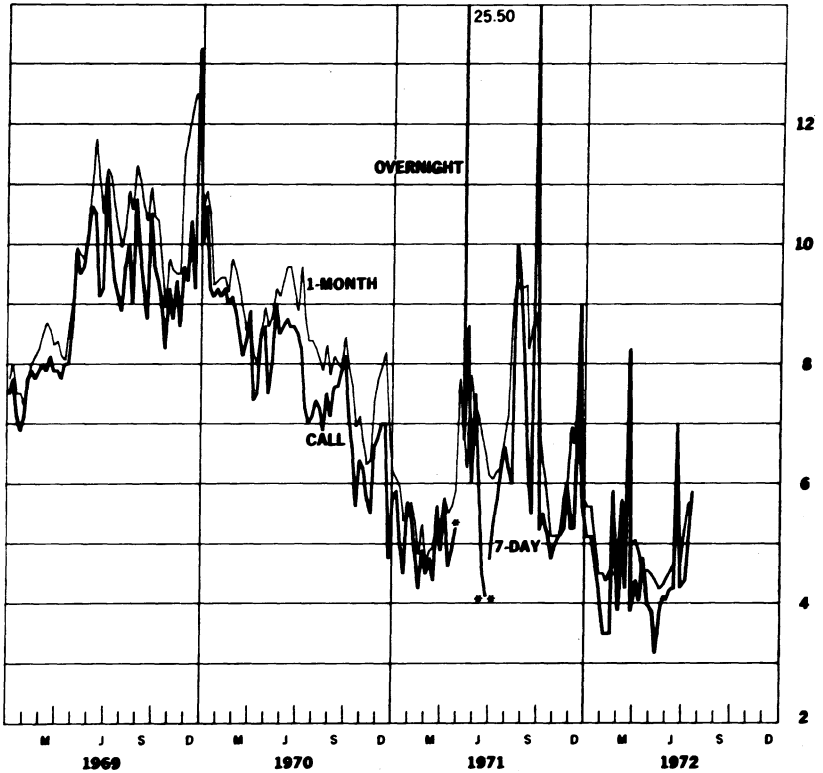
1972

France, Day-to-day Money; Netherlands, Call Money, weekly average; Japan, Unconditional Money; Canada, Day-to-day Loans, weekly average; Germany, Call Money; U.K., 2-day Local Authority Deposits

# LONDON: EURO-DOLLAR DEPOSIT RATES

Friday figures

Per cent per annum



\* May 12/71—changed to Overnight Euro-Dollar Deposits

\*\* July-1—changed to 7-Day Euro-Dollar

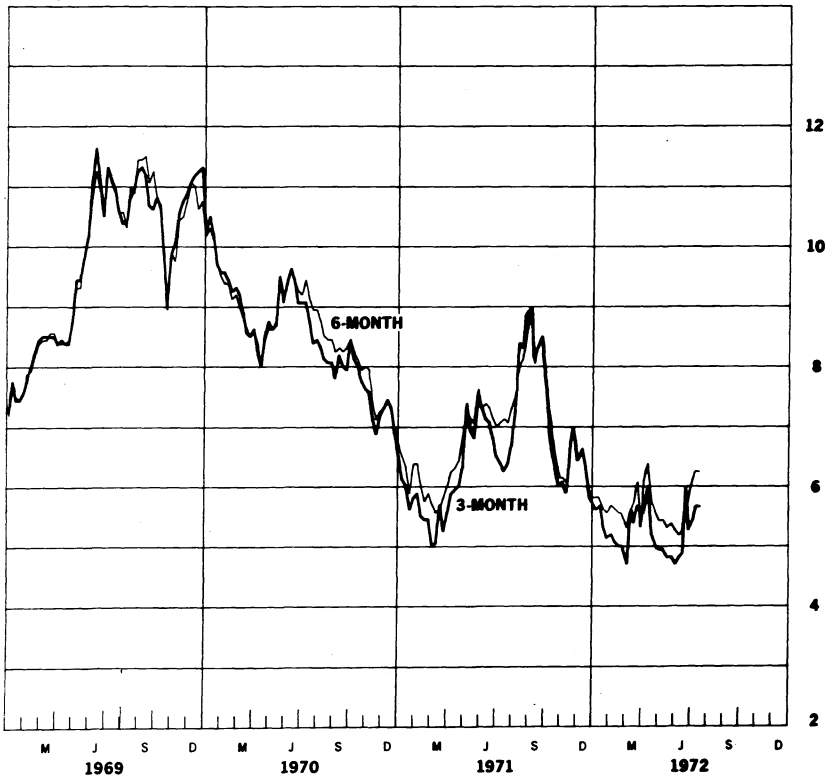
1022

Chart 6B

### LONDON: EURO-DOLLAR DEPOSIT RATES

Friday figures

Per cent per annum



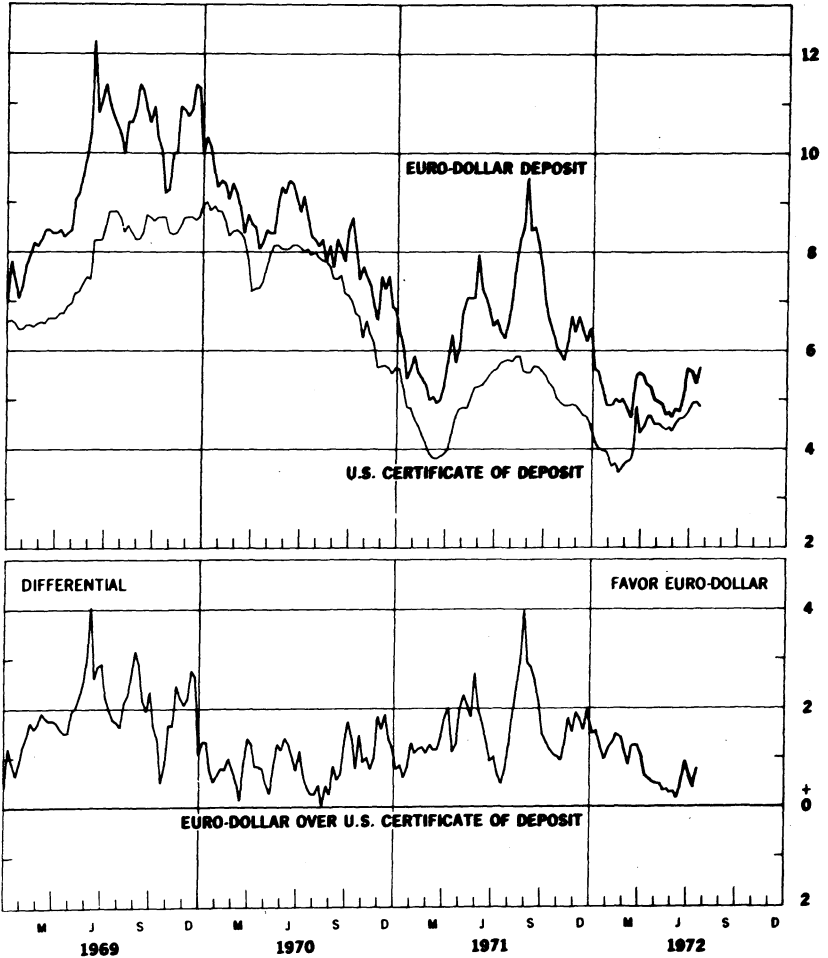
1623

### NEW YORK-LONDON: YIELDS ON U.S. DOLLAR FUNDS

#### 3-MONTH DOLLAR DEPOSIT RATES—SECONDARY MARKET

Wednesday figures

Per cent per annum





1074

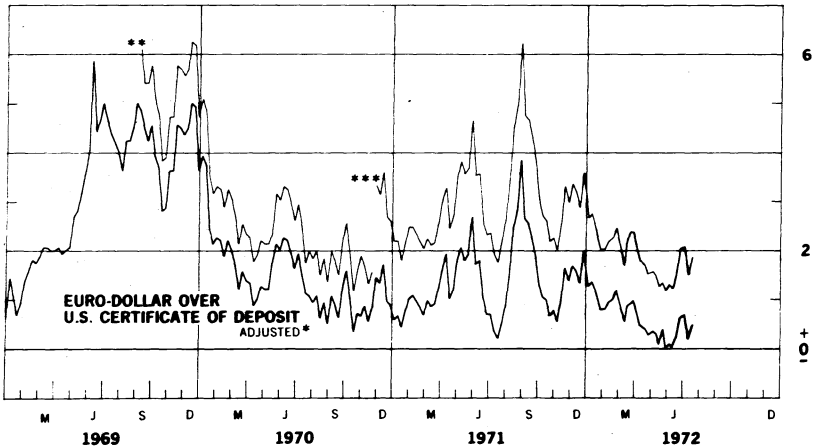
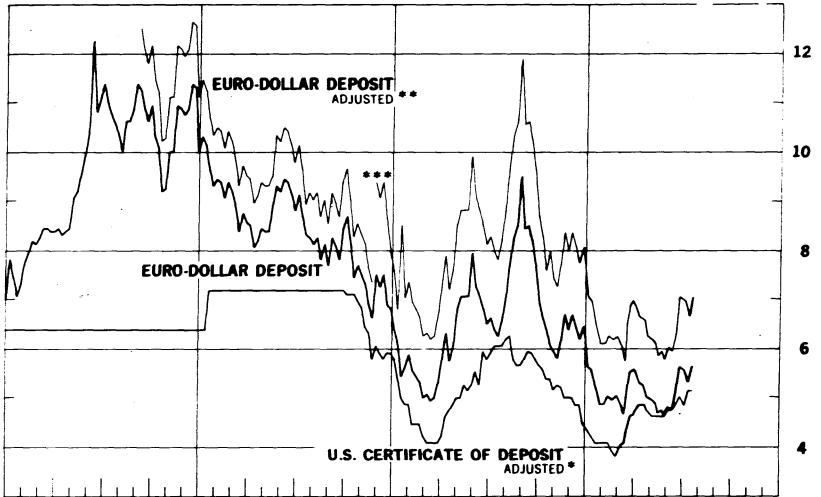
Chart 7B

### NEW YORK-LONDON: COST OF U.S. DOLLAR FUNDS

3-MONTH DOLLAR DEPOSIT RATES—PRIMARY MARKET

Wednesday figures

Per cent per annum



\* Adjusted for Reserve Requirement  
 \*\* Adjusted for 10% Marginal Reserve Requirement  
 \*\*\* Adjusted for 20% Marginal Reserve Requirement

1025

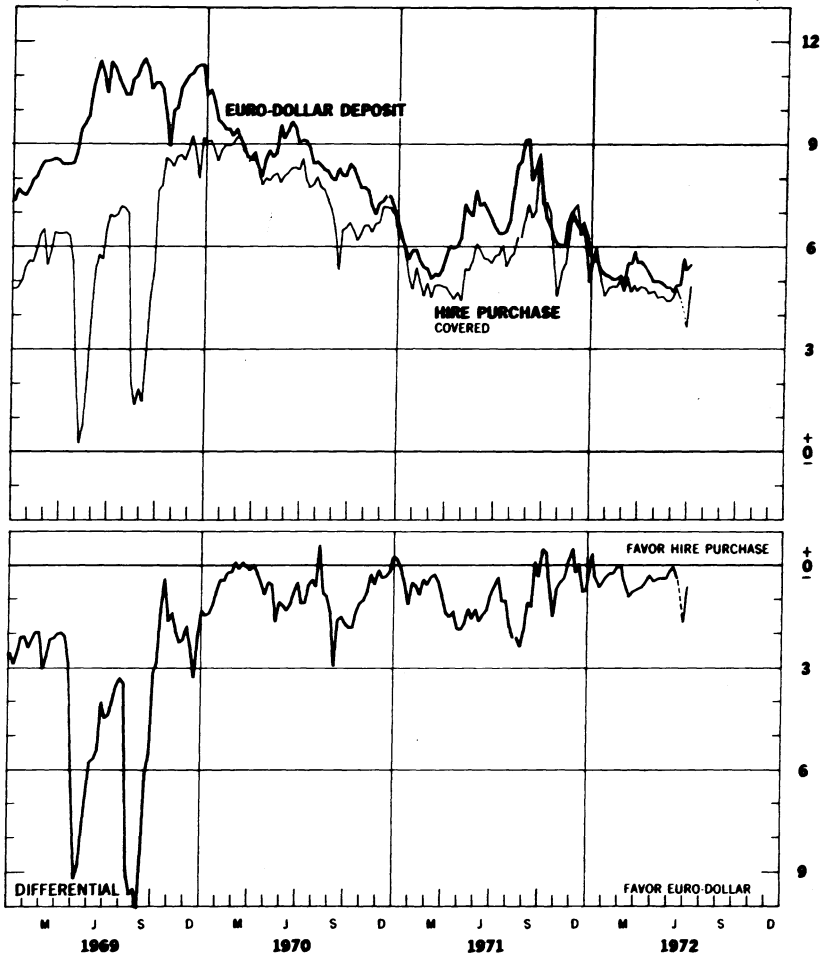
Chart 8A

### LONDON: COVERED YIELDS ON U.S. DOLLAR FUNDS

HIRE PURCHASE AND EURO-DOLLAR RATES

Friday figures

Per cent per annum



1026

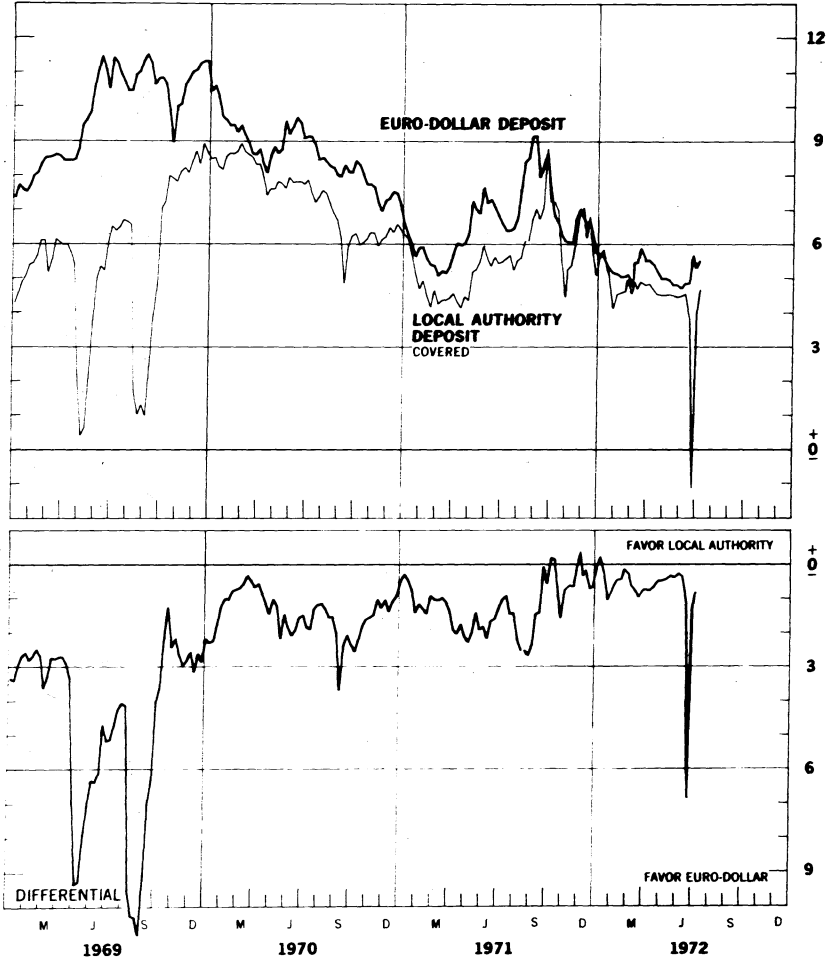
Chart 8B

### LONDON: COVERED YIELDS ON U.S. DOLLAR FUNDS

LOCAL AUTHORITY AND EURO-DOLLAR RATES

Friday figures

Per cent per annum



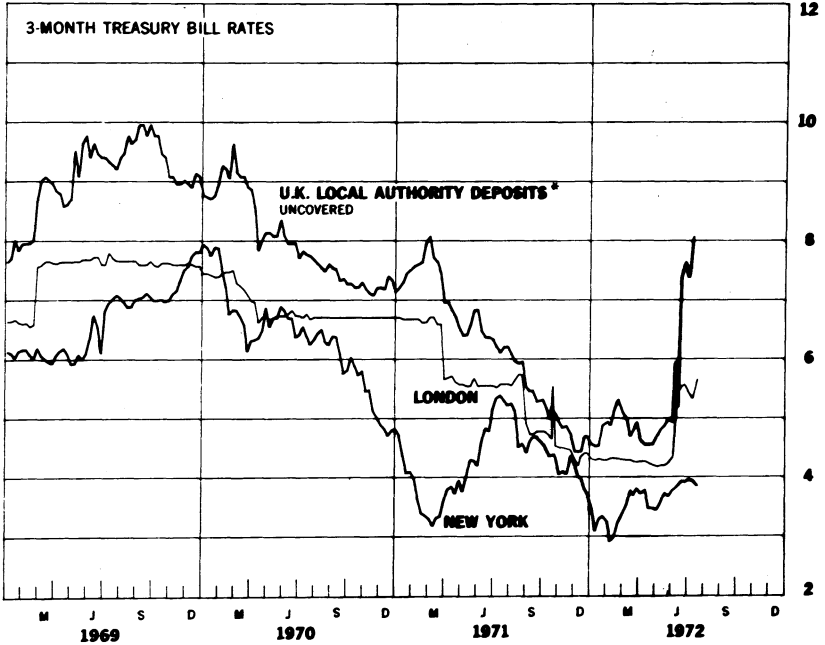
1077

Chart 9A

# INTEREST ARBITRAGE: UNITED STATES AND UNITED KINGDOM

Friday figures

Per cent per annum



\* Plotted for comparison purposes

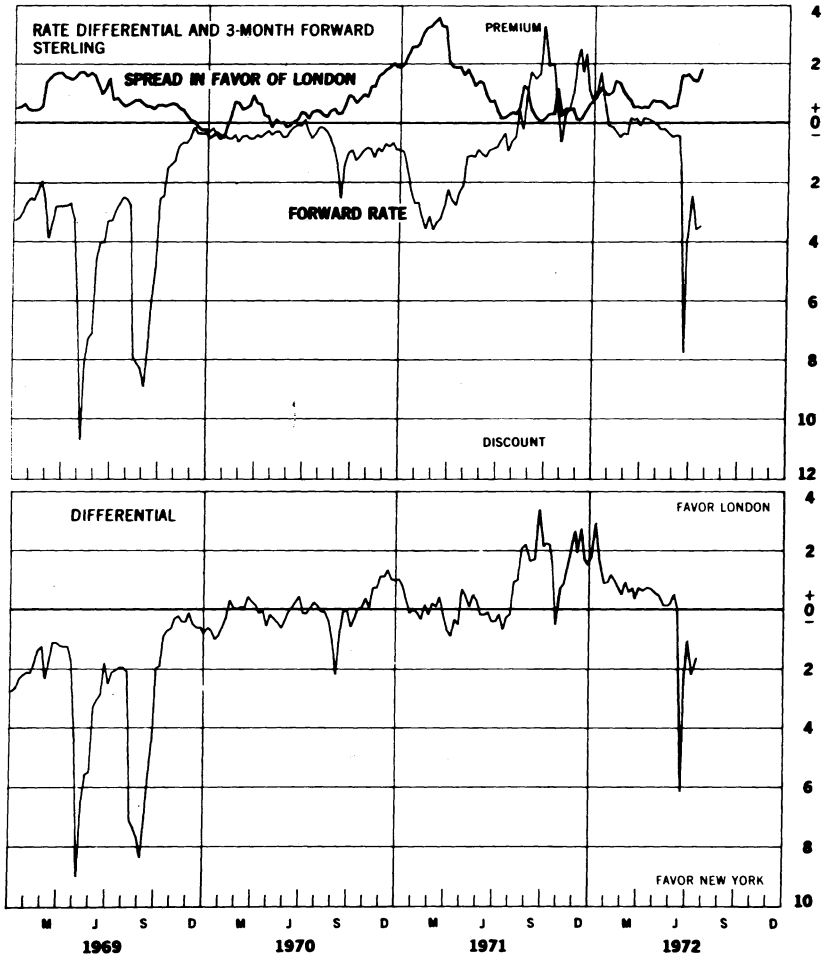
1026

Chart 98

# INTEREST ARBITRAGE: UNITED STATES AND UNITED KINGDOM

Friday figures

Per cent per annum



1024

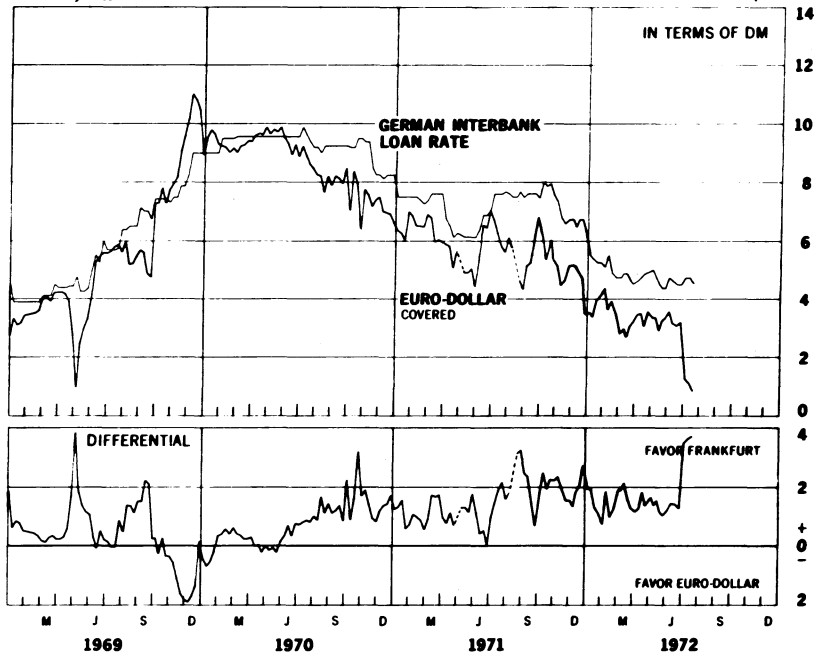
Chart 10A

### 3-MONTH FUNDS INTEREST ARBITRAGE: EURO-DOLLAR - GERMAN MARK

FRANKFURT INTERBANK LOAN RATE VS. LONDON EURO-DOLLAR RATE

Wednesday rates

Per cent per annum



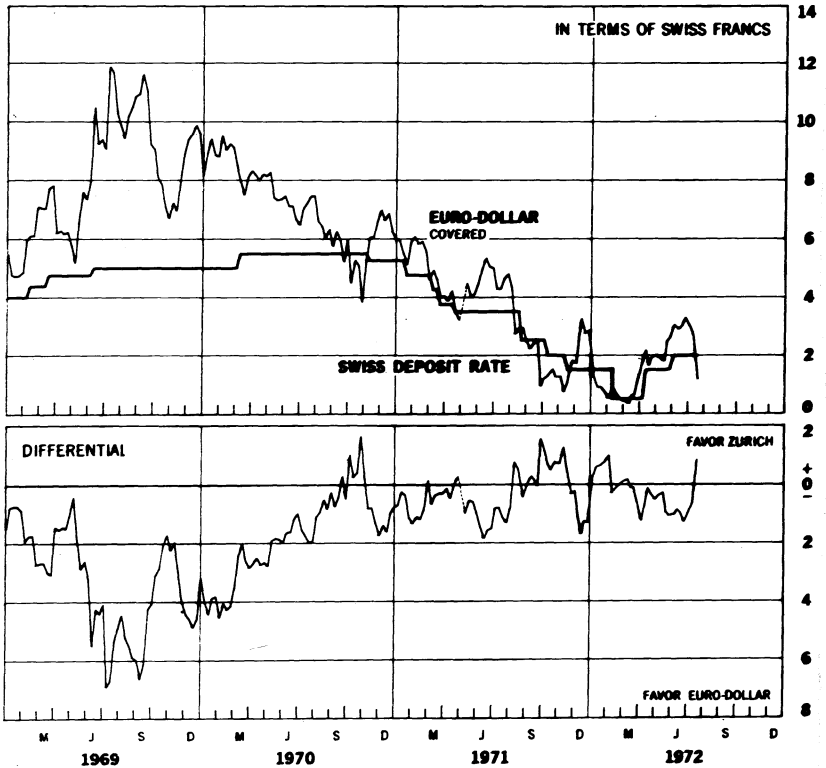
1030

Chart 10B

### 3-MONTH FUNDS INTEREST ARBITRAGE: EURO-DOLLAR - SWISS FRANC

ZURICH DEPOSIT RATE VS. LONDON EURO-DOLLAR RATE  
Wednesday rates

Per cent per annum

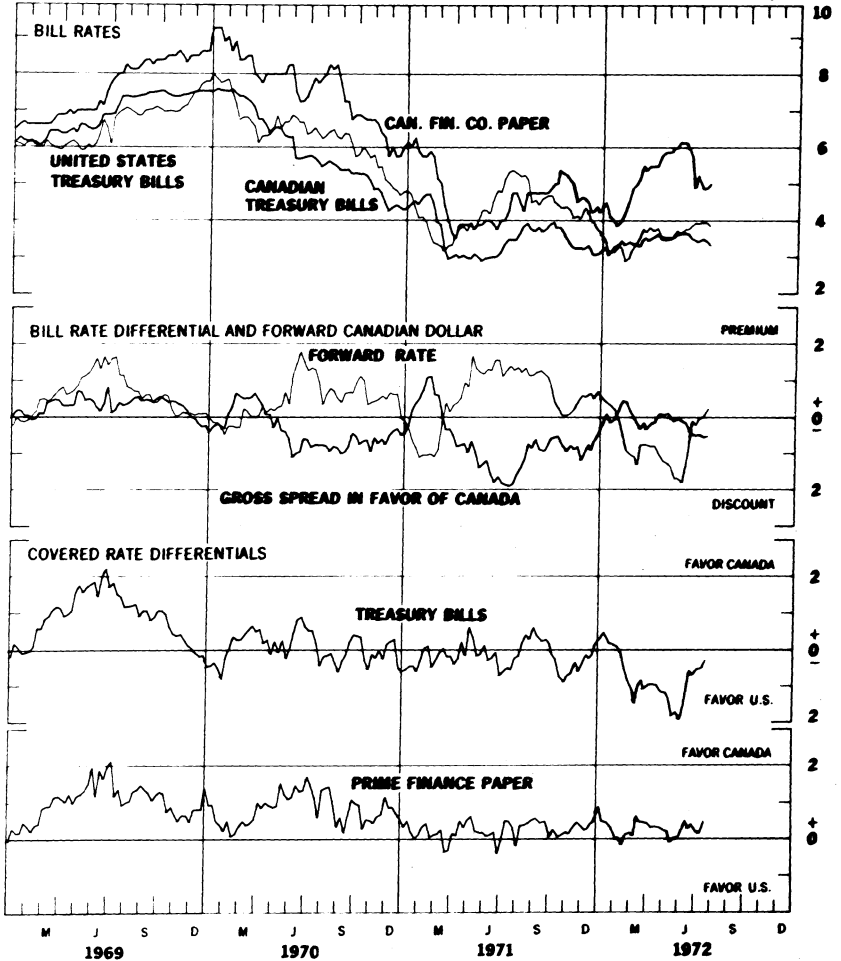


1031

### 3-MONTH INTEREST ARBITRAGE: UNITED STATES - CANADA

Friday figures

Per cent per annum

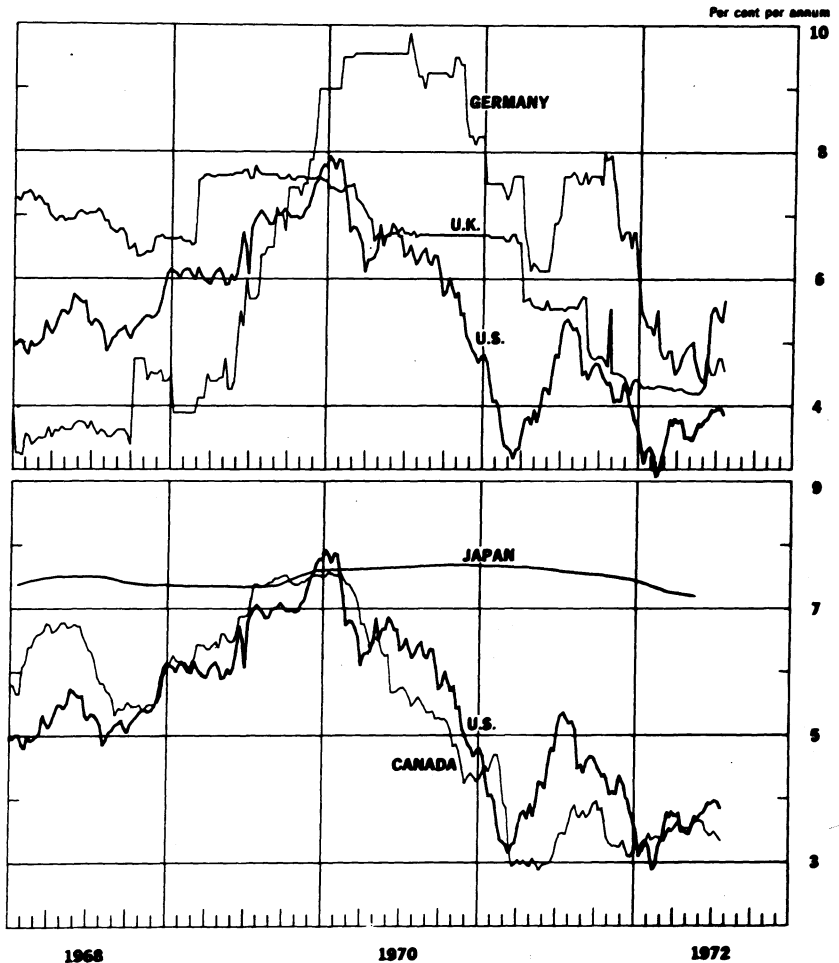




1033

Chart 12A

### SELECTED SHORT-TERM INTEREST RATES\*



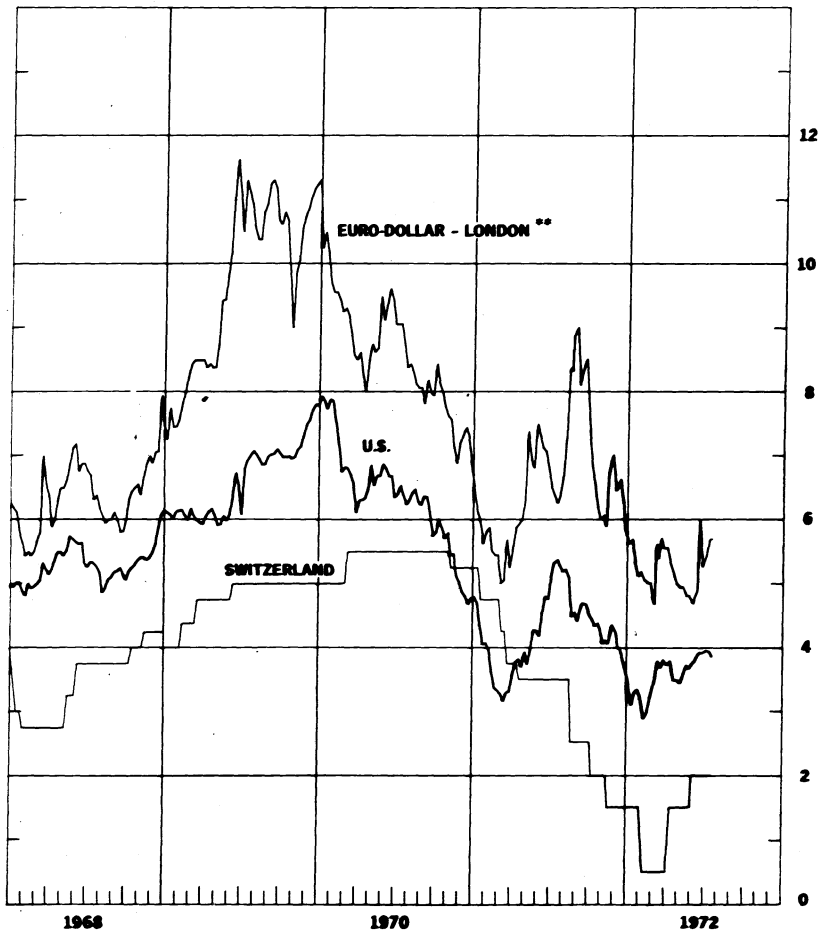
\* 3-month treasury bill rates for all countries except Japan (Average rate on bank loans and discounts) and Germany (Interbank Loan Rate)

1034

Chart 12B

### SELECTED SHORT-TERM INTEREST RATES\*

Per cent per annum



\* 3-month treasury bill rate for U.S., Switzerland—3-month deposit rate.

\*\* 3-month rate for U.S. dollar deposits in London.

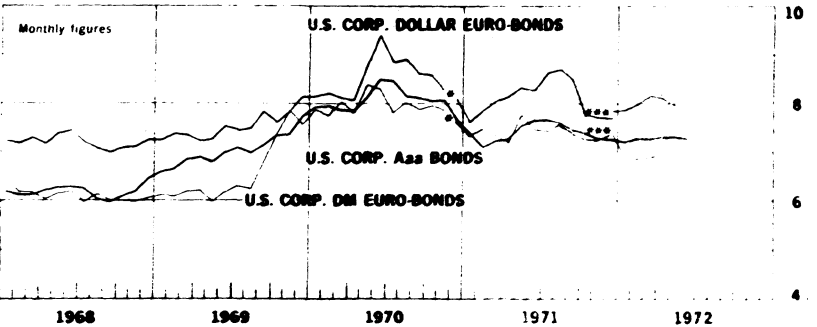
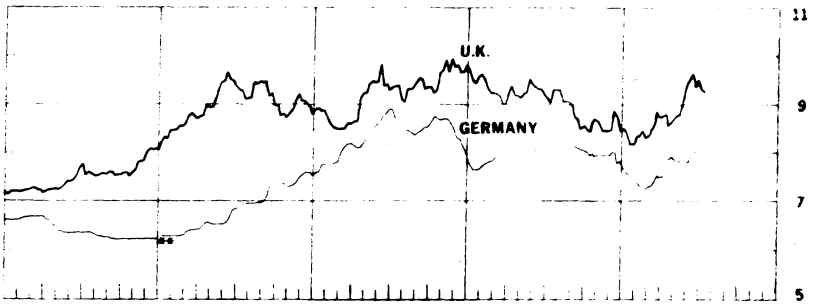
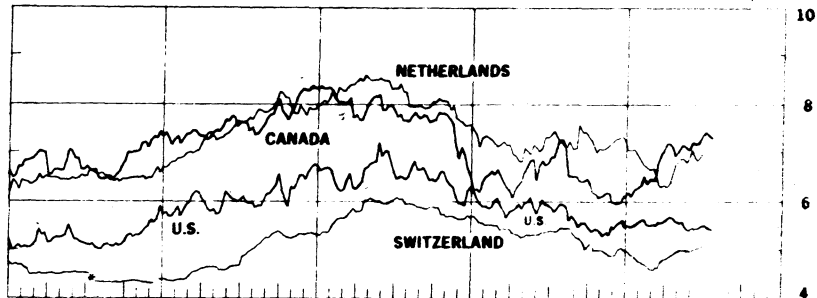
1035

Chart 13

# LONG-TERM BOND YIELDS

Weekly figures

Percent per annum



\* New series for Switzerland starts 8-2-68, U.S. Corp. Dollar Euro-Bonds and U.S. Corp. DM Euro-Bonds starts 12-16

\*\* New Average yield of all German P.A. Bonds begins 1-7-69

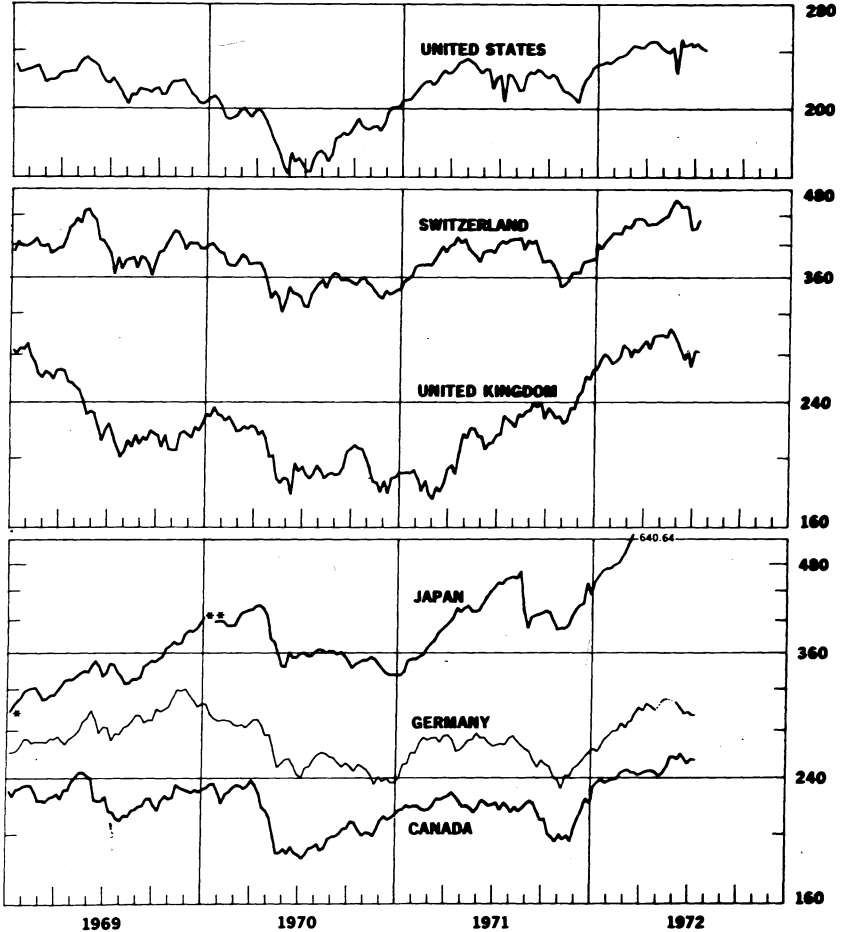
\*\*\* New series F starts 12-71.

1036

CHART 14

### INDUSTRIAL STOCK INDEXES

1958=100  
Ratio scale  
280



\* Japan index of 225 industrial and other stocks traded on Tokyo exchange.

\*\* Japan index of all industrial and other stocks traded on the first section of the Tokyo Stock Exchange.

1037

H. 13  
No. 568

IV. SELECTED CENTRAL BANK DISCOUNT RATES

Country	Current Rate	In Effect Since	Previous Rate	In Effect Since
<b>E.E.C.:</b>				
<b>Belgium</b>	4.0	March 2, 1972	4.5	Feb. 5, 1972
<b>France</b>	5.75	April 6, 1972	6.0	Jan. 13, 1972
<b>Germany</b>	3.0	Feb. 25, 1972	4.0	Dec. 23, 1971
<b>Italy</b>	4.0	April 10, 1972	4.5	Oct. 14, 1971
<b>Netherlands</b>	4.0	March 1, 1972	4.5	Jan. 6, 1972
<b>Switzerland</b>	3.75	Sept. 15, 1969	3.0	July 10, 1967
<b>United Kingdom</b>	6.0	June 22, 1972	5.0	Sept. 3, 1971
<b>Canada</b>	4.75	Oct. 25, 1971	5.25	Feb. 24, 1971
<b>Japan</b>	4.25	June 24, 1972	4.75	Apr. 29, 1971
<b>United States</b>	4.50	Dec. 13, 1971	4.75	Nov. 11, 1971

108

## IV-2

## LATEST FIGURES PLOTTED ON THE CHARTS

Chart	Panel	Series	Date	Rate	
1A	Upper	Swiss franc	July 21	+1.900	
		U.K. pound	Actual 244.64	"	-6.500
	Lower	French franc	"	+2.300	
		Japanese yen	"	+2.300	
1B	Upper	Belgian franc	"	+2.200	
		Italian lire	"	0.000	
	Lower	Canadian dollar	Actual rate	"	101.64
		German mark	"	+1.900	
		Dutch guilder	"	+1.900	
2A		German mark	July 21	+4.90	
		Swiss franc	"	+4.62	
		U.K. pound	"	-3.02	
2B	Upper	Dutch guilder	"	+5.01	
		Canadian dollar	"	+0.14	
		French franc	"	+1.14	
	Lower	Japanese yen	"	n.a.	
3A		German mark	July 14	+9.06	
		U.S. dollar	"	+2.79	
3B		Swiss franc	"	+6.46	
		French franc	"	+3.95	
4		Gold price, U.S. dollar per ounce	July 21	65.22	
5A	Upper	Overnight Euro-\$ deposits	July 19	4.89	
		Federal Funds	"	4.47	
	Middle	Differential	"	+0.42	
	Lower	Euro-currencies:			
5B	Upper	Euro DM	July 14	0.50	
		Euro Swiss Fr.	"	2.50	
		Japan, Unconditional Money	"	4.25	
	Lower	U.K., 2-day Local Author. Deps.	"	7.50	
		Canada, Day-to-day Loans	July 12-	July 19	3.55 3.50
		France, Day-to-Day Money	July 21	3.50	
		Germany, Call Money	July 21	0.56	
	Netherlands, Call Money	June 30	0.85		

1039

Chart	Panel	Series	Date	Rate
6A		Euro-\$ 7-Day Rate	July 21	5.88
		Euro-\$ 1-month Rate	"	5.69
6B		Euro-\$ 3-month Rate	"	5.69
		Euro-\$ 6-month Rate	"	6.25
7A	Upper	Euro-\$ 3-month Deposits	July 19	5.62
		U.S. Certificate of Deposits	"	4.84
	Lower	Differential	"	+0.78
7B	Upper	Euro-\$ 3-month Deposits	"	5.62
		Euro-\$ 3-month Deposits (Adj.)	"	7.02
		U.S. Certificate of Deposits (Adj.)	"	5.14
	Lower	Differential: on Adj. Euro-\$ Deposits	"	+1.88
		on Unadj. Euro-\$ Deposits	"	+0.48
8A	Upper	Euro-\$ 3-month Deposits	July 7	5.50
		Hire Purchase Deposits (covered)	"	4.86
	Lower	Differential	"	-0.64
8B	Upper	Euro-\$ 3-month Deposits	"	5.50
		Local Authority Deposits (covered)	"	-4.68
	Lower	Differential	"	-0.82
9A		U.S. Treasury Bill rate	July 21	3.85
		U.K. Treasury Bill rate	"	5.67
		Local Authority Deposit (uncovered)	July 14	8.06
9B	Upper	Spread (+/- favor London)	July 21	+1.82
		3-month Forward Pound	"	-3.43
	Lower	Net Incentive (+/- favor London)	"	-1.61

Chart	Panel	Series	Date	Rate
10A	Upper	Euro-\$ Deposits (covered)	July 19	0.86
		German Interbank Loan rate	"	4.56
	Lower	Differential	"	+3.70
10B	Upper	Euro-\$ Deposits (covered)	"	1.17
		Swiss Deposit rate	"	2.00p
	Lower	Differential	"	-0.83
11	Upper	Canadian Finance Paper	July 21	5.00
		U.S. Treasury Bill rate	"	3.85
		Canadian Treasury Bill rate	"	3.33
		U.S. Prime Finance paper (not plotted)	"	4.75
	Second	Bill rate differential	"	-0.52
		Forward Canadian dollar	"	+0.24
	Third	Net incentive on bills	"	-0.28
Bottom	Net incentive on Finance Paper	"	+0.49	
12A	Upper	U.K. Treasury Bill rate	July 21	5.67
		U.S. Treasury Bill rate	"	3.85
		German Interbank Loan rate	"	4.56
	Lower	Japanese Average rate	May	7.191
		Canadian Treasury Bill rate	July 21	3.33
		U.S. Treasury Bill rate	"	3.85
12B		Euro-\$ Deposits	"	5.69
		Swiss 3-month Deposit rate	"	2.00p
		U.S. Treasury Bill rate	"	3.85



1091

Chart	Panel	Series	Date	Rate
13	Upper	Netherlands	June 30	6.97
		Canada	July 19	7.32
		United States	"	5.42
		Switzerland	July 7	5.03
	Middle	* Germany	June 30	8.04
		United Kingdom	July 14	9.26
	Lower	U.S. Corp. Dollar Euro-bonds Series F	May	7.97
		U.S. Corp. DM Euro-bonds "	"	6.62
		U.S. Corp. Aaa bonds	June	7.23
14	Upper	Switzerland	July 7 - July 14	420.4 - 432.5
		Germany	"	294.2
		United States	July 21	241.10
	Middle	United Kingdom	July 14	282.89
		Canada	July 13	253.47
	Lower	** Japan	July 15	630.82
		United States	July 21	241.10

\* New -- Average yield of ALL German Public Authorities bonds made as of banking key days.

\*\* Beginning week ended September 5, 1970, the Japanese index plotted is that of all industrial and other stocks on the First Section of the Tokyo Stock Exchange.