

July 19, 1972 No. 567

924

H-13 Division of International Finance Europe and British Commonwealth Section

LIBRARY  
JUL 20 1972  
FEDERAL RESERVE BANK  
OF RICHMOND

Boyer...  
H-13

# SELECTED INTEREST & EXCHANGE RATES FOR MAJOR COUNTRIES & THE U.S.

WEEKLY SERIES OF CHARTS

---

BOARD OF GOVERNORS OF THE FEDERAL RESERVE SYSTEM

---

**TABLE OF CONTENTS**

**PART I. EXCHANGE RATES AND GOLD PRICES**

- Chart 1A and B - Spot Exchange Rates, Major Currencies against U.S. Dollar
- Chart 2A and B - 3-Month Forward Exchange Rates, Major Currencies against U.S. Dollar
- Chart 3A and B - 3-Month Forward Exchange Rates, Major Currencies against U.K. Pound
- Chart 4 - Gold Price in London

**PART II. SHORT-TERM INTEREST RATES**

- Chart 5 - Call Money Rates
- Chart 6A and B - London: Euro-\$ Deposit Rates
- Chart 7A and B - New York - London: Yields on U.S. Dollar Funds
- Chart 8A and B - London: Covered Yields on U.S. Dollar Funds
- Chart 9A and B - Interest Arbitrage: United States-United Kingdom
- Chart 10A and B - Interest Arbitrage: U.S.-Germany and U.S.-Switzerland
- Chart 11 - Interest Arbitrage: United States-Canada
- Chart 12A and B - Selected Short-term Interest Rates

**PART III. LONG-TERM INTEREST RATES AND STOCK INDICES**

- Chart 13 - Long-Term Bond Yields
- Chart 14 - Industrial Stock Indices

**PART IV. SELECTED CENTRAL BANK DISCOUNT RATES AND LATEST FIGURES PLOTTED ON THE CHARTS**

**NOTE:** This series is a continuation of the CAPITAL MARKETS DEVELOPMENTS ABROAD, which was published under that title through December 31, 1968. The changes in the format and order of the charts are explained in the Supplement to the series, which accompanied issue dated January 1, 1969. All series and their sources are fully described in a Supplement dated January 1, 1972.

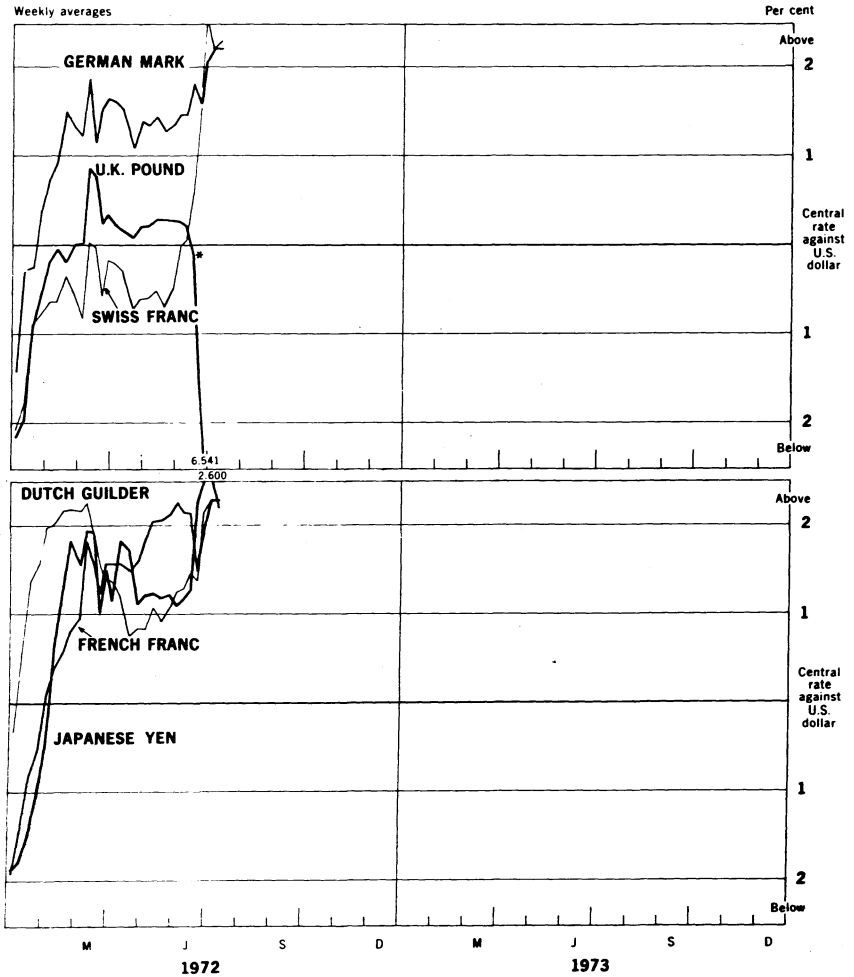
---

976

Chart 1A

### SPOT EXCHANGE RATES - MAJOR CURRENCIES AGAINST U.S. DOLLAR

Weekly averages



\* Pound floated June 23, 1972

Chart 1B

### SPOT EXCHANGE RATE - MAJOR CURRENCIES AGAINST U.S. DOLLAR

Weekly averages

Per cent

Above

2

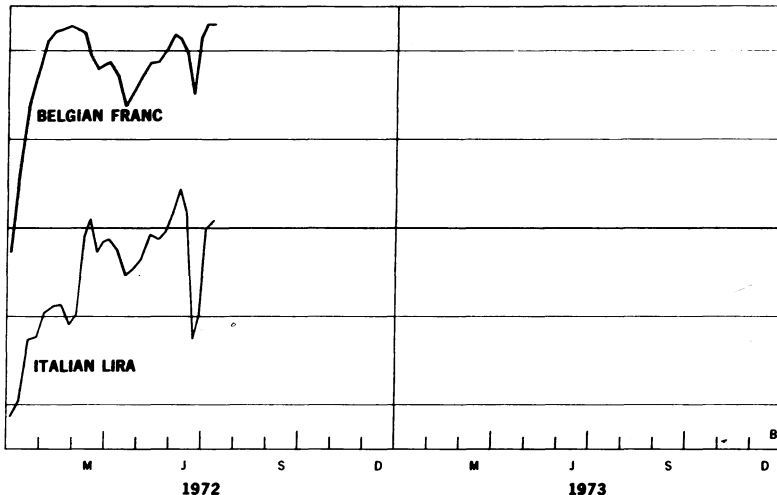
1

Central rate against U.S. dollar

1

2

Below



Ratio scale, U.S. cents

102

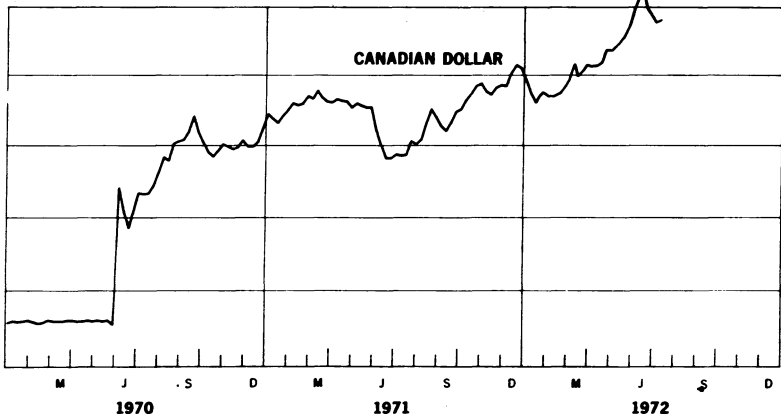
100

98

96

94

92



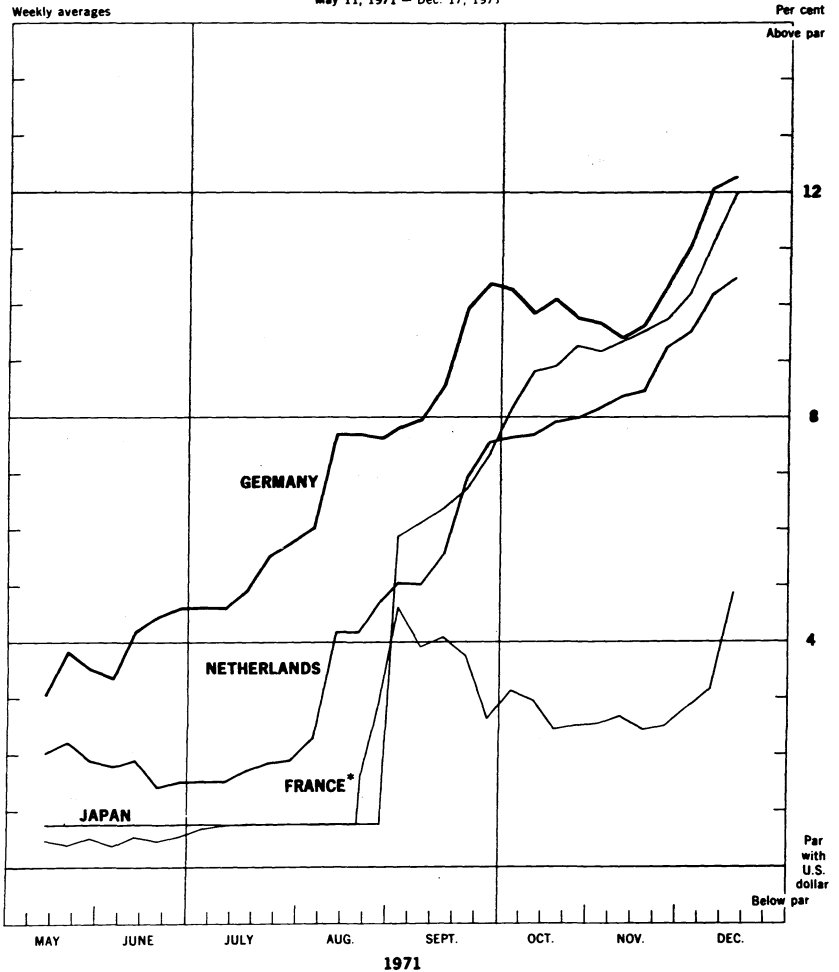
C 776

Chart 1C

### SPOT EXCHANGE RATES - MAJOR CURRENCIES AGAINST U.S. DOLLAR

Weekly averages

May 11, 1971 - Dec. 17, 1971



\* Financial franc

Chart 1D

### SPOT EXCHANGE RATES - MAJOR CURRENCIES AGAINST U.S. DOLLAR

Weekly averages

May 11, 1971 - Dec. 17, 1971

Dec 17 9 75

Per cent

Above par

7\*

6

5

4

3

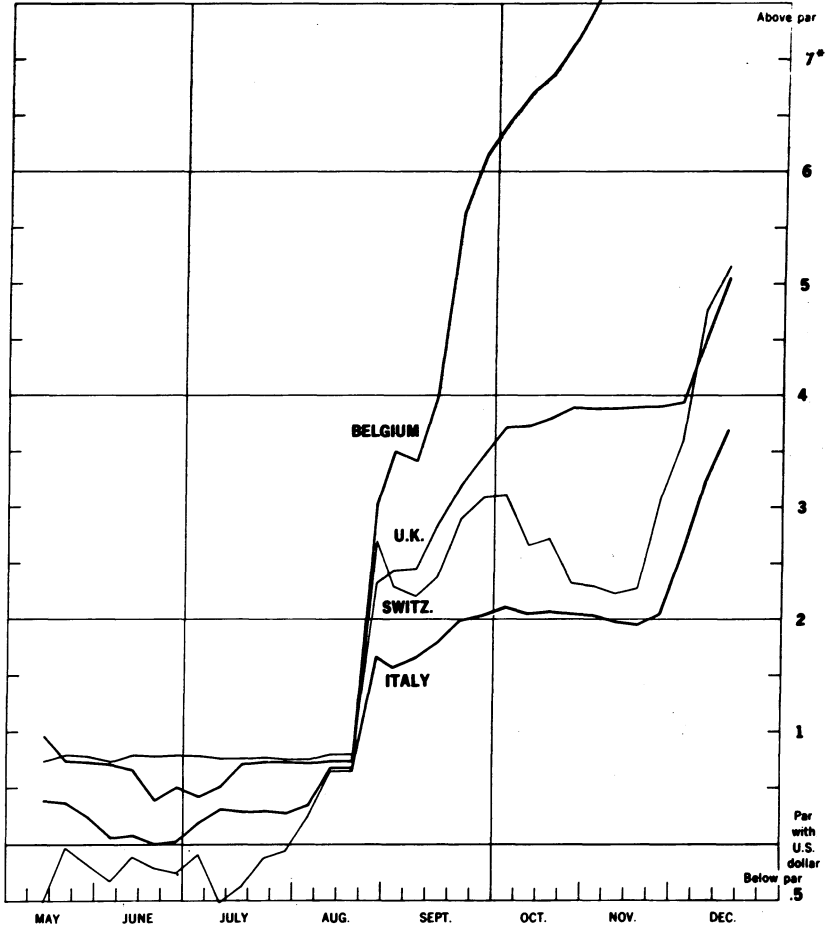
2

1

Par with U.S. dollar

Below par

.5



1971

\*For clarity the vertical scale is double that used in 1C

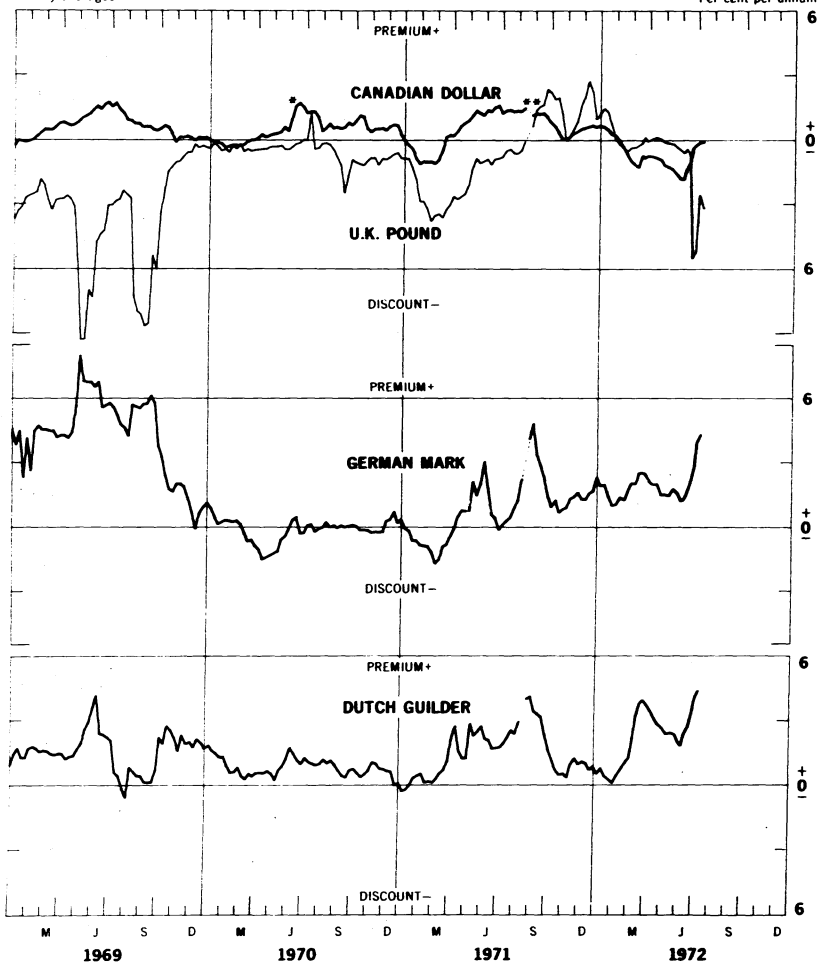
980

Chart 2A

### 3-MONTH FORWARD EXCHANGE - MAJOR CURRENCYS AGAINST U.S. DOLLAR

Weekly averages

Per cent per annum



\* Canadian Dollar Rate not supported by Bank of Canada  
\*\* No quotation

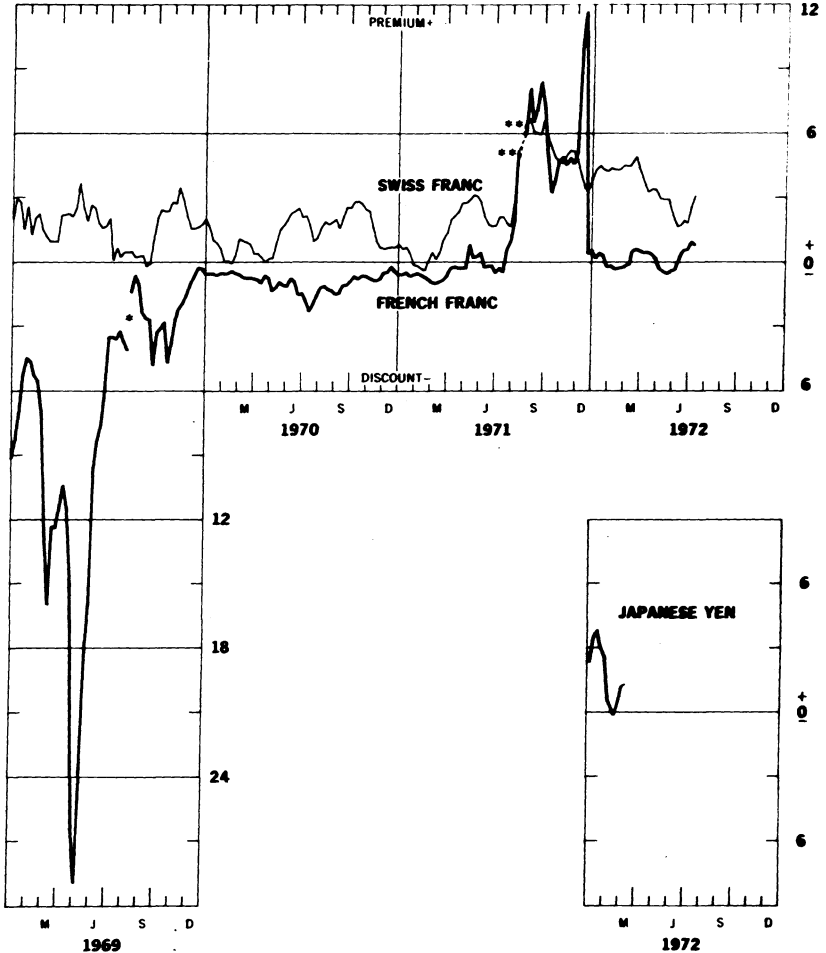
881

Chart 2B

### 3-MONTH FORWARD EXCHANGE - MAJOR CURRENCIES AGAINST U.S. DOLLAR

Weekly averages

Per cent per annum



\* Devaluation of the French franc from 4.94 to 5.55 for \$1.00.

\*\* No quotation



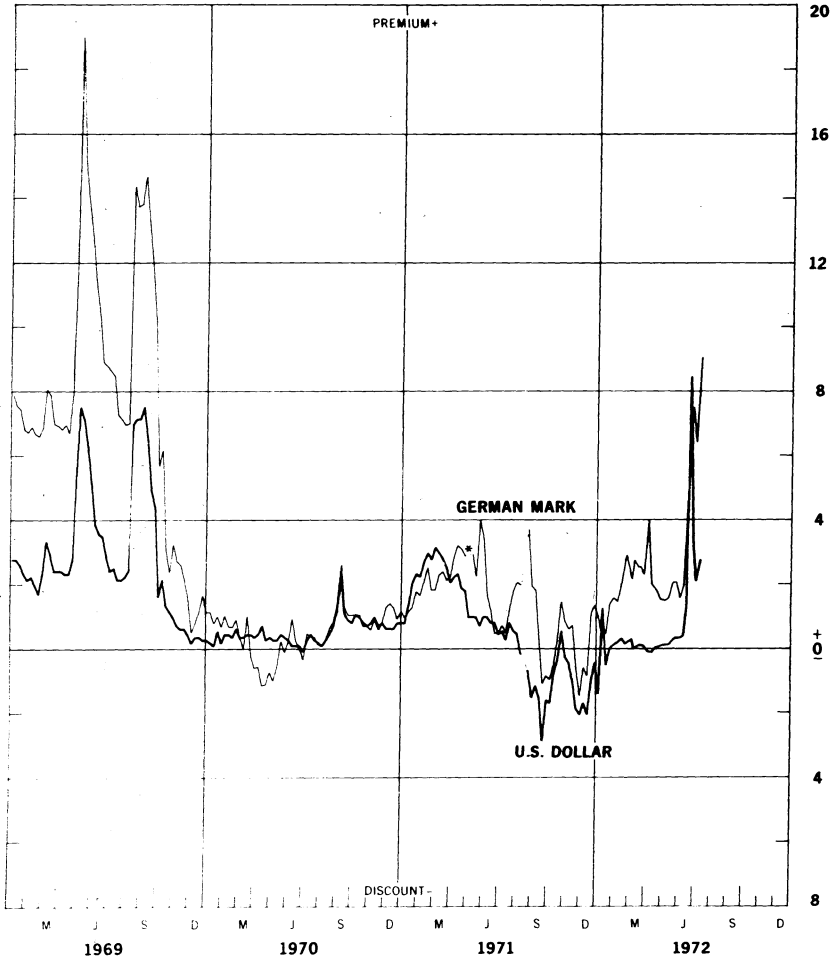
782

Chart 3A

### 3-MONTH FORWARD EXCHANGE - MAJOR CURRENCIES AGAINST U.K. POUND

Friday figures

Per cent per annum



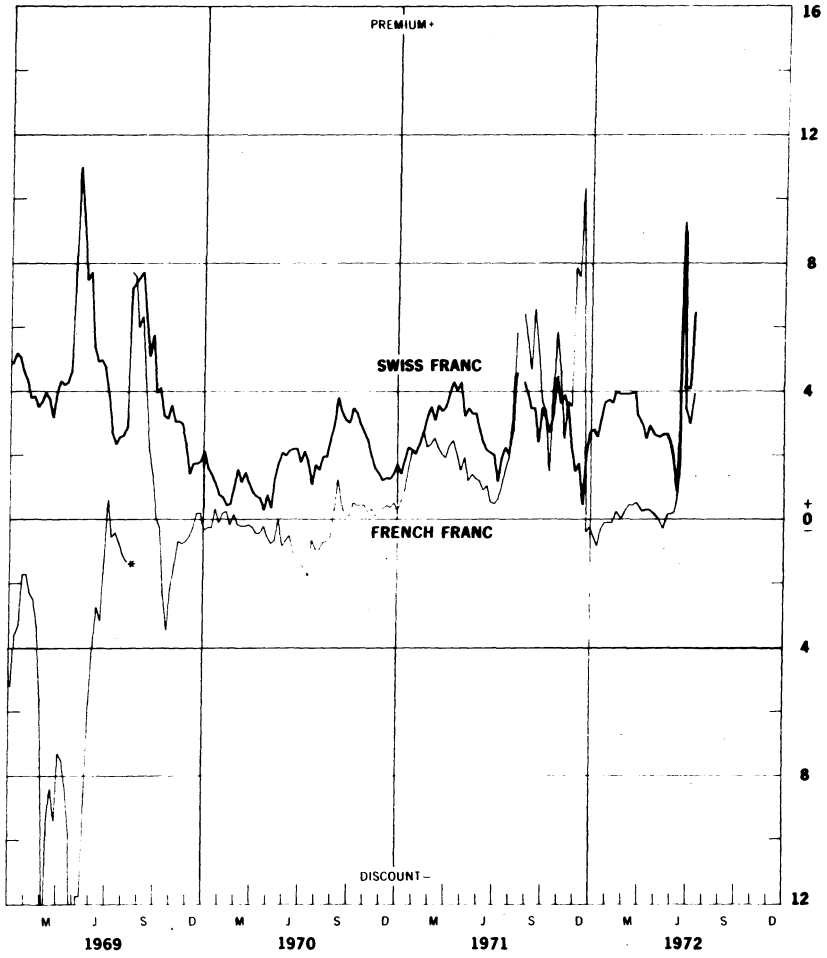
\* No quotation

Chart 3B

### 3-MONTH FORWARD EXCHANGE - MAJOR CURRENCIES AGAINST U.K. POUND

Friday figures

Per cent per annum

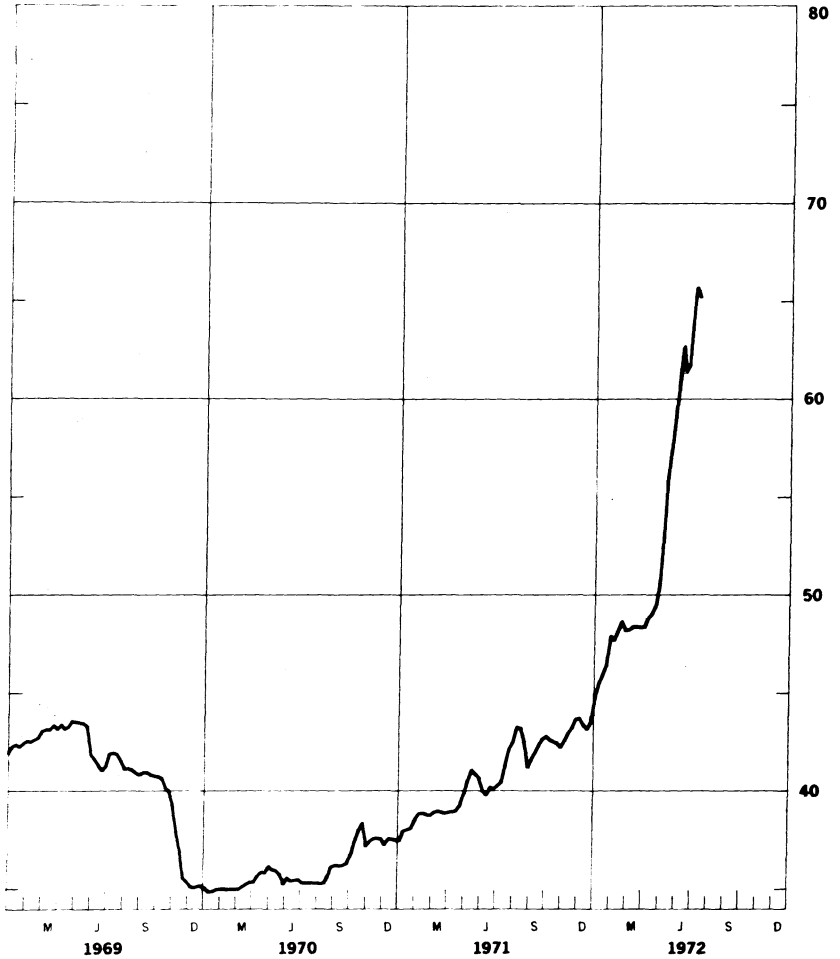


\* Devaluation of the French franc from 4.94 to 5.55 for \$1.00

### GOLD PRICE IN LONDON, 12.5 Kg BARS

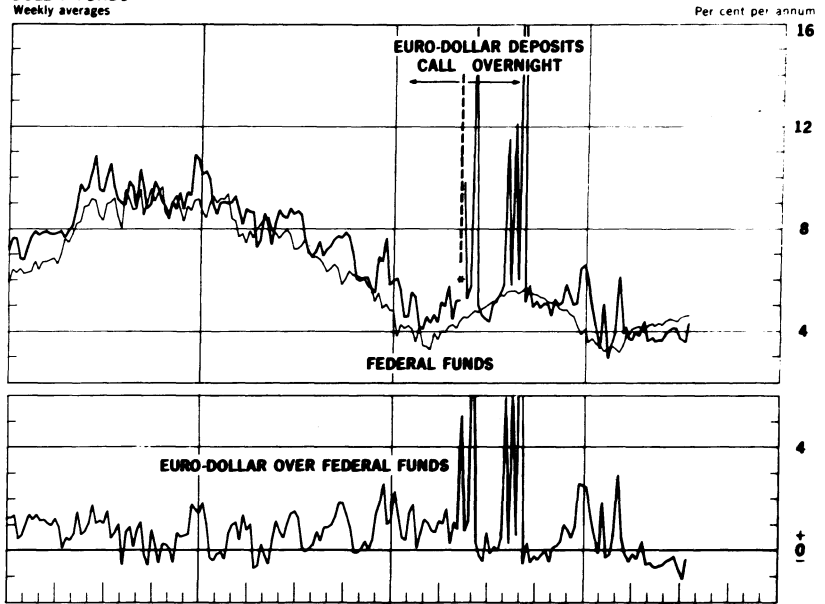
Week's average of afternoon fixings

U.S. dollar equivalent per fine ounce

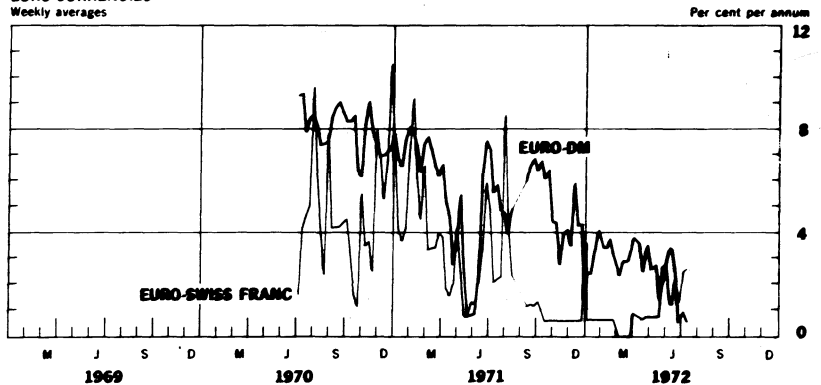


### CALL MONEY RATES

DOLLAR FUNDS  
Weekly averages



EURO-CURRENCIES  
Weekly averages



\* May 10, 1971 - Changed to Overnight Euro \$ Deposits.

986

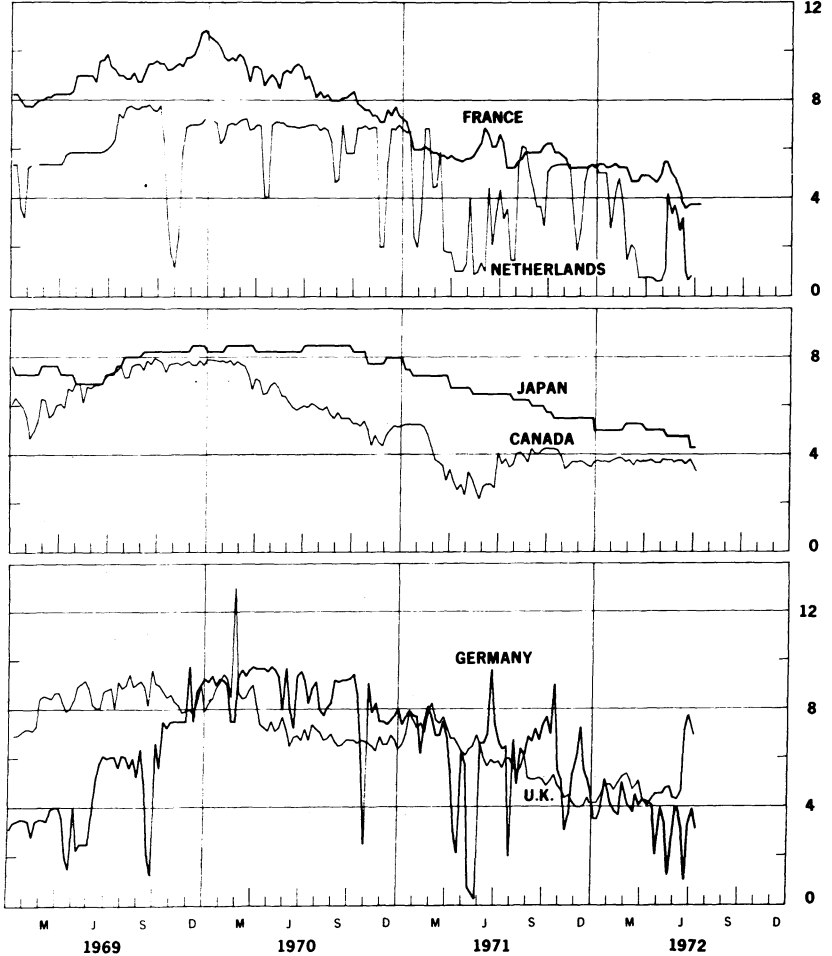
Chart 5B

### CALL MONEY RATES

SELECTED FOREIGN AND EEC CURRENCIES

Friday figures

Per cent per annum



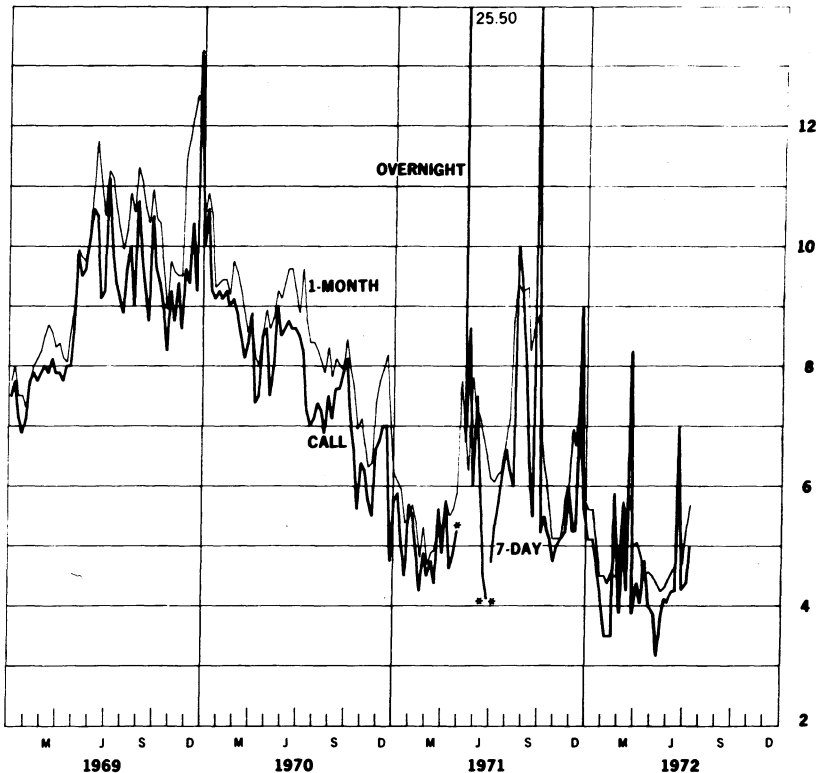
France, Day to day Money. Netherlands, Call Money, weekly average Japan, Unconditional Money.  
 Canada, Day to day Loans, weekly average. Germany, Call Money; U.K., 2 day Local Authority Deposits

Chart 6A

# LONDON: EURO-DOLLAR DEPOSIT RATES

Friday figures

Per cent per annum



\* May 12/71—changed to Overnight Euro-Dollar Deposits

\*\* July 1—changed to 7-Day Euro-Dollar

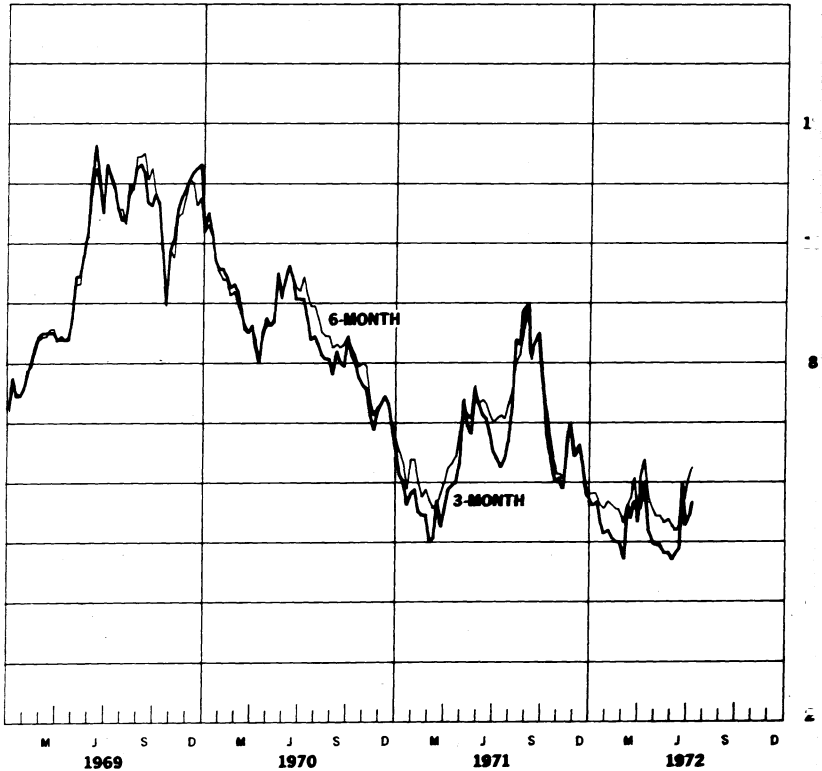
988

Chart 6B

### LONDON: EURO-DOLLAR DEPOSIT RATES

Friday figures

Per cent per annum



989

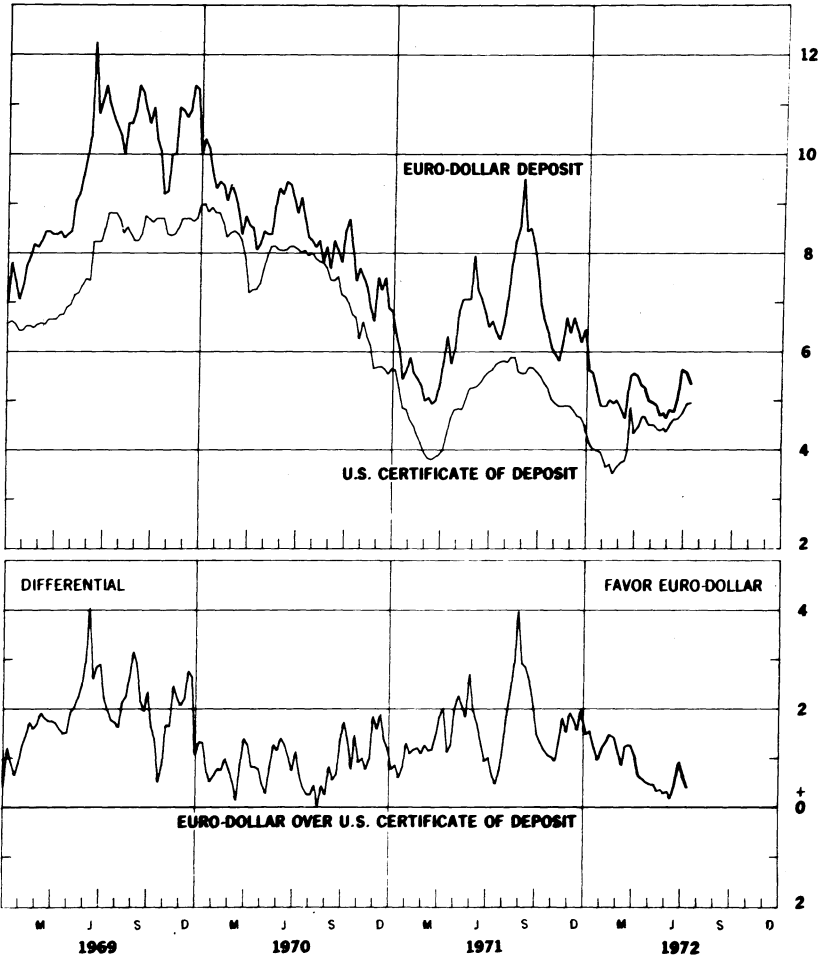
Chart 7A

### NEW YORK-LONDON: YIELDS ON U.S. DOLLAR FUNDS

3-MONTH DOLLAR DEPOSIT RATES—SECONDARY MARKET

Wednesday figures

Per cent per annum





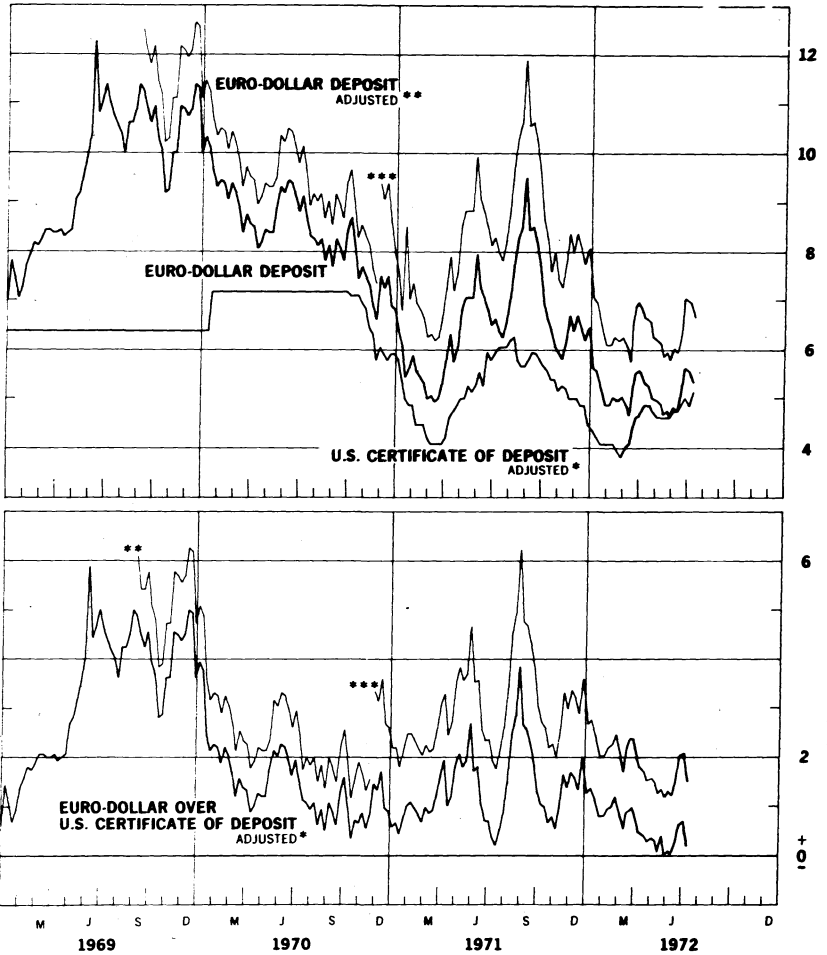
990

Chart 7B

# NEW YORK-LONDON: COST OF U.S. DOLLAR FUNDS

3-MONTH DOLLAR DEPOSIT RATES—PRIMARY MARKET  
Wednesday figures

Per cent per annum



- \* Adjusted for Reserve Requirement
- \*\* Adjusted for 10% Marginal Reserve Requirement
- \*\*\* Adjusted for 20% Marginal Reserve Requirement

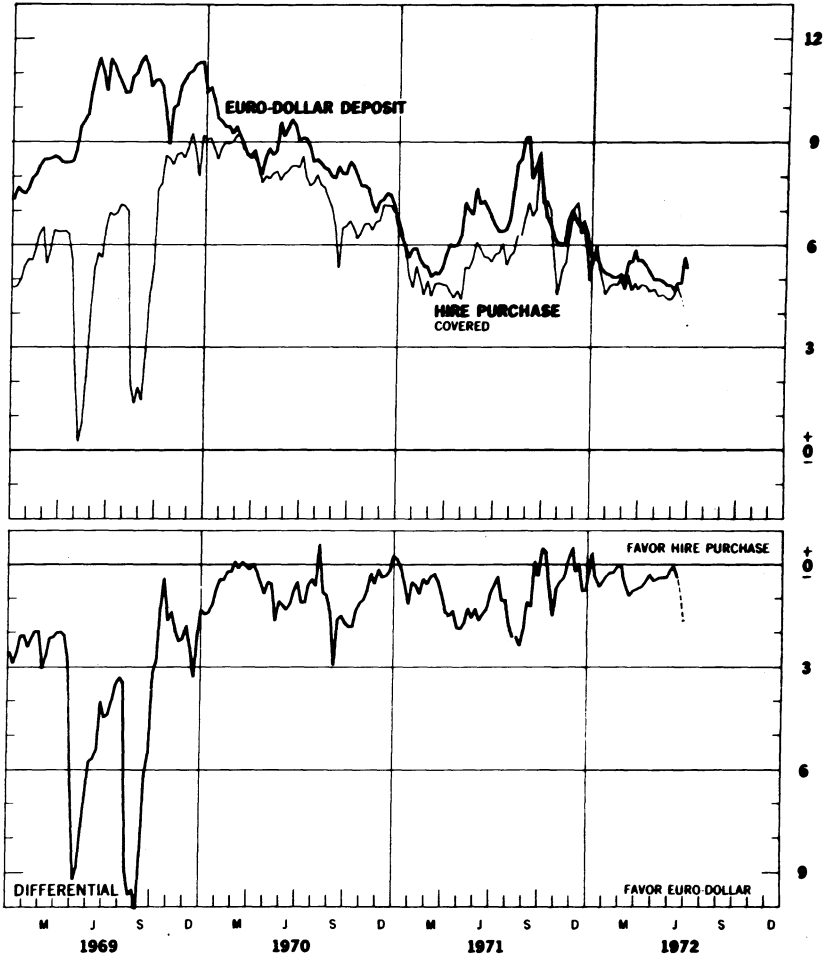
981

Chart 8A

### LONDON: COVERED YIELDS ON U.S. DOLLAR FUNDS

HIRE PURCHASE AND EURO-DOLLAR RATES  
Friday figures

Per cent per annum



75  
Chart 8B

### LONDON: COVERED YIELDS ON U.S. DOLLAR FUNDS

LOCAL AUTHORITY AND EURO-DOLLAR RATES

Friday figures

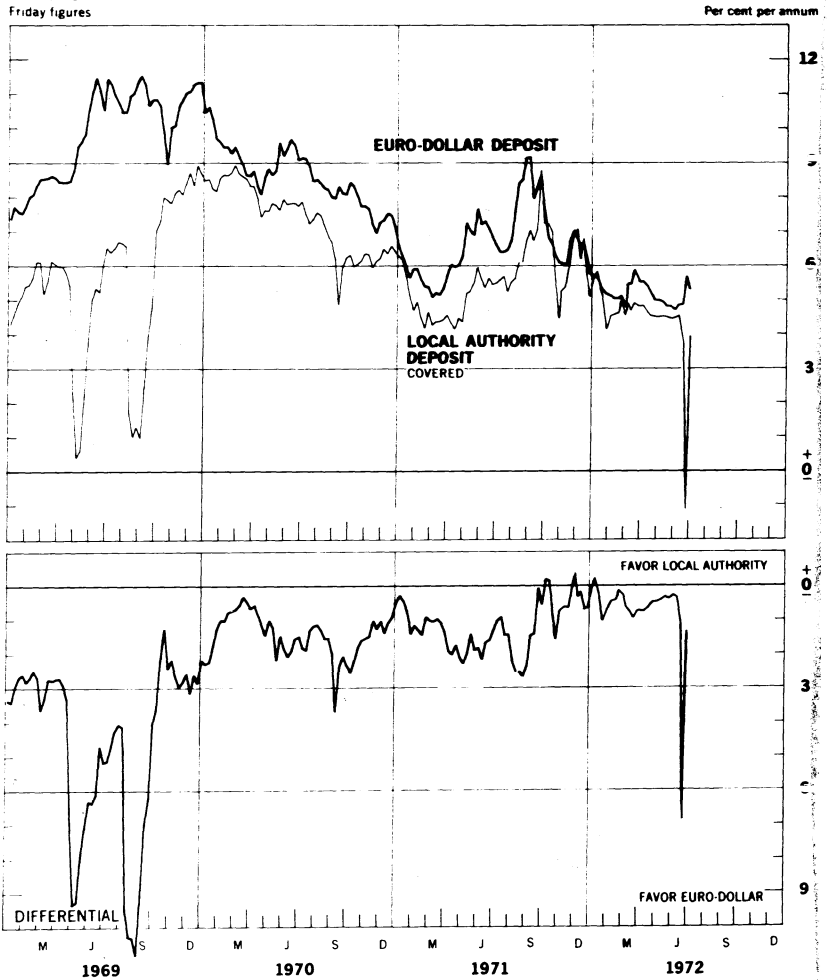
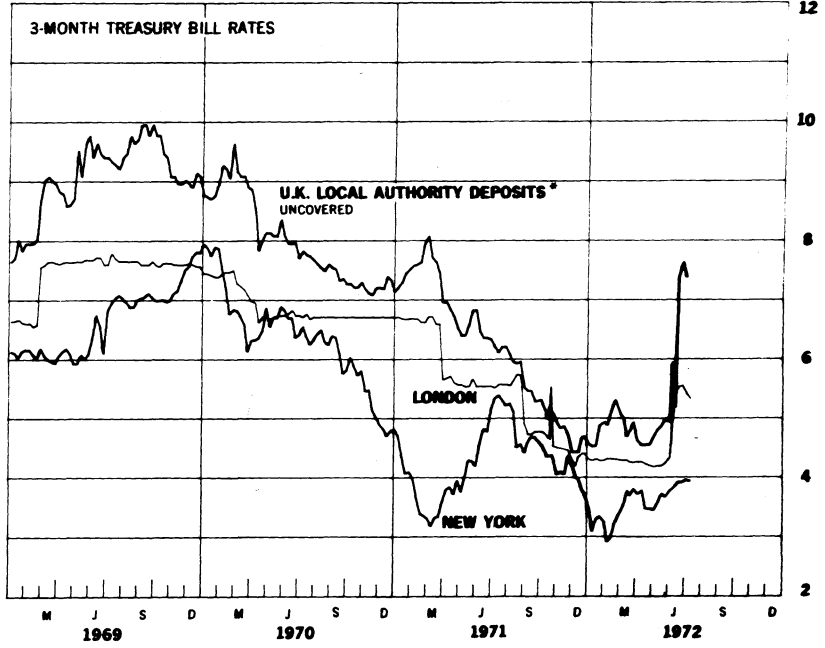


Chart 9A

### INTEREST ARBITRAGE: UNITED STATES AND UNITED KINGDOM

Friday figures Per cent per annum



\* Plotted for comparison purposes

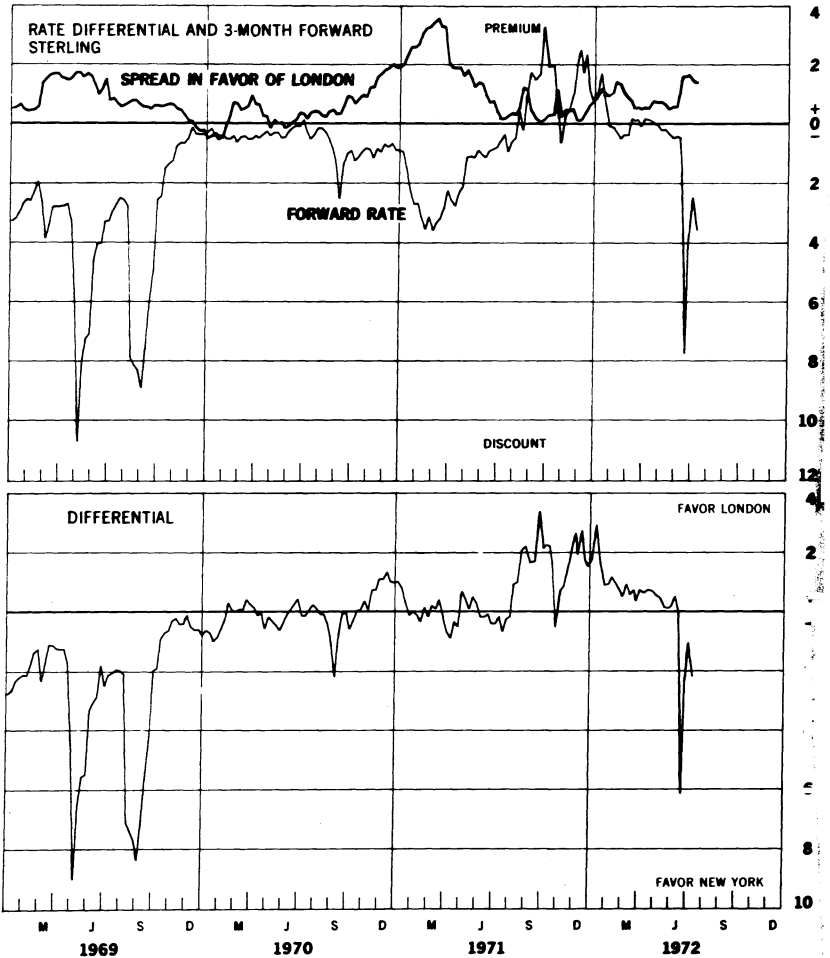
994

Chart 9B

### INTEREST ARBITRAGE: UNITED STATES AND UNITED KINGDOM

Friday figures

Per cent per annum



995

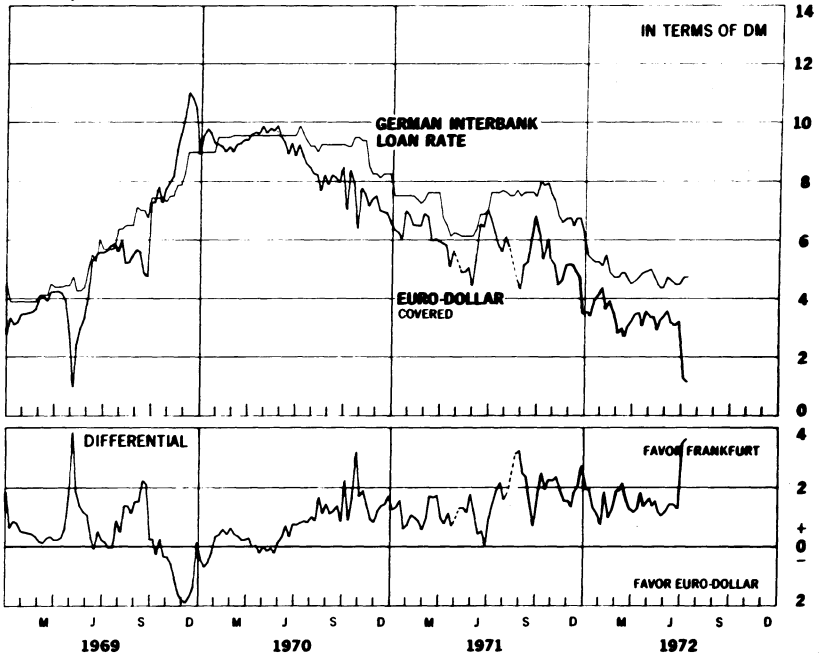
Chart 10A

### 3-MONTH FUNDS INTEREST ARBITRAGE: EURO-DOLLAR - GERMAN MARK

FRANKFURT INTERBANK LOAN RATE VS. LONDON EURO-DOLLAR RATE

Wednesday rates

Per cent per annum



--- No quotation

496

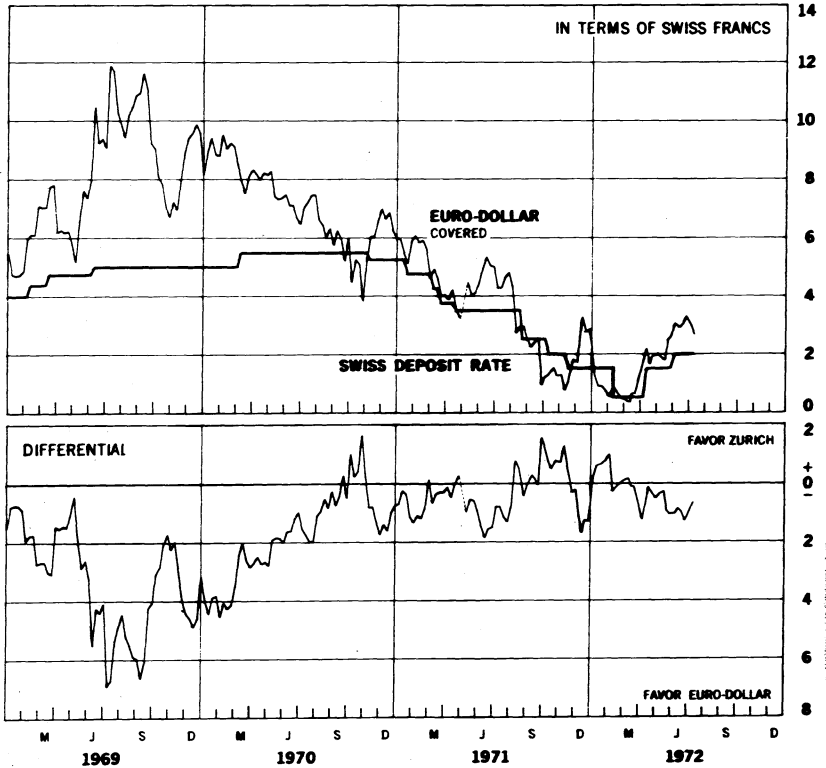
Chart 10B

### 3-MONTH FUNDS INTEREST ARBITRAGE: EURO-DOLLAR - SWISS FRANC

ZURICH DEPOSIT RATE VS. LONDON EURO-DOLLAR RATE

Wednesday rates

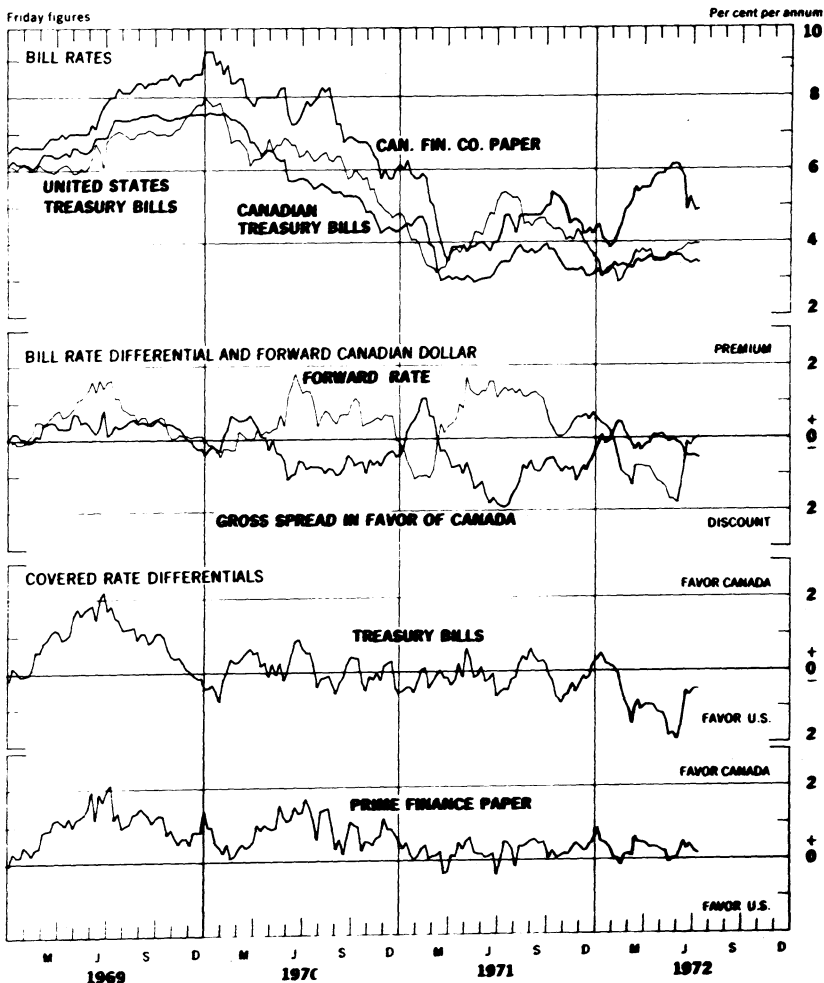
Per cent per annum



997

Chart 11

### 3-MONTH INTEREST ARBITRAGE: UNITED STATES - CANADA

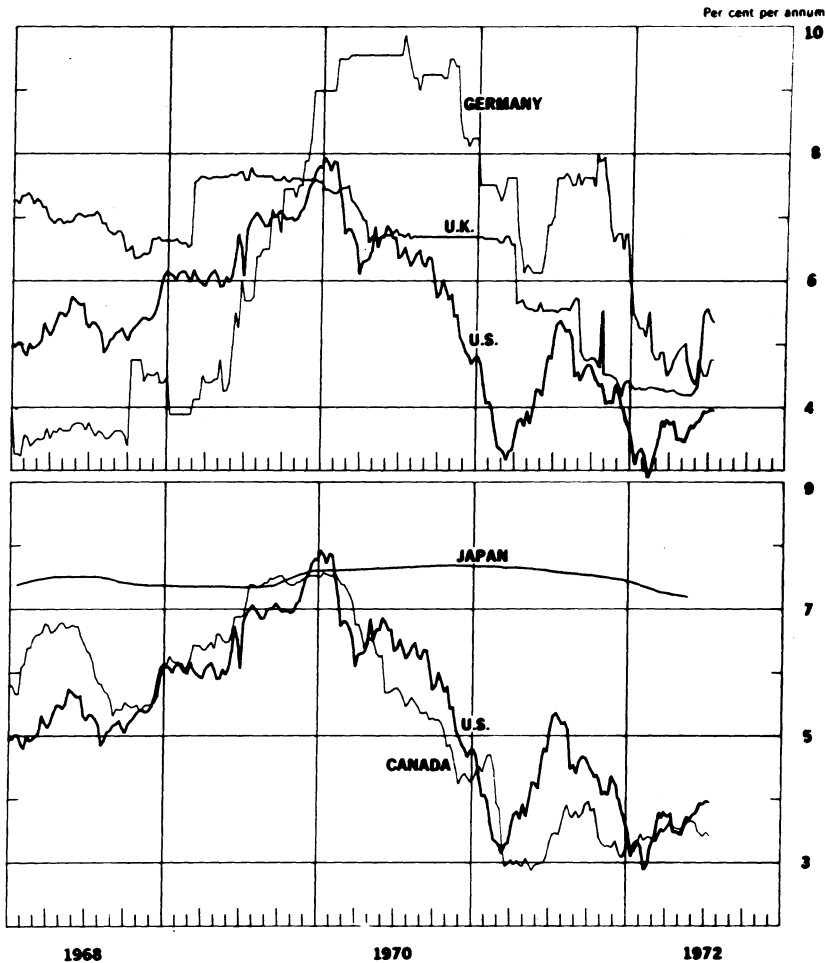




989

Chart 12A

### SELECTED SHORT-TERM INTEREST RATES\*

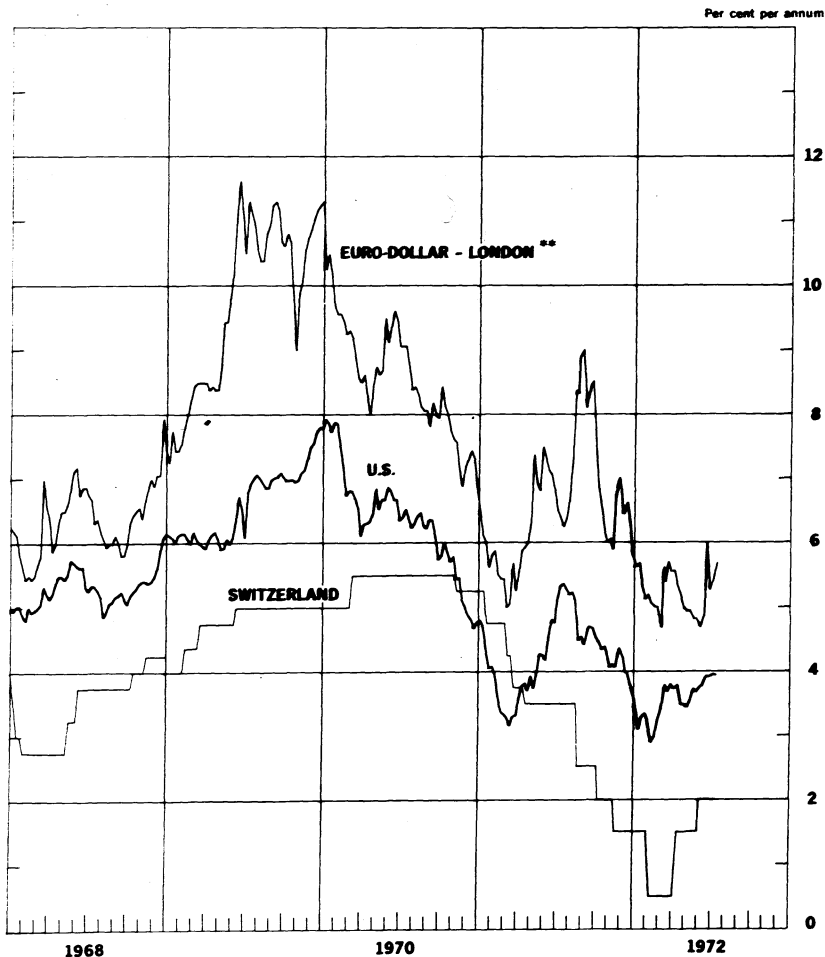


\* 3-month treasury bill rates for all countries except Japan (Average rate on bank loans and discounts) and Germany (Interbank Loan Rate)

1600

Chart 12B

### SELECTED SHORT-TERM INTEREST RATES\*



\* 3-month treasury bill rate for U.S., Switzerland-3-month deposit rate.

\*\* 3-month rate for U.S. dollar deposits in London.

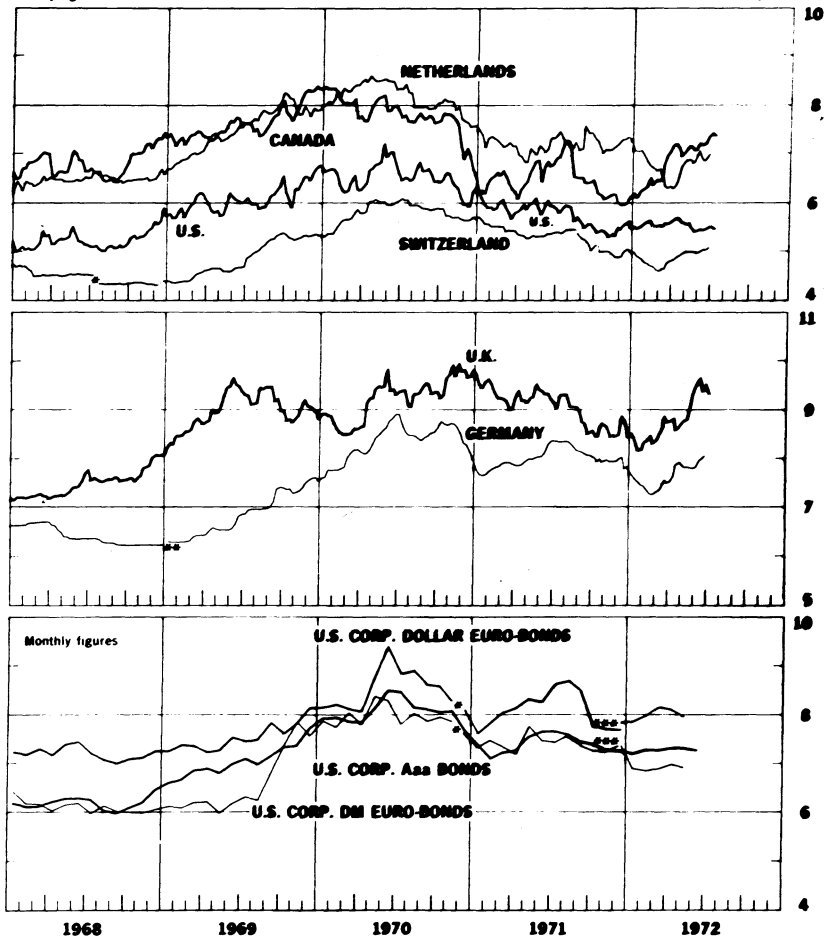
1001

Chart 13

# LONG-TERM BOND YIELDS

Weekly figures

Per cent per annum



\* New series for Switzerland starts 8-2-68, U.S. Corp. Dollar Euro-Bonds and U.S. Corp. Dm Euro-Bonds starts 12-70.

\*\* New Average yield of all German P.A. Bonds begins 1-7-69.

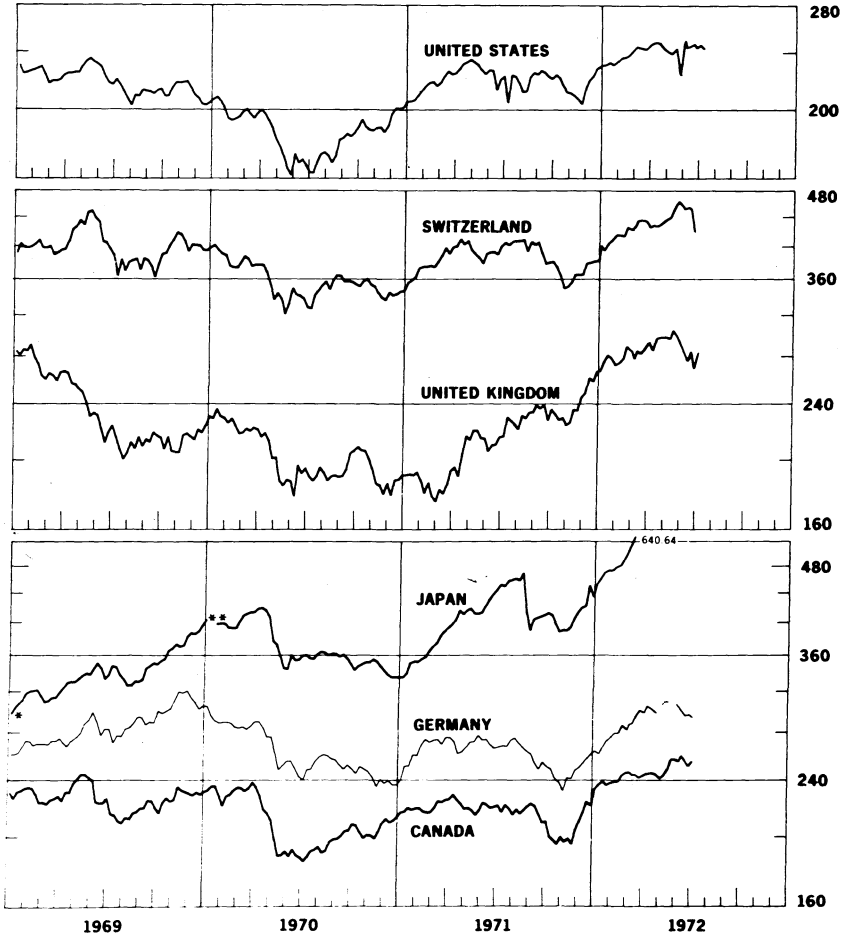
\*\*\* New series F starts 12-71.

1002

CHART 14

### INDUSTRIAL STOCK INDEXES

1958=100  
Ratio scale



\* Japan index of 225 industrial and other stocks traded on Tokyo exchange

\*\* Japan index of all industrial and other stocks traded on the first section of the Tokyo Stock Exchange

1903

H. 13  
No. 567

IV. SELECTED CENTRAL BANK DISCOUNT RATES

Country	Current Rate	In Effect Since	Previous Rate	In Effect Since
E.E.C.:				
Belgium	4.0	March 2, 1972	4.5	Feb. 5, 1972
France	5.75	April 6, 1972	6.0	Jan. 13, 1972
Germany	3.0	Feb. 25, 1972	4.0	Dec. 23, 1971
Italy	4.0	April 10, 1972	4.5	Oct. 14, 1971
Netherlands	4.0	March 1, 1972	4.5	Jan. 6, 1972
Switzerland	3.75	Sept. 15, 1969	3.0	July 10, 1967
United Kingdom	6.0	June 22, 1972	5.0	Sept. 3, 1971
Canada	4.75	Oct. 25, 1971	5.25	Feb. 24, 1971
Japan	4.25	June 24, 1972	4.75	Apr. 29, 1971
United States	4.50	Dec. 13, 1971	4.75	Nov. 11, 1971

1004

LATEST FIGURES PLOTTED ON THE CHARTS

Chart	Panel	Series	Date	Rate
1A	Upper	Swiss franc	July 14	+2.300
		U.K. pound	"	-6.541
	Lower	French franc	"	+2.300
		Japanese yen	"	+2.200
1B	Upper	Belgian franc	"	+2.300
		Italian lire	"	+0.100
	Lower	Canadian dollar <b>Actual rate</b>	"	101.64
		German mark	"	+2.200
		Dutch guilder	"	+2.300
2A		German mark	"	+4.35
		Swiss franc	"	+3.05
		U.K. pound	"	-3.21
2B	Upper	Dutch guilder	"	+4.43
		Canadian dollar	"	-0.05
		French franc	"	+0.84
	Lower	Japanese yen	"	n. a.
3A		German mark	"	+9.06
		U.S. dollar	"	+2.79
3B		Swiss franc	"	+6.46
		French franc	"	+3.95
4		Gold price, U.S. dollar per ounce	"	65.16
5A	Upper	Overnight Euro-\$ deposits	July 12	4.30
		Federal Funds	"	4.62
	Middle	Differential	"	-0.32
	Lower	Euro-currencies:		
		Euro DM	July 14	0.50
	Euro Swiss Fr.	"	2.50	
5B	Upper	Japan, Unconditional Money	July 7	4.25
		U.K., 2-day Local Author. Depts.	"	6.88
		Canada, Day-to-day Loans	July 5	3.31
	Lower	France, Day-to-Day Money	July 14	3.75
		Germany Call Money July 7-3.88	July 14	3.12
		Netherlands Call Money	June 30	0.85

1065

Chart	Panel	Series	Date	Rate
6A		Euro-\$ 7-Day Rate	July 14	5.00
		Euro-\$ 1-month Rate	"	5.69
6B		Euro-\$ 3-month Rate	"	5.69
		Euro-\$ 6-month Rate	"	6.25
7A	Upper	Euro-\$ 3-month Deposits	July 12	5.31
		U.S. Certificate of Deposits	"	4.94
	Lower	Differential	"	+0.37
7B	Upper	Euro-\$ 3-month Deposits	"	5.31
		Euro-\$ 3-month Deposits (Adj.)	"	6.64
		U.S. Certificate of Deposits (Adj.)	"	5.14
	Lower	Differential: on Adj. Euro-\$ Deposits	"	+1.50
		on Unadj. Euro-\$ Deposits	"	+0.17
8A	Upper	Euro-\$ 3-month Deposits	June 30	5.31
		Hire Purchase Deposits (covered)	"	3.65
	Lower	Differential	"	-1.66-
8B	Upper	Euro-\$ 3-month Deposits	"	5.31
		Local Authority Deposits (covered)	"	3.96
	Lower	Differential	"	-1.35
9A		U.S. Treasury Bill rate	July 14	3.94
		U.K. Treasury Bill rate	"	5.34
		Local Authority Deposit (uncovered)	July 7	7.38
9B	Upper	Spread (+= favor London)	July 14	+1.40
		3-month Forward Pound	"	-3.58
	Lower	Net Incentive (+= favor London)	"	-2.18

Boob

## IV - 4

Chart	Panel	Series	Date	Rate
10A	Upper	Euro-\$ Deposits (covered)	July 12	1.12
		German Interbank Loan rate	"	4.75
	Lower	Differential	"	+3.63
10B	Upper	Euro-\$ Deposits (covered)	"	2.65
		Swiss Deposit rate	"	2.00p
	Lower	Differential	"	-0.65
11	Upper	Canadian Finance Paper	July 14	4.88
		U.S. Treasury Bill rate	"	3.94
		Canadian Treasury Bill rate	"	3.41
		U.S. Prime Finance paper (not plotted)	"	4.75
	Second	Bill rate differential	"	-0.53
		Forward Canadian dollar	"	+0.02
	Third	Net incentive on bills	"	-0.51
Bottom	Net incentive on Finance Paper	"	+0.15	
12A	Upper	U.K. Treasury Bill rate	July 14	5.34
		U.S. Treasury Bill rate	"	3.94
		German Interbank Loan rate	July 12	4.75
	Lower	Japanese Average rate	May	7.191
		Canadian Treasury Bill rate	July 14	3.41
		U.S. Treasury Bill rate	"	3.94
12B		Euro-\$ Deposits	"	5.69
		Swiss 3-month Deposit rate	"	2.00p
		U.S. Treasury Bill rate	"	3.94



1057

Chart	Panel	Series	Date	Rate
13	Upper	Netherlands	June 30	6.97
		Canada	July 12	7.39
		United States	"	5.46
		Switzerland	June 23 June 30	5.01est. 5.06
	Middle	* Germany	June 30	8.04
		United Kingdom	July 7	9.30
	Lower	U.S. Corp. Dollar Euro-bonds <small>Series F</small>	May	7.97
		U.S. Corp. DM Euro-bonds "	"	6.62
		U.S. Corp. Aaa bonds	June	7.23
14	Upper	Switzerland	June 30	419.5
		Germany	July 7	294.2
		United States	July 14	243.40
	Middle	United Kingdom	July 14	282.89
		Canada	July 6	254.48
	Lower	** Japan	July 8	640.64
		United States	July 14	243.40

\* New -- Average yield of ALL German Public Authorities bonds made as of banking key days.

\*\* Beginning week ended September 5, 1970, the Japanese index plotted is that of all industrial and other stocks on the First Section of the Tokyo Stock Exchange.