


July 12, 1972 No. 566

940

H-13 Division of International Finance Europe and British Commonwealth Section

---



(Boigen... H. 13)

# SELECTED INTEREST & EXCHANGE RATES FOR MAJOR COUNTRIES & THE U.S.

WEEKLY SERIES OF CHARTS

---

BOARD OF GOVERNORS OF THE FEDERAL RESERVE SYSTEM

---

## TABLE OF CONTENTS

### PART I. EXCHANGE RATES AND GOLD PRICES

- Chart 1A and B - Spot Exchange Rates, Major Currencies against U.S. Dollar
- Chart 2A and B - 3-Month Forward Exchange Rates, Major Currencies against U.S. Dollar
- Chart 3A and B - 3-Month Forward Exchange Rates, Major Currencies against U.K. Pound
- Chart 4 - Gold Price in London

### PART II. SHORT-TERM INTEREST RATES

- Chart 5 - Call Money Rates
- Chart 6A and B - London: Euro- $\text{\$}$  Deposit Rates
- Chart 7A and B - New York - London: Yields on U.S. Dollar Funds
- Chart 8A and B - London: Covered Yields on U.S. Dollar Funds
- Chart 9A and B - Interest Arbitrage: United States-United Kingdom
- Chart 10A and B - Interest Arbitrage: U.S.-Germany and U.S.-Switzerland
- Chart 11 - Interest Arbitrage: United States-Canada
- Chart 12A and B - Selected Short-term Interest Rates

### PART III. LONG-TERM INTEREST RATES AND STOCK INDICES

- Chart 13 - Long-Term Bond Yields
- Chart 14 - Industrial Stock Indices

### PART IV. SELECTED CENTRAL BANK DISCOUNT RATES AND LATEST FIGURES PLOTTED ON THE CHARTS

**NOTE:** This series is a continuation of the **CAPITAL MARKETS DEVELOPMENTS ABROAD**, which was published under that title through December 31, 1968. The changes in the format and order of the charts are explained in the Supplement to the series, which accompanied issue dated January 1, 1969. All series and their sources are fully described in a Supplement dated January 1, 1972.

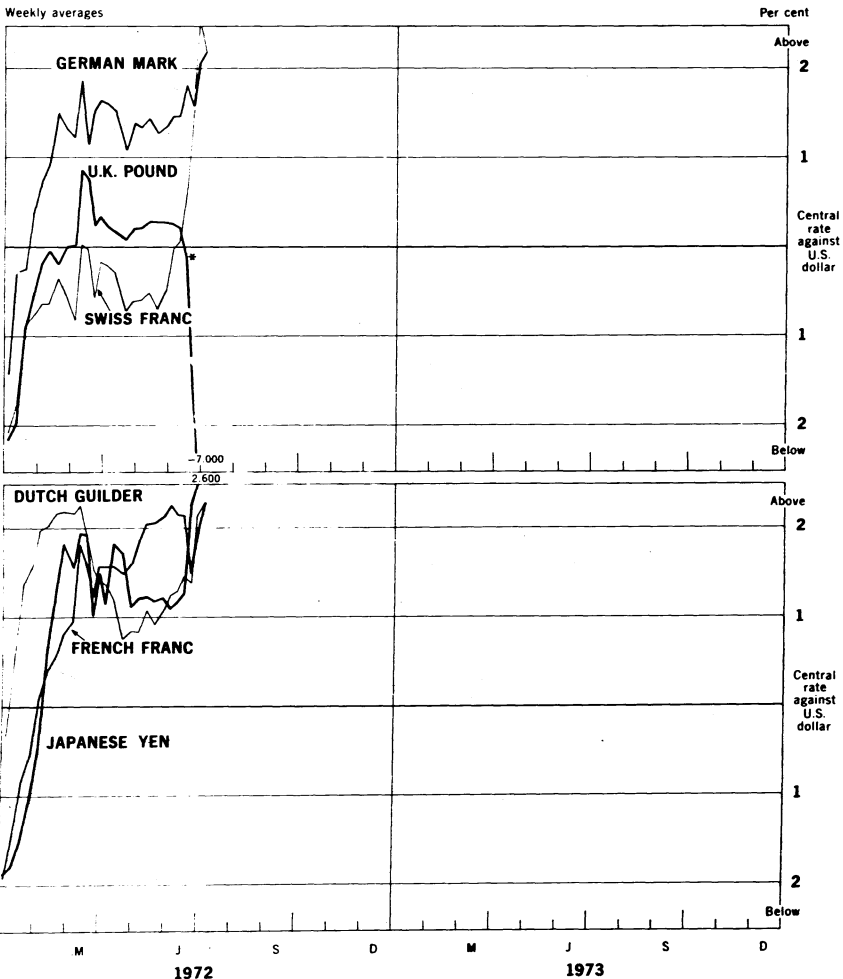
---

942

Chart 1A

### SPOT EXCHANGE RATES - MAJOR CURRENCIES AGAINST U.S. DOLLAR

Weekly averages



\* Pound floated June 23, 1972.

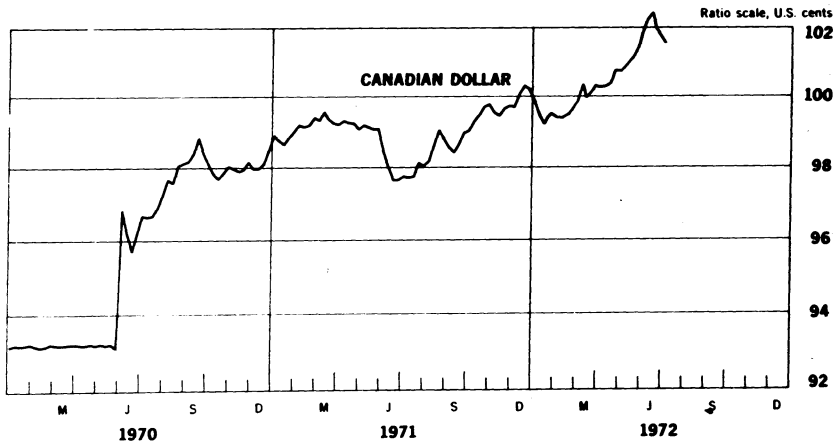
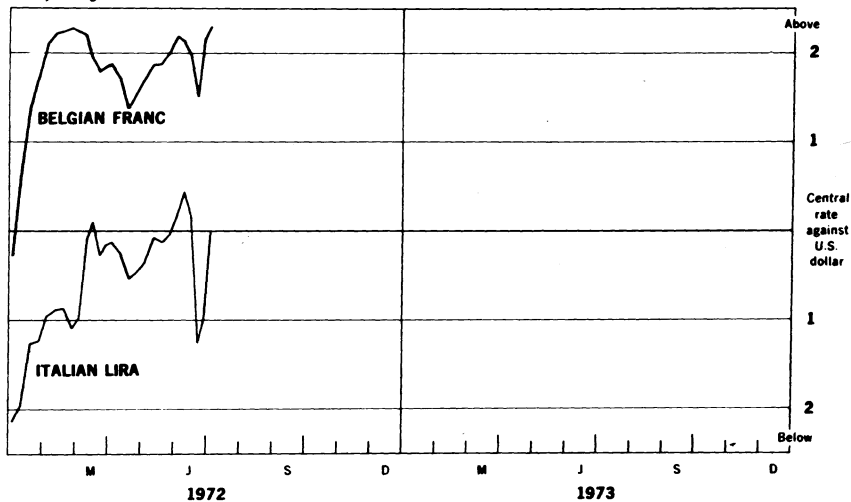
913

Chart 1B

### SPOT EXCHANGE RATE - MAJOR CURRENCIES AGAINST U.S. DOLLAR

Weekly averages

Per cent



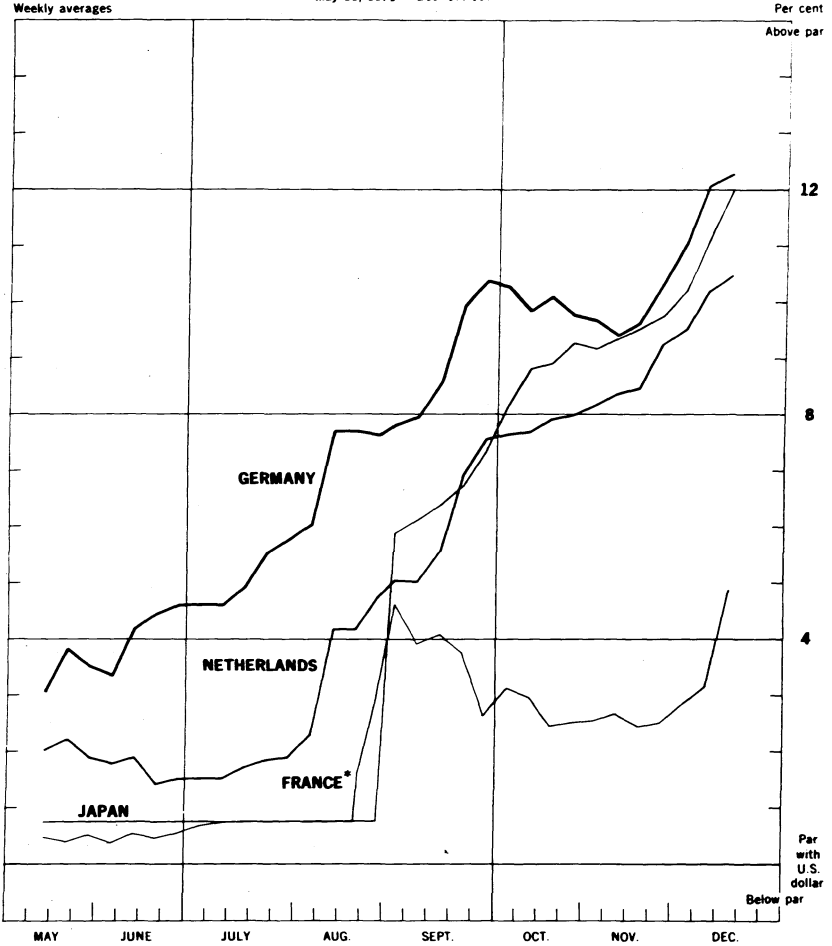
924

Chart 1C

# SPOT EXCHANGE RATES - MAJOR CURRENCIES AGAINST U.S. DOLLAR

May 11, 1971 - Dec 17, 1971

Weekly averages



\* Financial franc

945

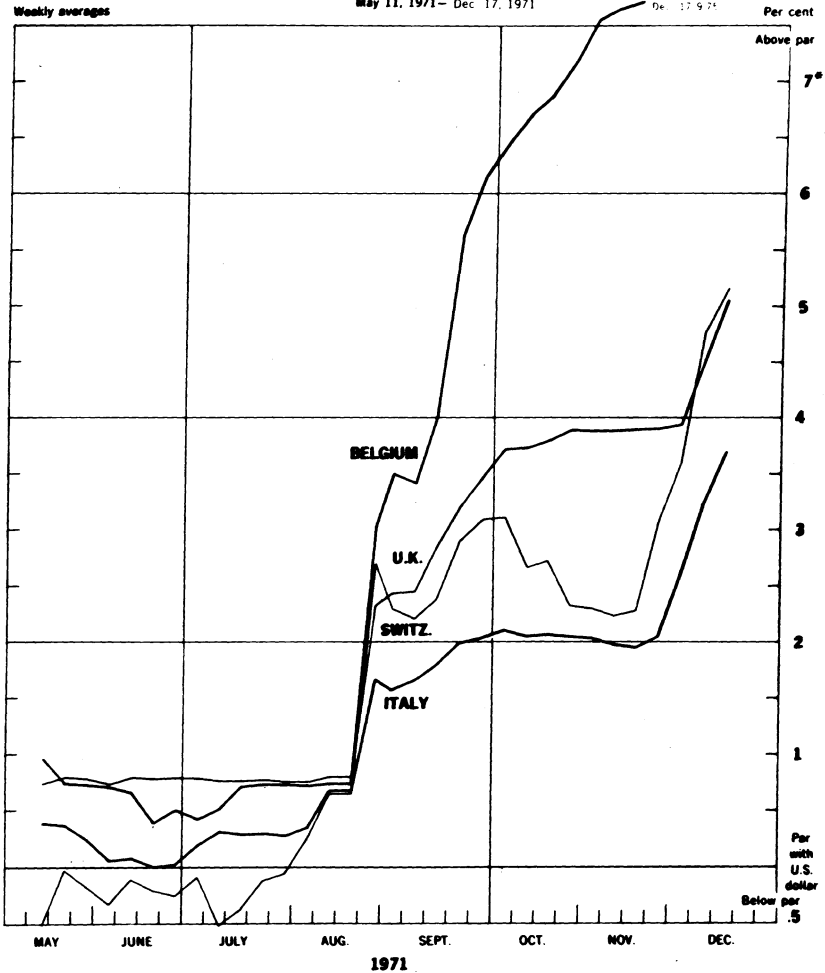
Chart 1D

### SPOT EXCHANGE RATES - MAJOR CURRENCIES AGAINST U.S. DOLLAR

Weekly averages

May 11, 1971 - Dec 17, 1971

Dec 17, 1971



\*For clarity the vertical scale is double that used in IC

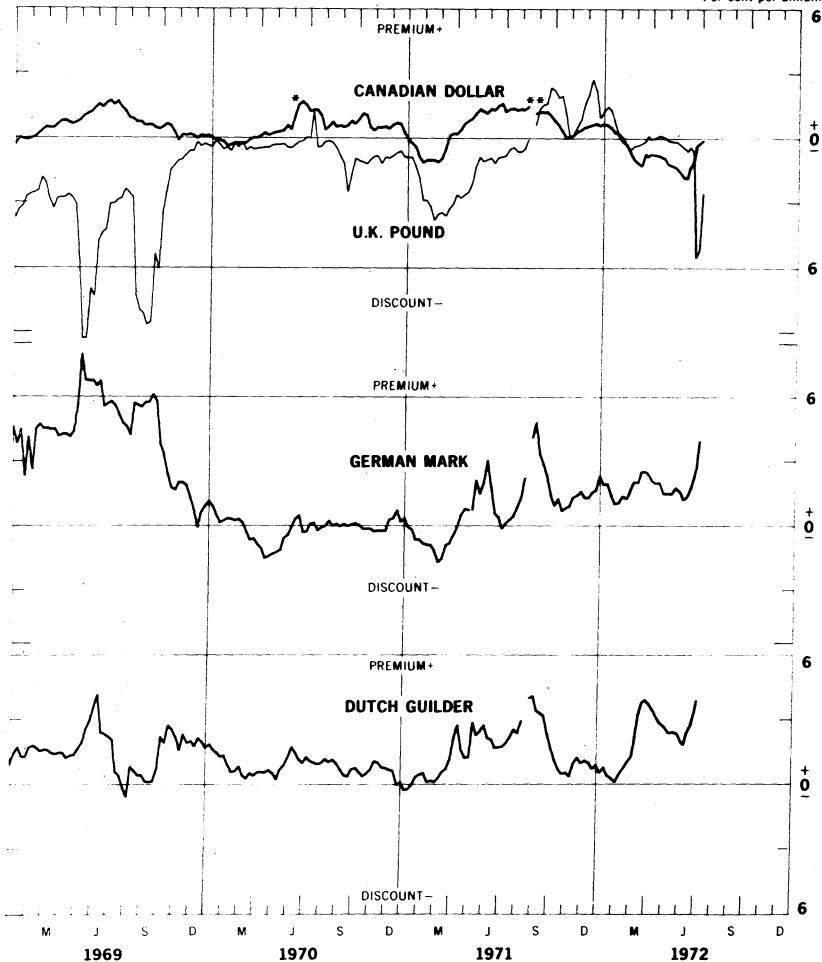
946

Chart 2A

### 3-MONTH FORWARD EXCHANGE - MAJOR CURRENCYS AGAINST U.S. DOLLAR

Weekly averages

Per cent per annum



\* Canadian Dollar Rate not supported by Bank of Canada

\*\* No quotation

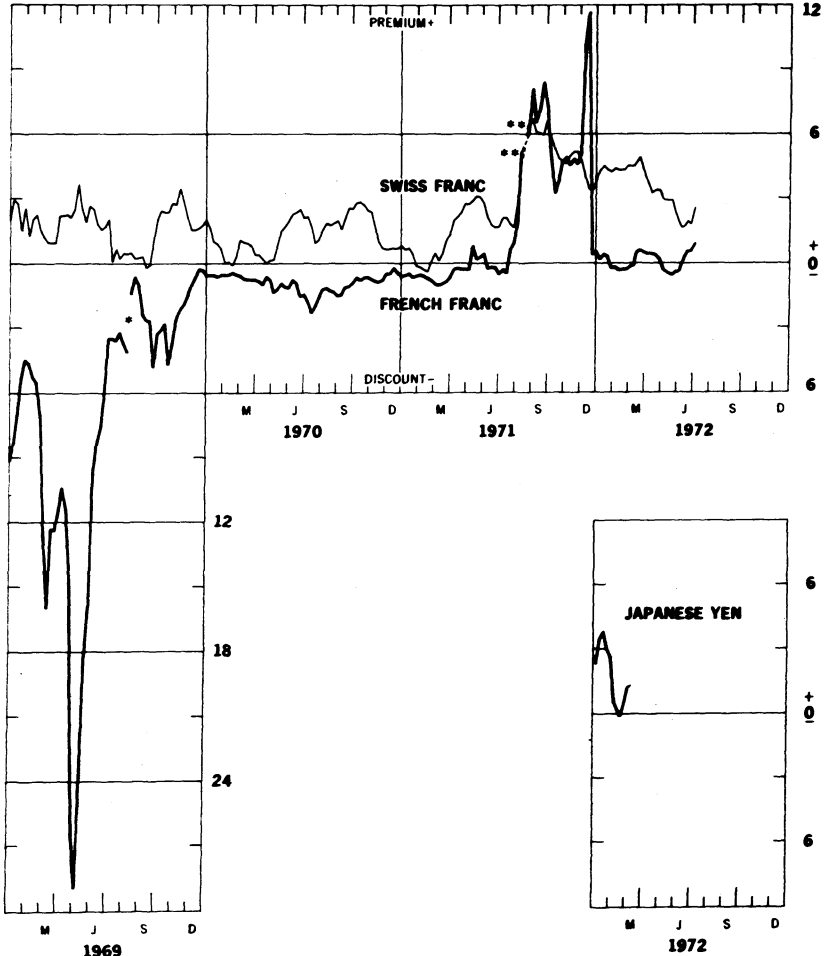
847

Chart 2B

### 3-MONTH FORWARD EXCHANGE - MAJOR CURRENCIES AGAINST U.S. DOLLAR

Weekly averages

Per cent per annum



\* Devaluation of the French franc from 4.94 to 5.55 for \$1.00.  
 \*\* No quotation



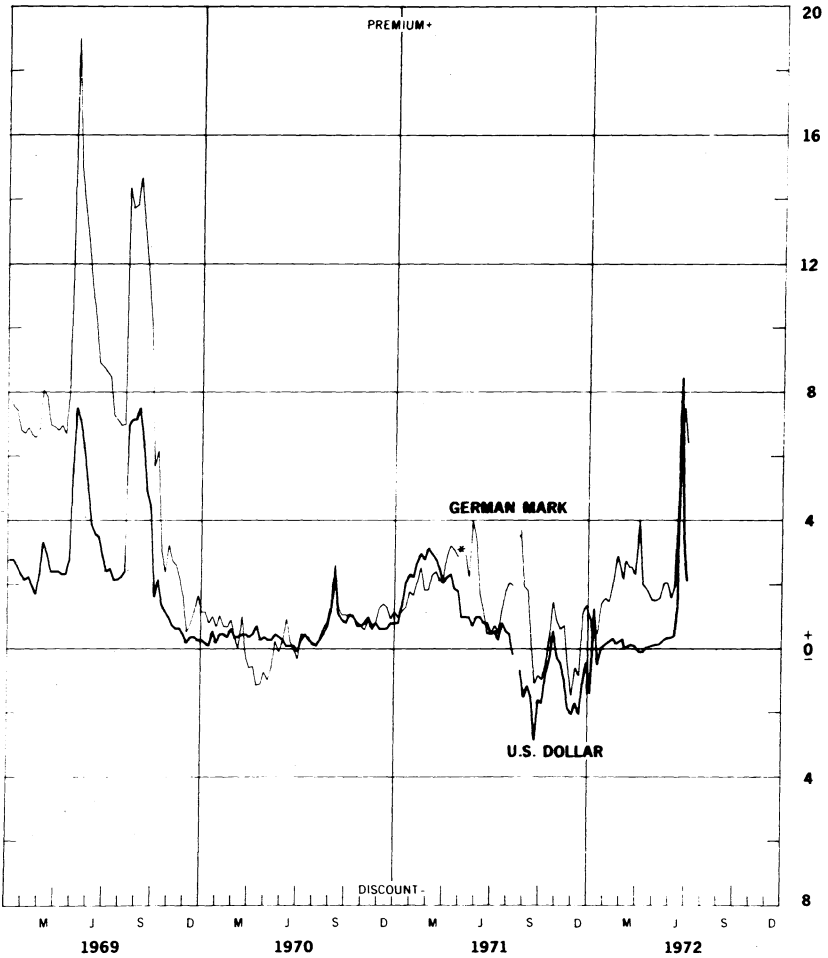
748

Chart 3A

### 3-MONTH FORWARD EXCHANGE - MAJOR CURRENCIES AGAINST U.K. POUND

Friday figures

Per cent per annum



\* No quotation.

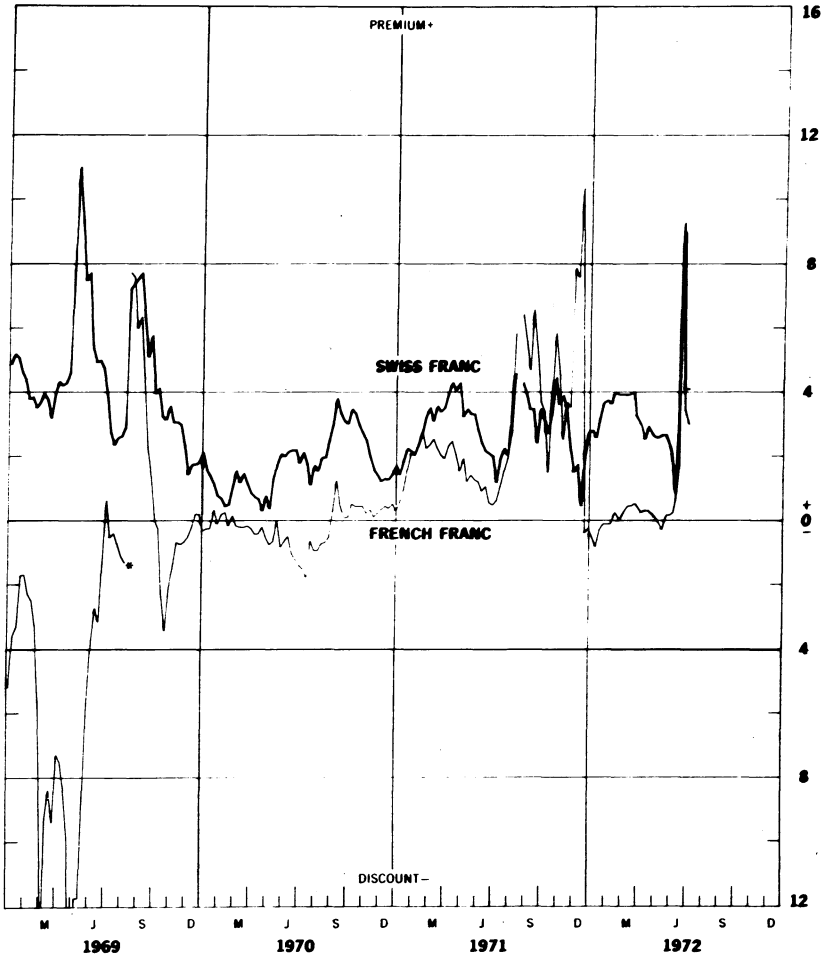
999

Chart 3B

### 3-MONTH FORWARD EXCHANGE - MAJOR CURRENCIES AGAINST U.K. POUND

Friday figures

Per cent per annum



\* Devaluation of the French franc from 4.94 to 5.55 for \$1.00

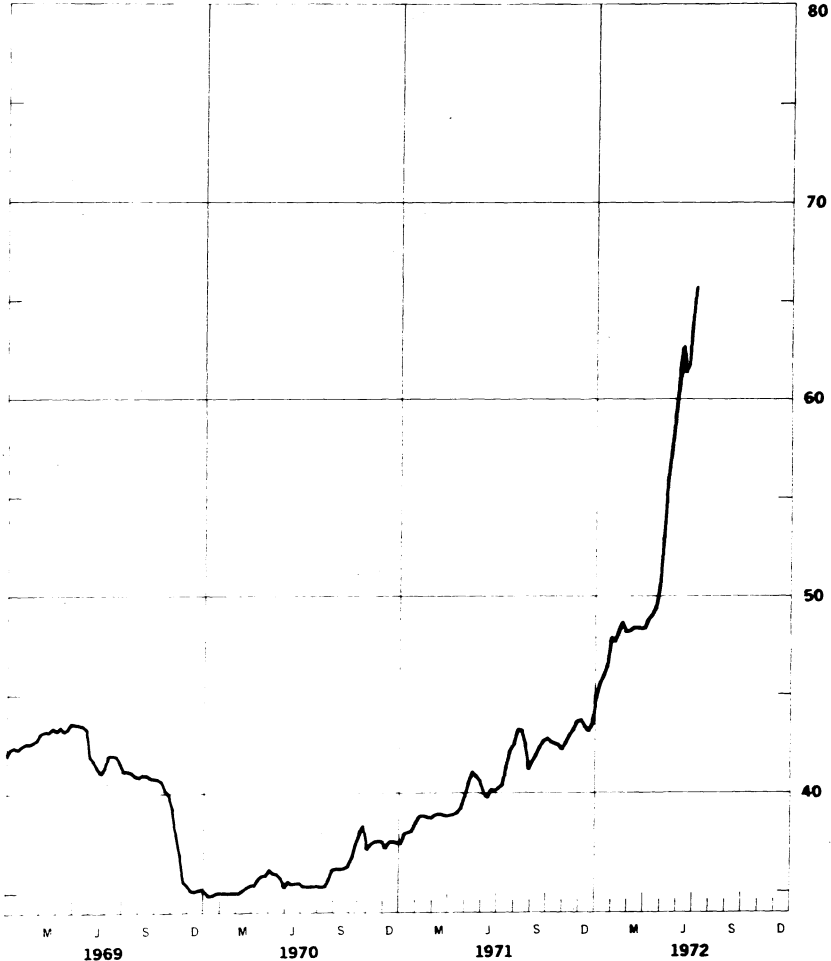
950

Chart 4

### GOLD PRICE IN LONDON, 12.5 Kg BARS

Week's average of afternoon fixings

U.S. dollar equivalent per fine ounce

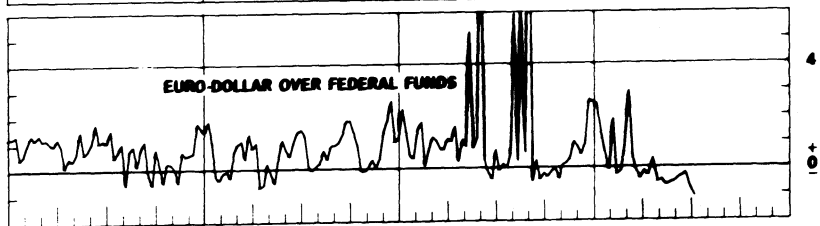
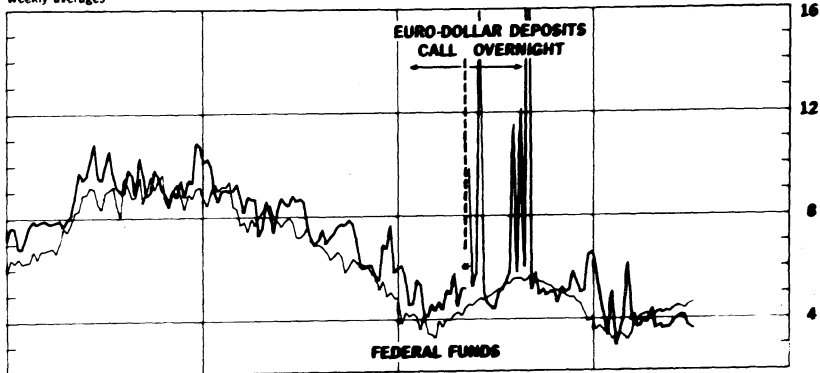


951

### CALL MONEY RATES

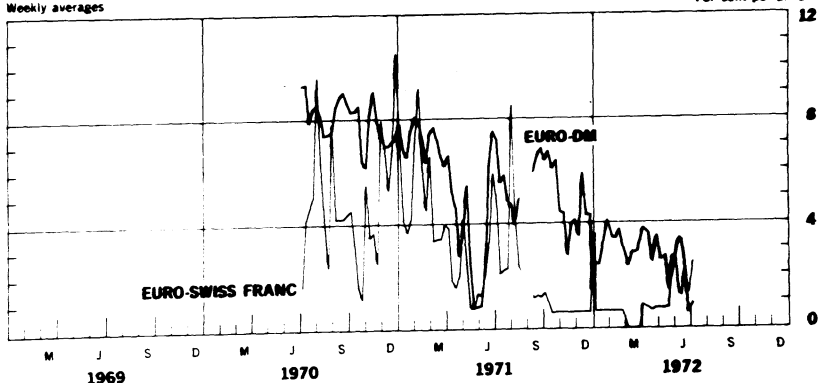
DOLLAR FUNDS  
Weekly averages

Per cent per annum



EURO-CURRENCIES  
Weekly averages

Per cent per annum



\* May 10, 1971 - Changed to Overnight Euro \$ Deposits

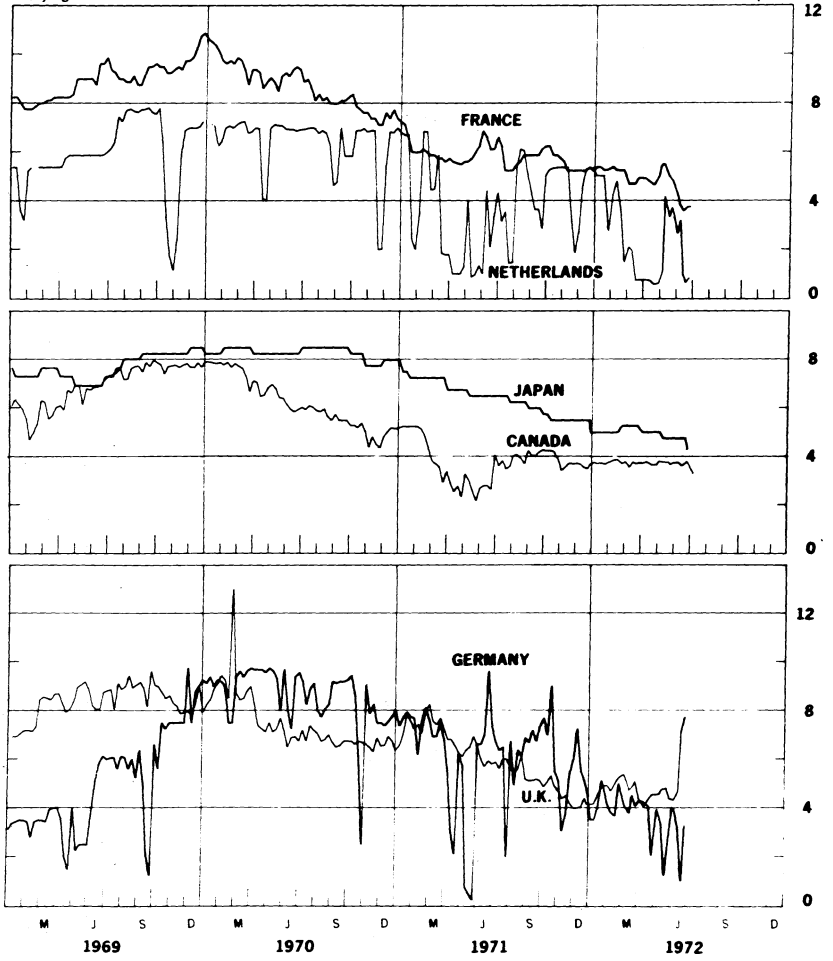
952

Chart 5B

### CALL MONEY RATES

SELECTED FOREIGN AND EEC CURRENCIES  
Friday figures

Per cent per annum



France, Day to day Money, Netherlands, Call Money, weekly average, Japan, Unconditional Money, Canada, Day to day Loans, weekly average, Germany, Call Money, U.K., 2 day Local Authority Deposits

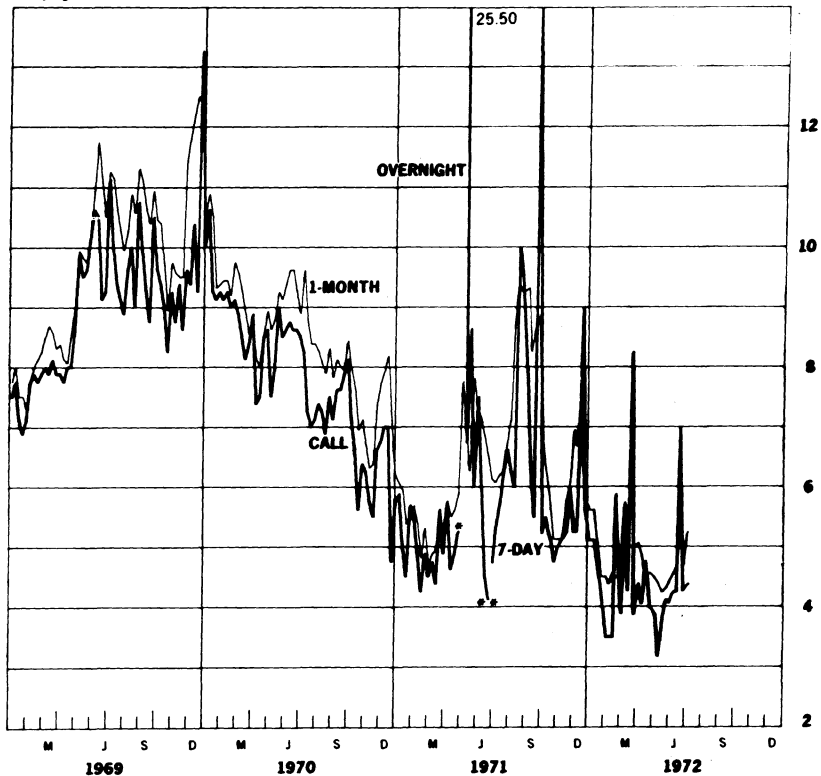
993

Chart 6A

### LONDON: EURO-DOLLAR DEPOSIT RATES

Friday figures

Per cent per annum



• May 12/71—changed to Overnight Euro-Dollar Deposits  
•• July 1—changed to 7-Day Euro-Dollar

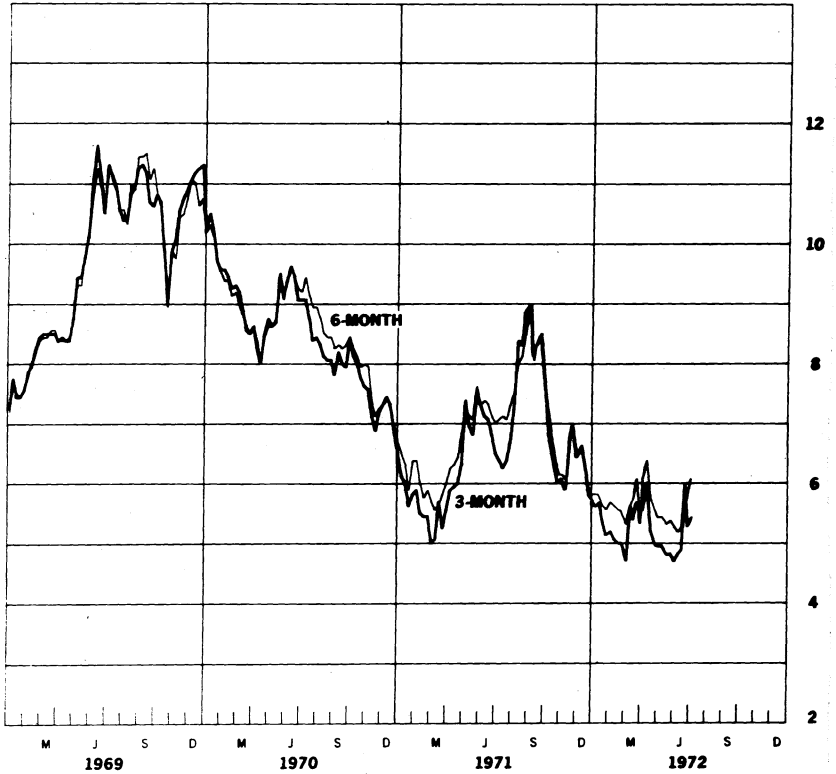
9-4

Chart 6B

### LONDON: EURO-DOLLAR DEPOSIT RATES

Friday figures

Per cent per annum

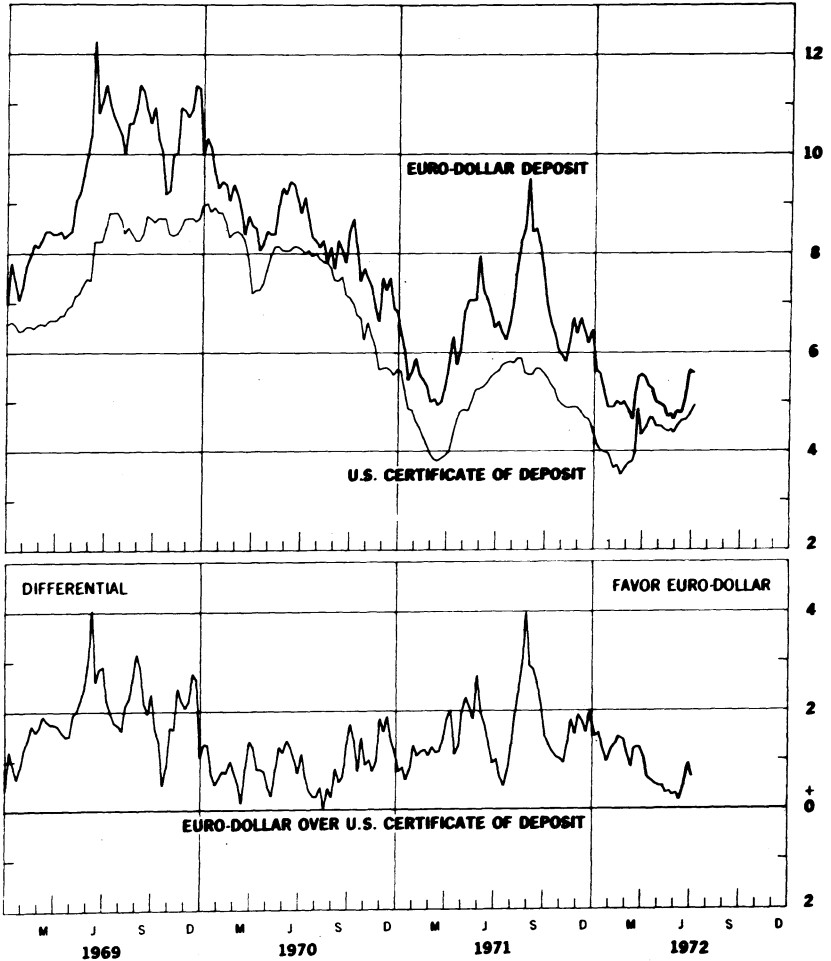


### NEW YORK-LONDON: YIELDS ON U.S. DOLLAR FUNDS

3-MONTH DOLLAR DEPOSIT RATES—SECONDARY MARKET

Wednesday figures

Per cent per annum





956

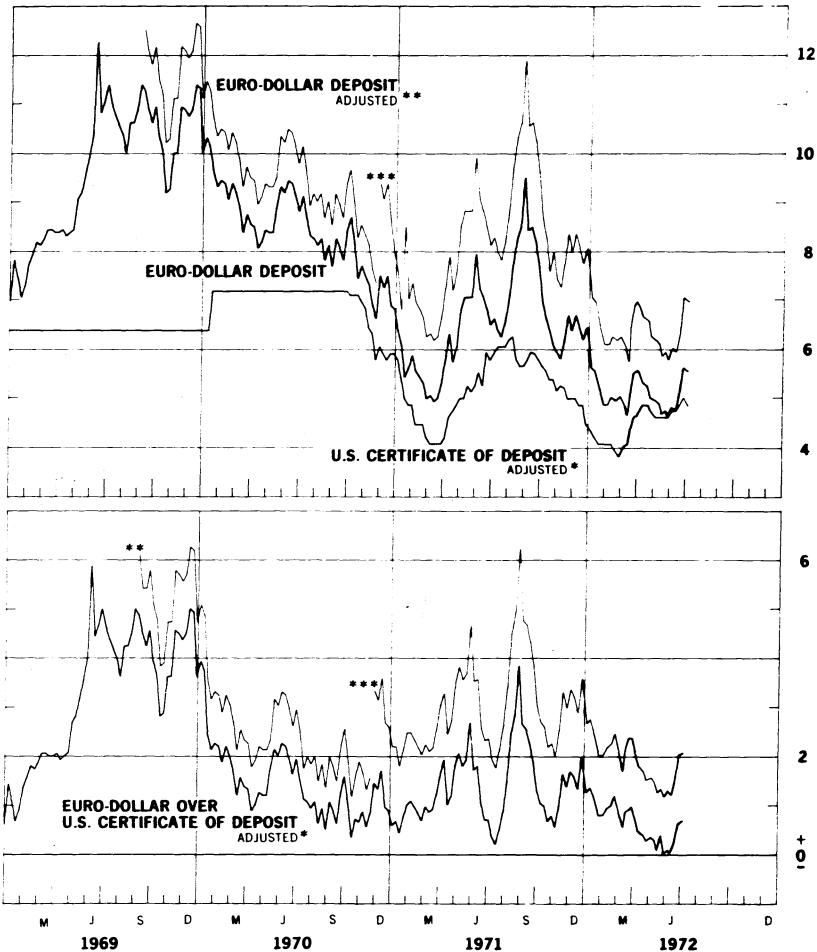
Chart 7B

# NEW YORK-LONDON: COST OF U.S. DOLLAR FUNDS

## 3-MONTH DOLLAR DEPOSIT RATES—PRIMARY MARKET

Wednesday figures

Per cent per annum



\* Adjusted for Reserve Requirement

\*\* Adjusted for 10% Marginal Reserve Requirement

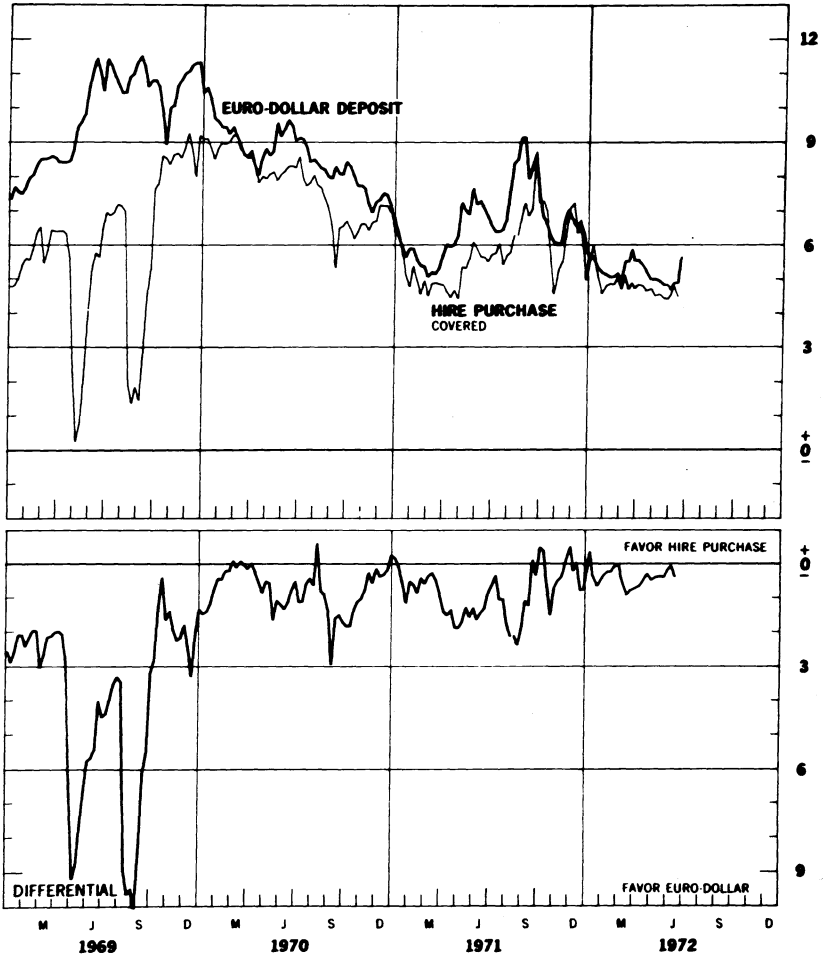
\*\*\* Adjusted for 20% Marginal Reserve Requirement

### LONDON: COVERED YIELDS ON U.S. DOLLAR FUNDS

HIRE PURCHASE AND EURO-DOLLAR RATES

Friday figures

Per cent per annum



958

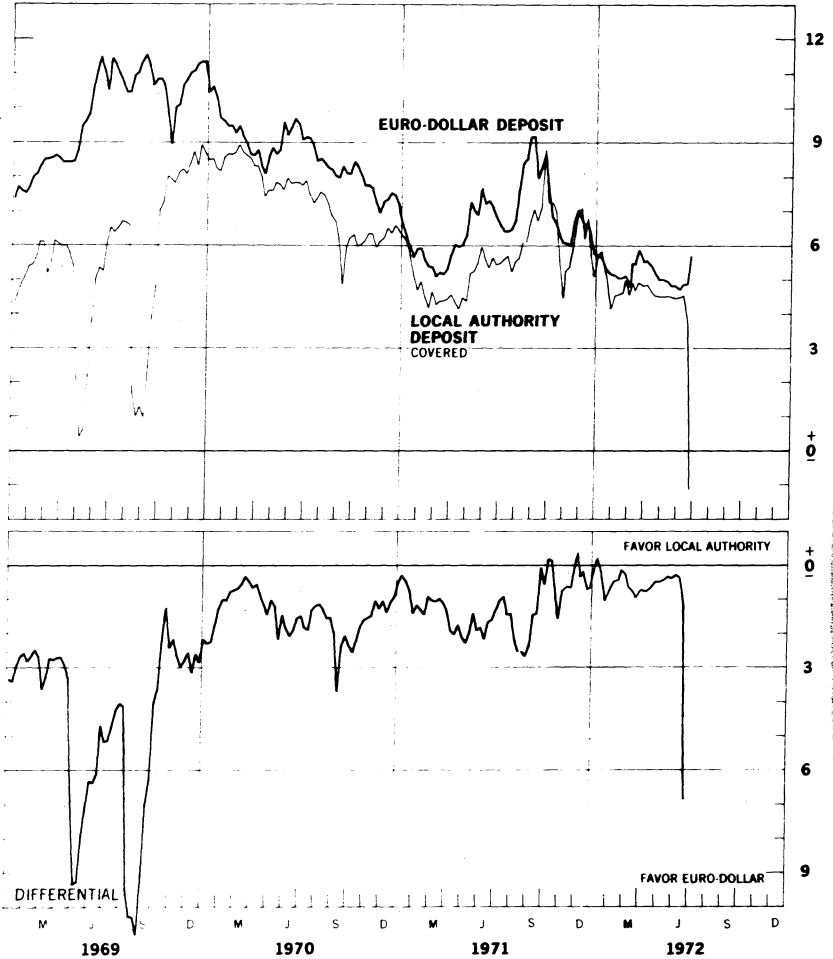
Chart 8B

# LONDON: COVERED YIELDS ON U.S. DOLLAR FUNDS

## LOCAL AUTHORITY AND EURO-DOLLAR RATES

Friday figures

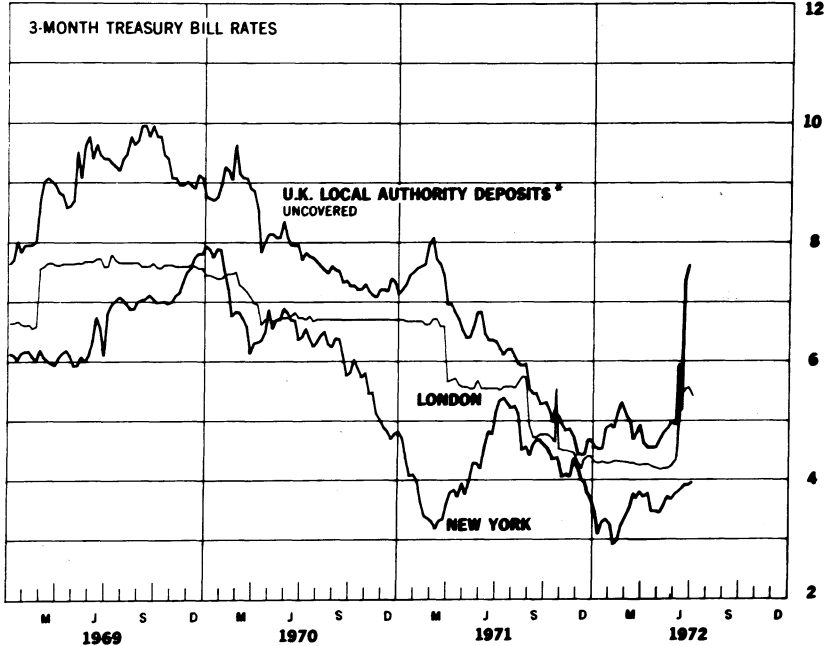
Per cent per annum



# INTEREST ARBITRAGE: UNITED STATES AND UNITED KINGDOM

Friday figures

Per cent per annum



\* Plotted for comparison purposes

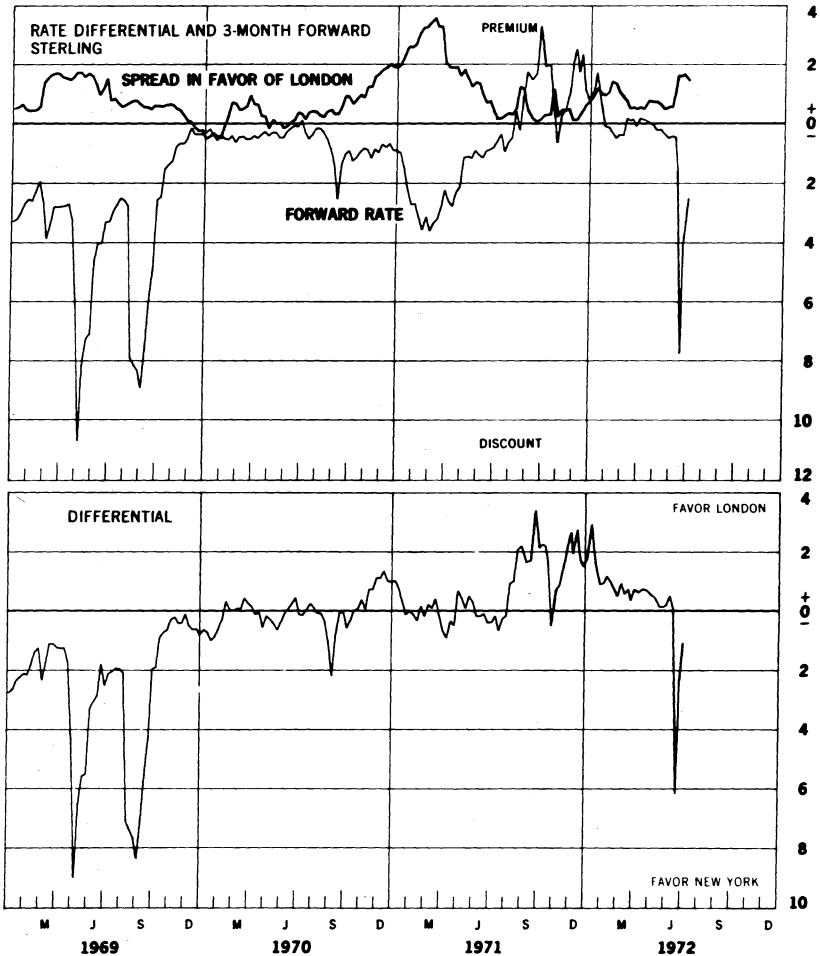
96

Chart 9B

# INTEREST ARBITRAGE: UNITED STATES AND UNITED KINGDOM

Friday figures

Per cent per annum



981

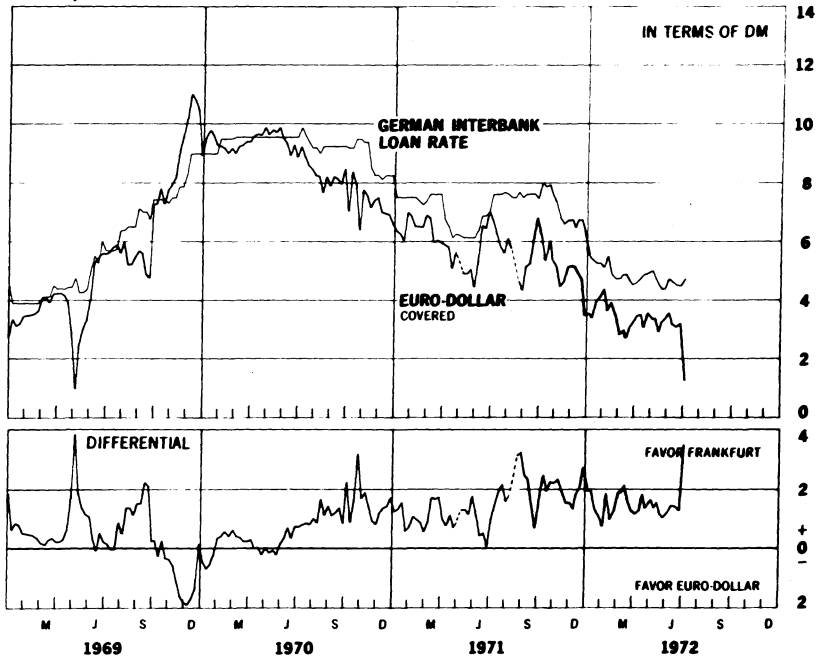
Chart 10A

### 3-MONTH FUNDS INTEREST ARBITRAGE: EURO-DOLLAR - GERMAN MARK

FRANKFURT INTERBANK LOAN RATE VS. LONDON EURO-DOLLAR RATE

Wednesday rates

Per cent per annum



--- No quotation

962

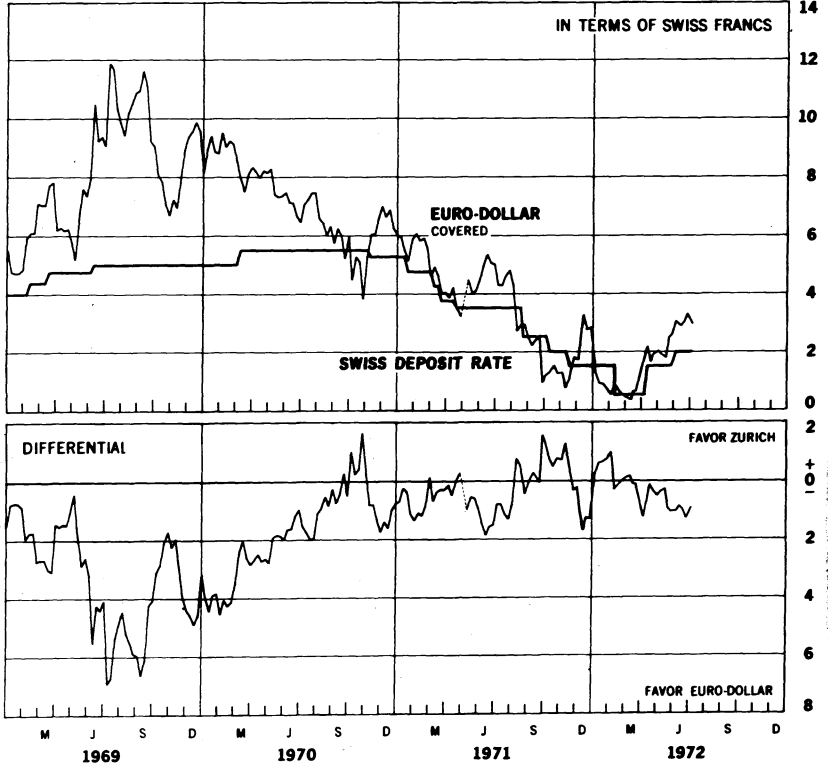
Chart 10B

### 3-MONTH FUNDS INTEREST ARBITRAGE: EURO-DOLLAR - SWISS FRANC

ZURICH DEPOSIT RATE VS. LONDON EURO-DOLLAR RATE

Wednesday rates

Per cent per annum



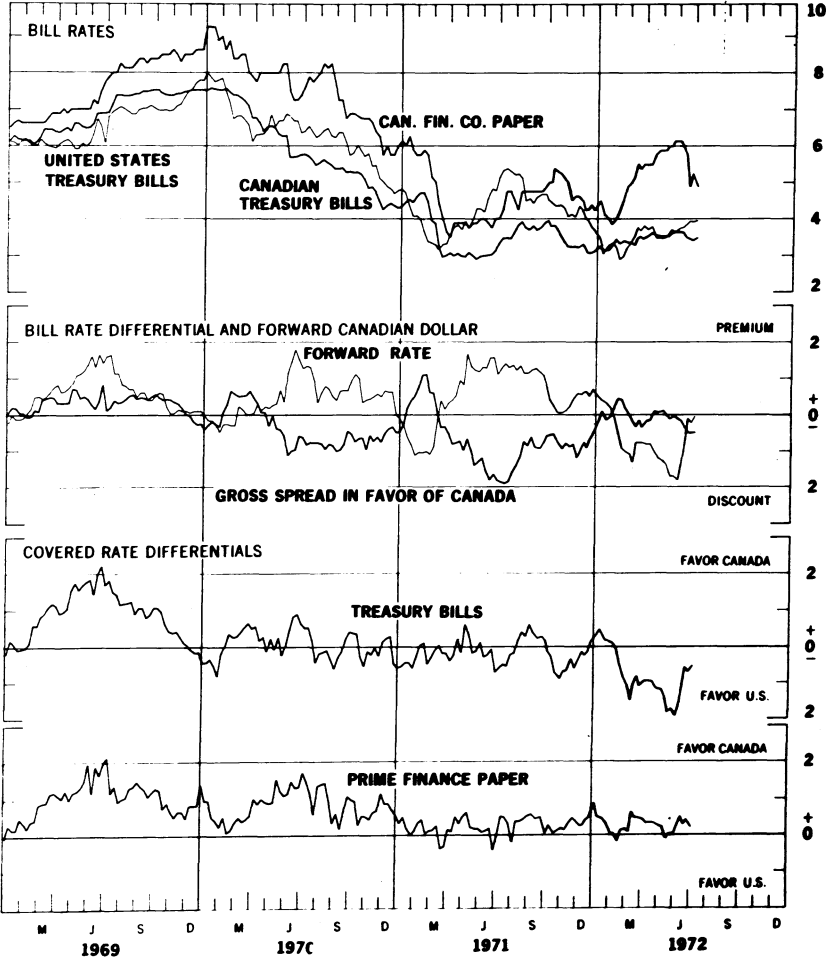
--- No quotation

983

### 3-MONTH INTEREST ARBITRAGE: UNITED STATES - CANADA

Friday figures

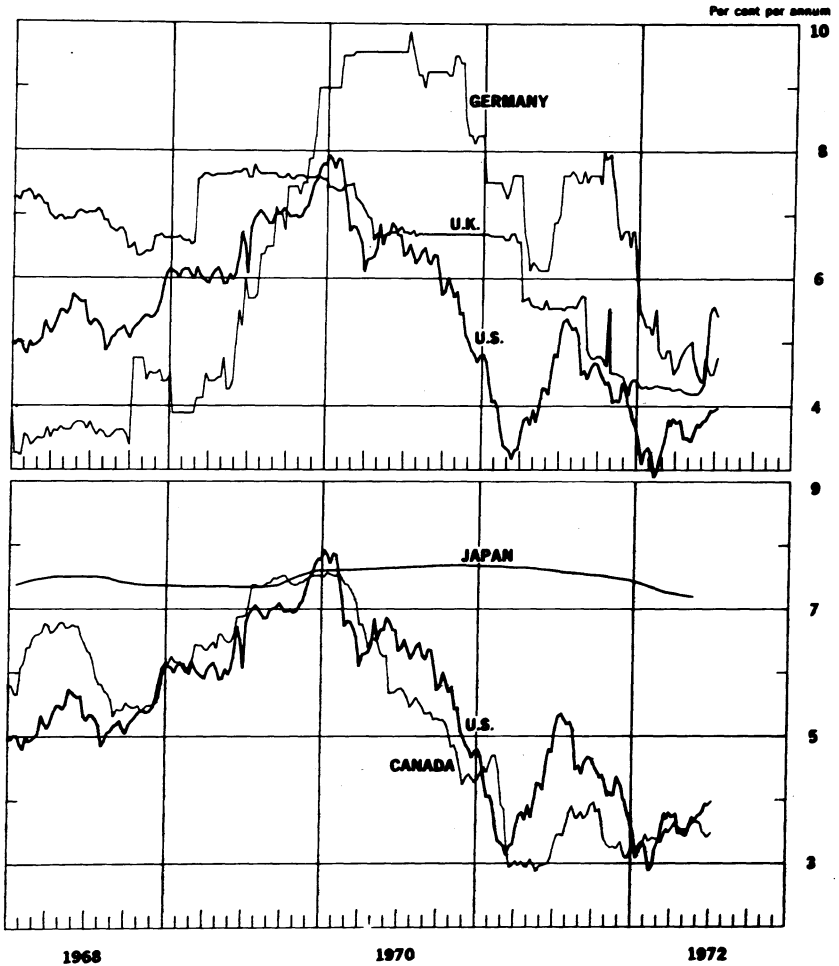
Per cent per annum





965

### SELECTED SHORT-TERM INTEREST RATES\*



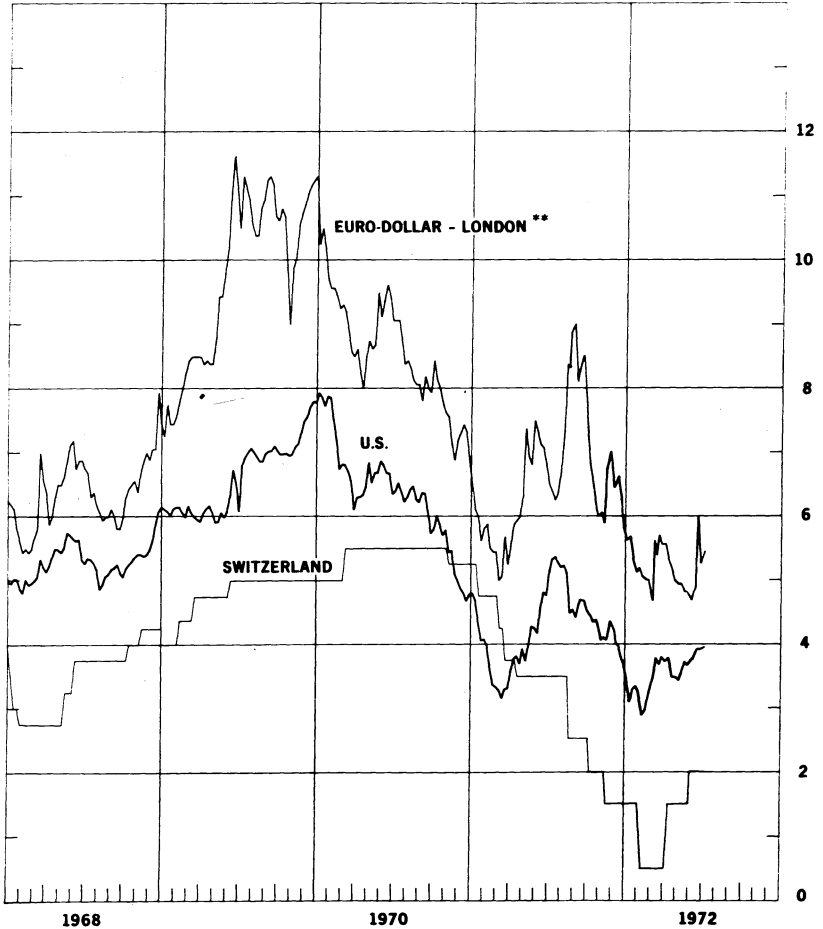
\* 3-month treasury bill rates for all countries except Japan (Average rate on bank loans and discounts) and Germany (Interbank Loan Rate)

966

Chart 12B

### SELECTED SHORT-TERM INTEREST RATES \*

Per cent per annum



\* 3-month treasury bill rate for U.S., Switzerland—3-month deposit rate.  
\*\* 3-month rate for U.S. dollar deposits in London.

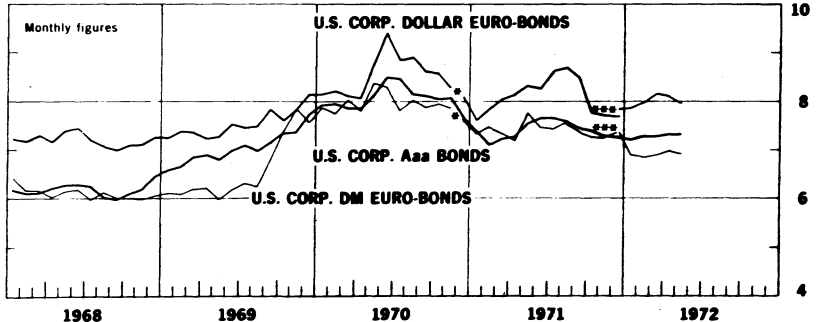
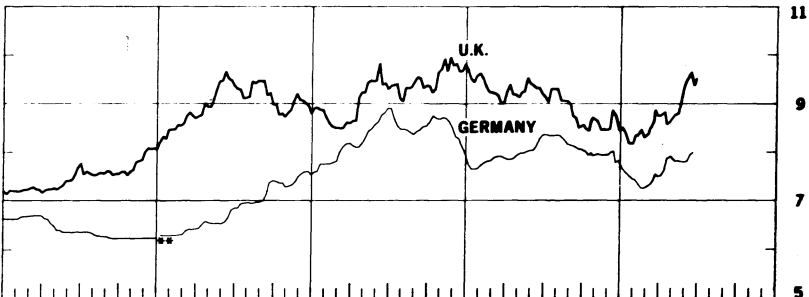
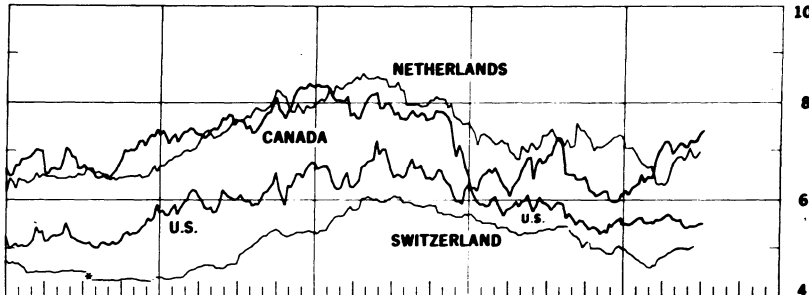
907

Chart 13

# LONG-TERM BOND YIELDS

Weekly figures

Per cent per annum



\* New series for Switzerland starts 8-2-68, U.S. Corp. Dollar Euro-Bonds and U.S. Corp. DM Euro-Bonds starts 12-70.

\*\* New Average yield of all German P.A. Bonds begins 1-7-69.

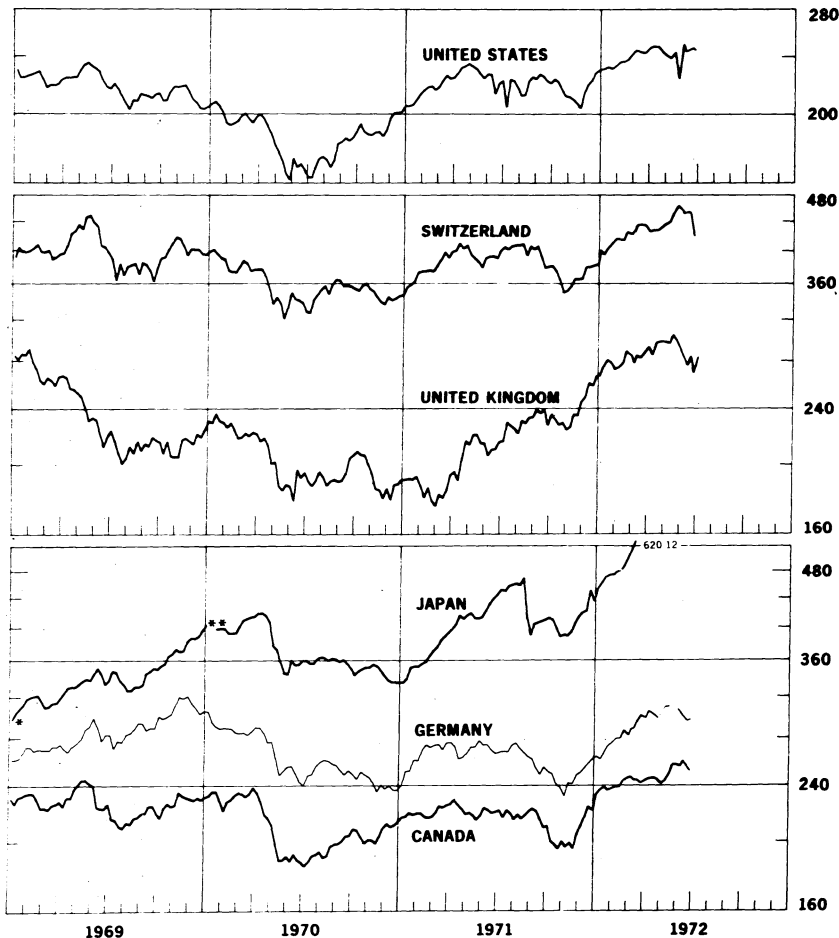
\*\*\* New series F starts 12-71.

46

CHART 14

# INDUSTRIAL STOCK INDEXES

1958=100  
Ratio scale



\* Japan index of 225 industrial and other stocks traded on Tokyo exchange.

\*\* Japan index of all industrial and other stocks traded on the first section of the Tokyo Stock Exchange.

IV. SELECTED CENTRAL BANK DISCOUNT RATES

989

Country	Current Rate	In Effect Since	Previous Rate	In Effect Since
<b>E.E.C.:</b>				
<b>Belgium</b>	4.0	March 2, 1972	4.5	Feb. 5, 1972
<b>France</b>	5.75	April 6, 1972	6.0	Jan. 13, 1972
<b>Germany</b>	3.0	Feb. 25, 1972	4.0	Dec. 23, 1971
<b>Italy</b>	4.0	April 10, 1972	4.5	Oct. 14, 1971
<b>Netherlands</b>	4.0	March 1, 1972	4.5	Jan. 6, 1972
<b>Switzerland</b>	3.75	Sept. 15, 1969	3.0	July 10, 1967
<b>United Kingdom</b>	6.0	June 22, 1972	5.0	Sept. 3, 1971
<b>Canada</b>	4.75	Oct. 25, 1971	5.25	Feb. 24, 1971
<b>Japan</b>	4.25	June 24, 1972	4.75	Apr. 29, 1971
<b>United States</b>	4.50	Dec. 13, 1971	6.75	Nov. 11, 1971

## LATEST FIGURES PLOTTED ON THE CHARTS

Chart	Panel	Series	Date	Rate
1A	Upper	Swiss franc	July 7	+2.200
		U.K. pound	"	-7.000
	Lower	French franc	"	+2.300
		Japanese yen	"	+2.600
1B	Upper	Belgian franc	"	+2.300
		Italian lire	"	flat
	Lower	Canadian dollar <b>Actual rate</b>	"	101.57
		German mark	"	+2.200
		Dutch guilder	"	+2.300
2A		German mark	"	+3.95
		Swiss franc	"	+2.60
		U.K. pound	"	-2.56
2B	Upper	Dutch guilder	"	+3.98
		Canadian dollar	"	-0.08
		French franc	"	+0.94
	Lower	Japanese yen	"	n.a.
3A		German mark	July 7	+6.38
		U.S. dollar	"	+2.08
3B		Swiss franc	"	+4.08
		French franc	"	+2.97
4		Gold price, U.S. dollar per ounce	"	65.70
5A	Upper	Overnight Euro-\$ deposits	July 5	3.57
		Federal Funds	"	4.61
	Middle	Differential	"	-1.04
	Lower	Euro-currencies: Euro \$		
		Euro DM	July 7	0.88
	Euro Swiss Fr.	"	2.44	
5B	Upper	Japan, Unconditional Money	June 30	4.25
		U.K., 2-day Local Author. Deps.	"	7.75
		Canada, Day-to-day Loans	July 5	3.31
	Lower	France, Day-to-Day Money	June 30	3.75
		Germany, Call Money	"	3.25
		Netherlands, Call Money	"	0.85

Chart	Panel	Series	Date	Rate
6A		Euro-\$ 7-Day Rate	July 7	4.38
		Euro-\$ 1-month Rate	"	5.25
6B		Euro-\$ 3-month Rate	"	5.44
		Euro-\$ 6-month Rate	"	6.06
7A	Upper	Euro-\$ 3-month Deposits	July 5	5.56
		U.S. Certificate of Deposits	"	4.92
	Lower	Differential	"	+0.64
7B	Upper	Euro-\$ 3-month Deposits	"	5.56
		Euro-\$ 3-month Deposits (Adj.)	"	6.95
		U.S. Certificate of Deposits (Adj.)	"	4.86
	Lower	Differential: on Adj. Euro-\$ Deposits	"	+2.09
		on Unadj. Euro-\$ Deposits	"	+0.70
8A	Upper	Euro-\$ 3-month Deposits <sup>*Mkts. Closed*</sup> June 23	June 22	5.69
		Hire Purchase Deposits (covered)	"	n.a.
	Lower	Differential	"	n.a.
8B	Upper	Euro-\$ 3-month Deposits	"	5.69
		Local Authority Deposits (covered)	"	-1.15
	Lower	Differential	"	-6.84
9A		U.S. Treasury Bill rate	July 7	3.96
		U.K. Treasury Bill rate	"	5.41
		Local Authority Deposit (uncovered)	June 30	7.62
9B	Upper	Spread (+/- favor London)	July 7	+1.45
		3-month Forward Pound	"	-2.50
	Lower	Net Incentive (+/- favor London)	"	-1.05

Chart	Panel	Series	Date	Rate
10A	Upper	Euro-\$ Deposits (covered)	July 5	1.24
		German Interbank Loan rate	"	4.75
	Lower	Differential	"	3.51
10B	Upper	Euro-\$ Deposits (covered)	"	2.96
		Swiss Deposit rate	July 7	2.00*
	Lower	Differential June 7(-1.04 <sup>F</sup> ) June 14(+0.88 <sup>F</sup> ) June 21(-1.00 <sup>F</sup> ) June 28(-1.26 <sup>F</sup> ) July 5 (-0.96)		
11	Upper	Canadian Finance Paper	July 7	4.88
		U.S. Treasury Bill rate	"	3.96
		Canadian Treasury Bill rate	"	3.48
		U.S. Prime Finance paper (not plotted)	"	4.63
	Second	Bill rate differential	"	-0.48
		Forward Canadian dollar	"	-0.04
	Third	Net incentive on bills	"	-0.52
	Bottom	Net incentive on Finance Paper	"	+0.21
	12A	Upper	U.K. Treasury Bill rate	July 7
U.S. Treasury Bill rate			"	3.96
German Interbank Loan rate			July 5	4.75
Lower		Japanese Average rate	May	7.191
		Canadian Treasury Bill rate	July 7	3.48
		U.S. Treasury Bill rate	"	3.96
12B		Euro-\$ Deposits	"	5.44
		Swiss 3-month Deposit rate	July 7	2.00*
		U.S. Treasury Bill rate	"	3.96

\*June 7 -- 2.00r      June 21 -- 2.00r  
 14 -- 2.00r      28 -- 2.00r



Chart	Panel	Series	Date	Rate	
13	Upper	Netherlands	June 9 June 16	June 23 June 30	6.87 6.89 6.84 6.97
		Canada		July 5	7.42
		United States		July 5	5.49
		Switzerland		June 16	5.01
	Middle	* Germany		June 23	7.99
		United Kingdom		June 30	9.48
	Lower	U.S. Corp. Dollar Euro-bonds Series F		May	7.97
		U.S. Corp. DM Euro-bonds "		"	6.62
		U.S. Corp. Aaa bonds		"	7.30
14	Upper	Switzerland		June 30	419.5
		Germany		"	296.4
		United States		June 30 July 7	243.70 246.32
	Middle	United Kingdom		July 7	284.41
		Canada		June 29	251.32
	Lower	** Japan		July 1	620.12
		United States		July 7	246.32

\* New -- Average yield of ALL German Public Authorities bonds made as of banking key days.

\*\* Beginning week ended September 5, 1970, the Japanese index plotted is that of all industrial and other stocks on the First Section of the Tokyo Stock Exchange.