


May 31, 1972 No. 560

74

H-13 Division of International Finance Europe and British Commonwealth Section



(BR-7 Gov...
H-13

SELECTED INTEREST & EXCHANGE RATES FOR MAJOR COUNTRIES & THE U.S.

WEEKLY SERIES OF CHARTS

BOARD OF GOVERNORS OF THE FEDERAL RESERVE SYSTEM

TABLE OF CONTENTS

PART I. EXCHANGE RATES AND GOLD PRICES

- Chart 1A and B - Spot Exchange Rates, Major Currencies against U.S. Dollar
- Chart 2A and B - 3-Month Forward Exchange Rates, Major Currencies against U.S. Dollar
- Chart 3A and B - 3-Month Forward Exchange Rates, Major Currencies against U.K. Pound
- Chart 4 - Gold Price in London

PART II. SHORT-TERM INTEREST RATES

- Chart 5 - Call Money Rates
- Chart 6A and B - London: Euro-\$ Deposit Rates
- Chart 7A and B - New York - London: Yields on U.S. Dollar Funds
- Chart 8A and B - London: Covered Yields on U.S. Dollar Funds
- Chart 9A and B - Interest Arbitrage: United States-United Kingdom
- Chart 10A and B - Interest Arbitrage: U.S.-Germany and U.S.-Switzerland
- Chart 11 - Interest Arbitrage: United States-Canada
- Chart 12A and B - Selected Short-term Interest Rates

PART III. LONG-TERM INTEREST RATES AND STOCK INDICES

- Chart 13 - Long-Term Bond Yields
- Chart 14 - Industrial Stock Indices

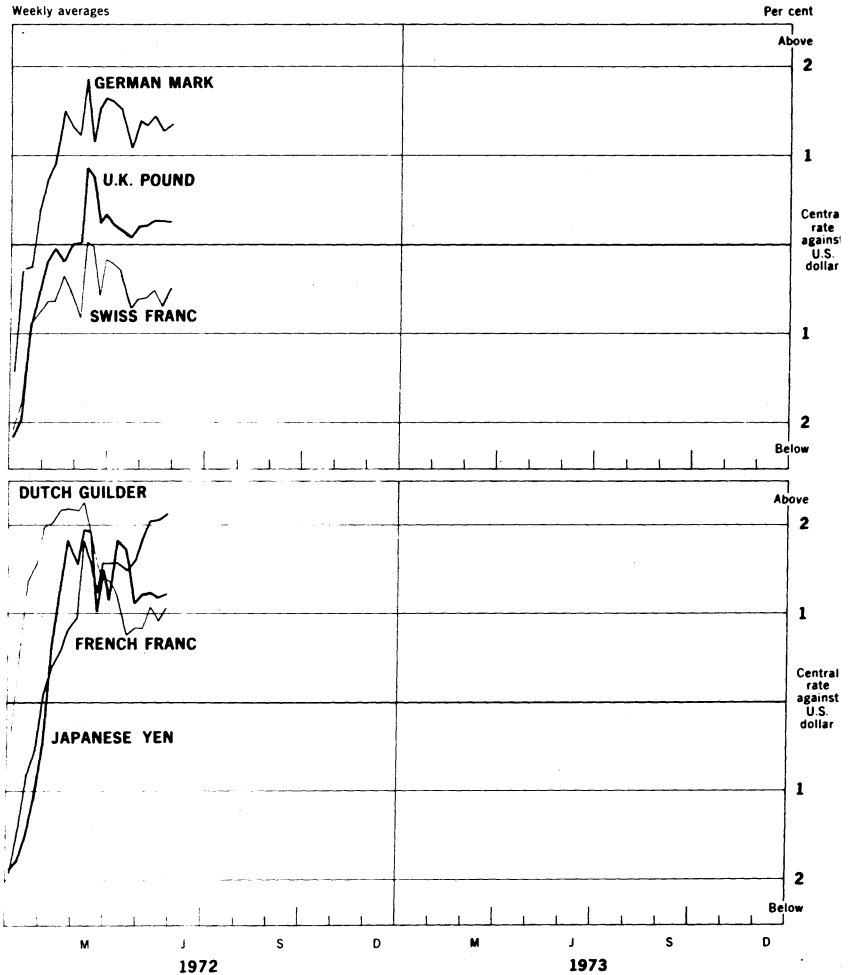
PART IV. SELECTED CENTRAL BANK DISCOUNT RATES AND LATEST FIGURES PLOTTED ON THE CHARTS

NOTE: This series is a continuation of the CAPITAL MARKETS DEVELOPMENTS ABROAD, which was published under that title through December 31, 1968. The changes in the format and order of the charts are explained in the Supplement to the series, which accompanied issue dated January 1, 1969. All series and their sources are fully described in a Supplement dated January 1, 1972.

7-6
Chart 1A

SPOT EXCHANGE RATES - MAJOR CURRENCIES AGAINST U.S. DOLLAR

Weekly averages



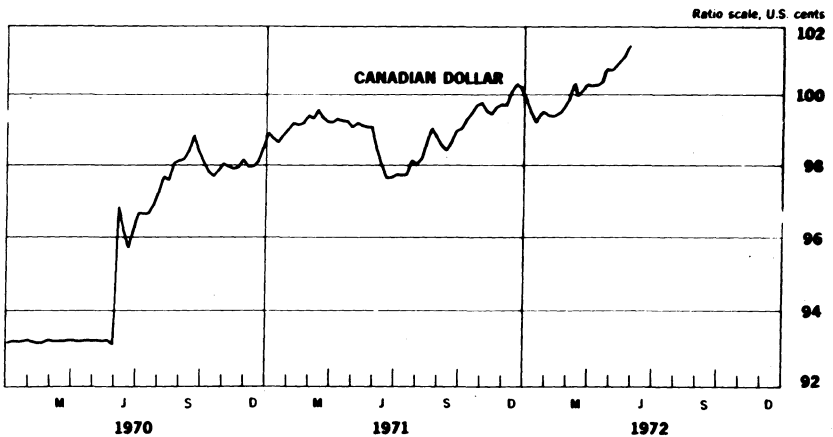
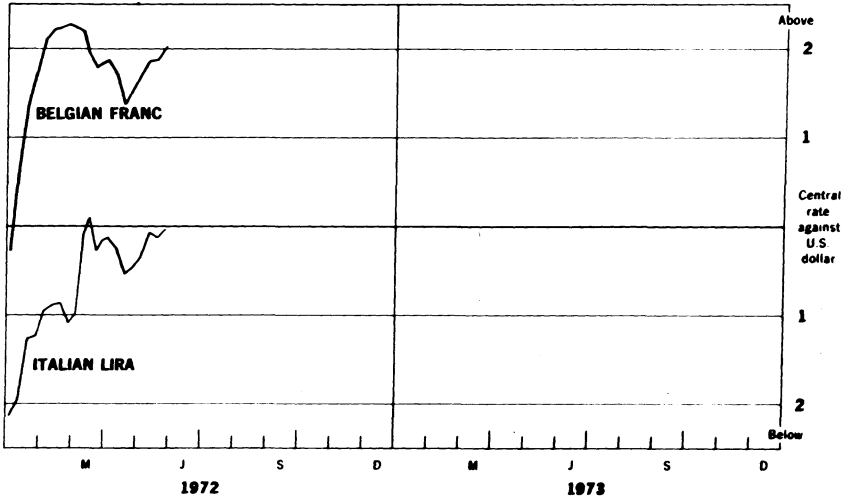
737

Chart 18

SPOT EXCHANGE RATE - MAJOR CURRENCIES AGAINST U.S. DOLLAR

Weekly averages

Per cent



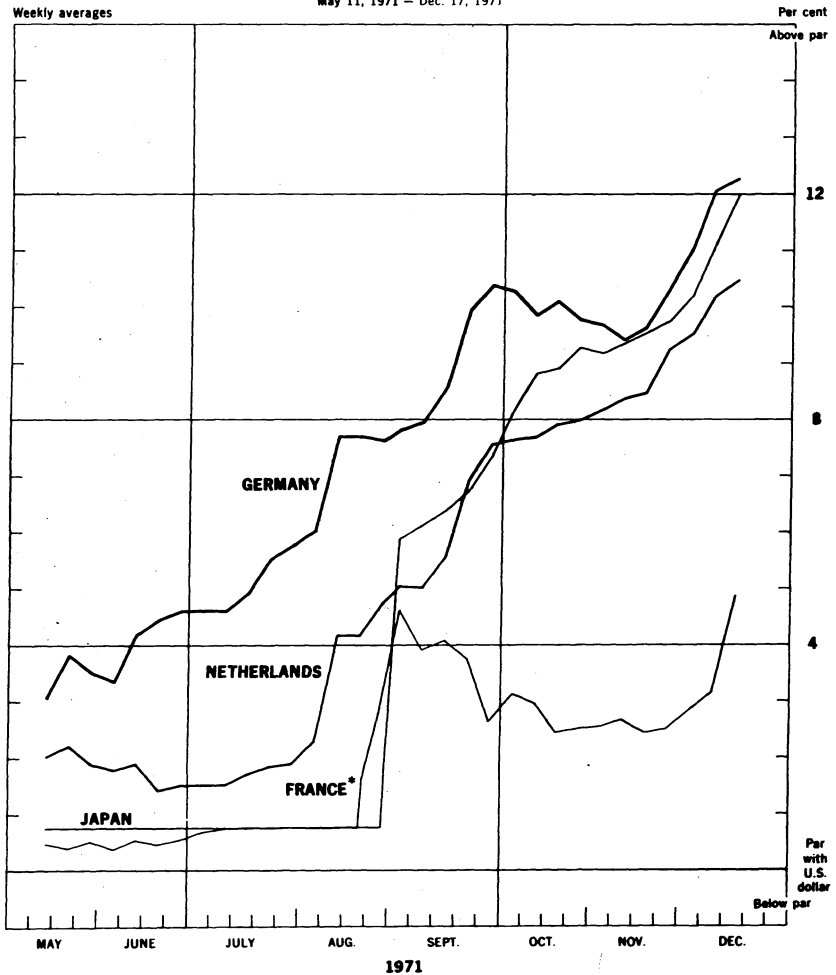
736

Chart 1C

SPOT EXCHANGE RATES - MAJOR CURRENCIES AGAINST U.S. DOLLAR

Weekly averages

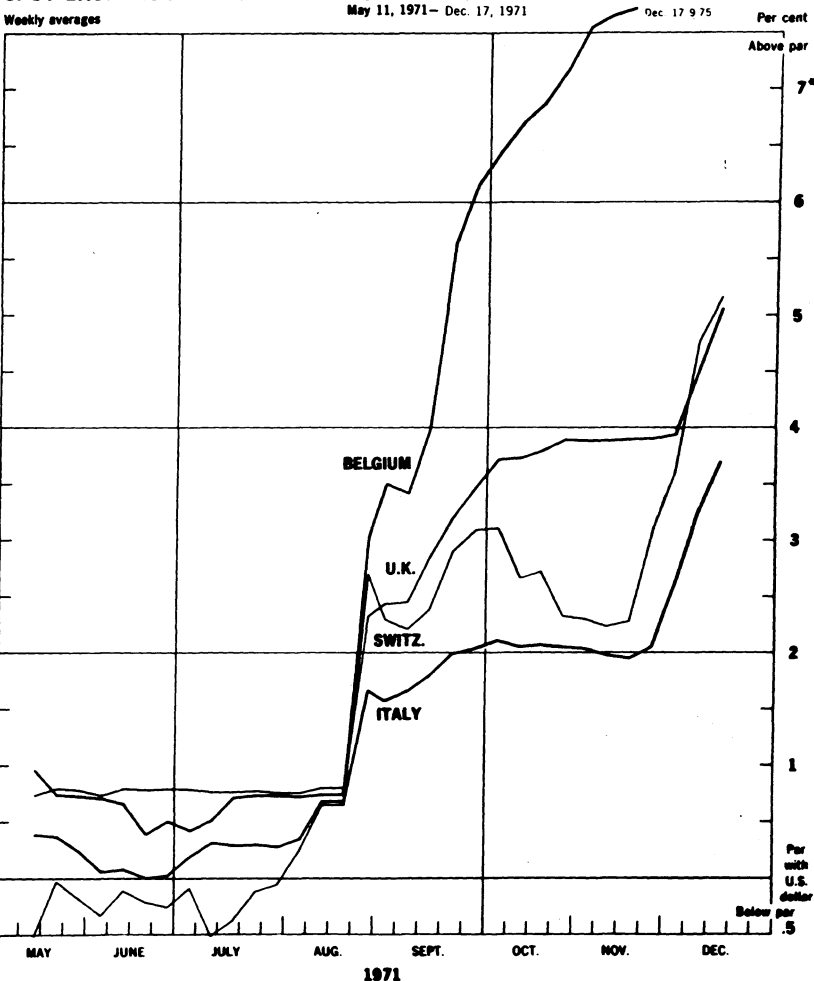
May 11, 1971 - Dec. 17, 1971



* Financial franc

Chart 1D

SPOT EXCHANGE RATES - MAJOR CURRENCIES AGAINST U.S. DOLLAR



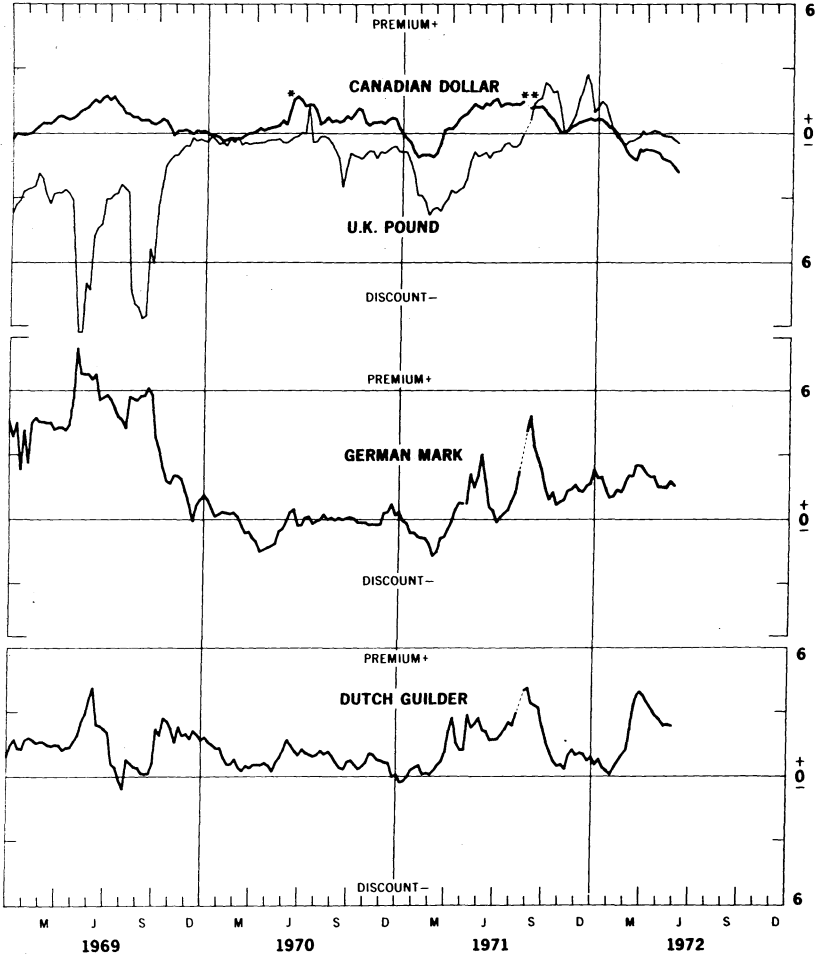
*For clarity the vertical scale is double that used in 1C

740
Chart 2A

3-MONTH FORWARD EXCHANGE - MAJOR CURRENCIES AGAINST U.S. DOLLAR

Weekly averages

Per cent per annum



* Canadian Dollar Rate not supported by Bank of Canada.

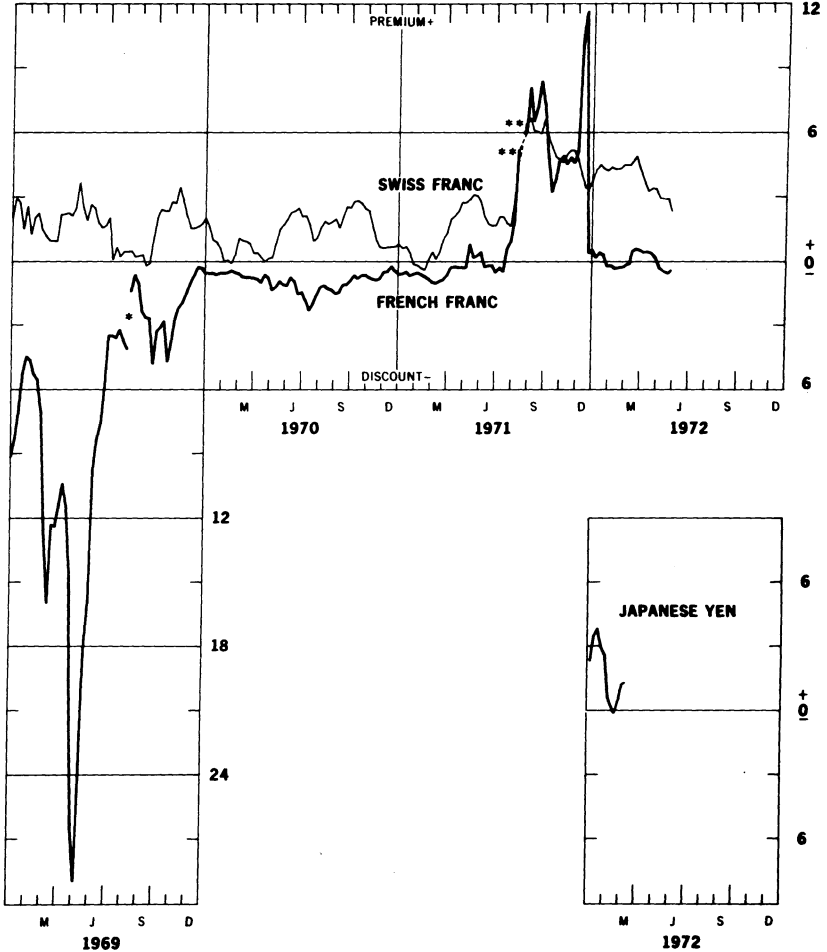
** No quotation

781

3-MONTH FORWARD EXCHANGE - MAJOR CURRENCIES AGAINST U.S. DOLLAR

Weekly averages

Per cent per annum



* Devaluation of the French franc from 4.94 to 5.55 for \$1.00.

** No quotation

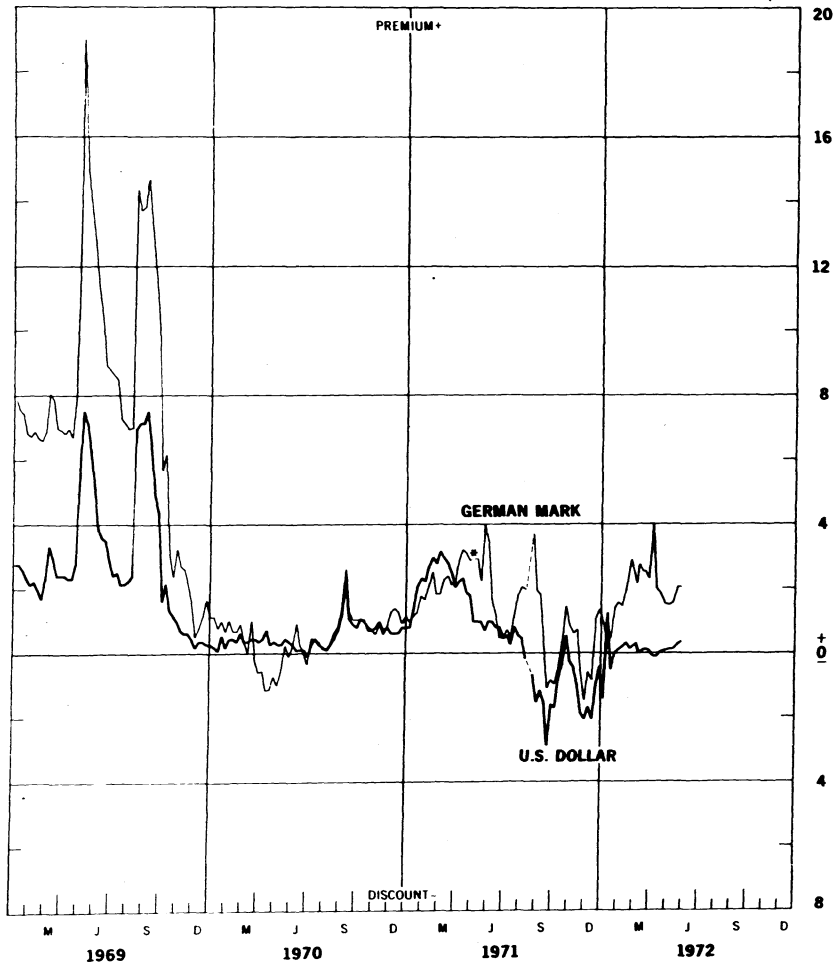
712

Chart 3A

3-MONTH FORWARD EXCHANGE - MAJOR CURRENCIES AGAINST U.K. POUND

Friday figures

Per cent per annum



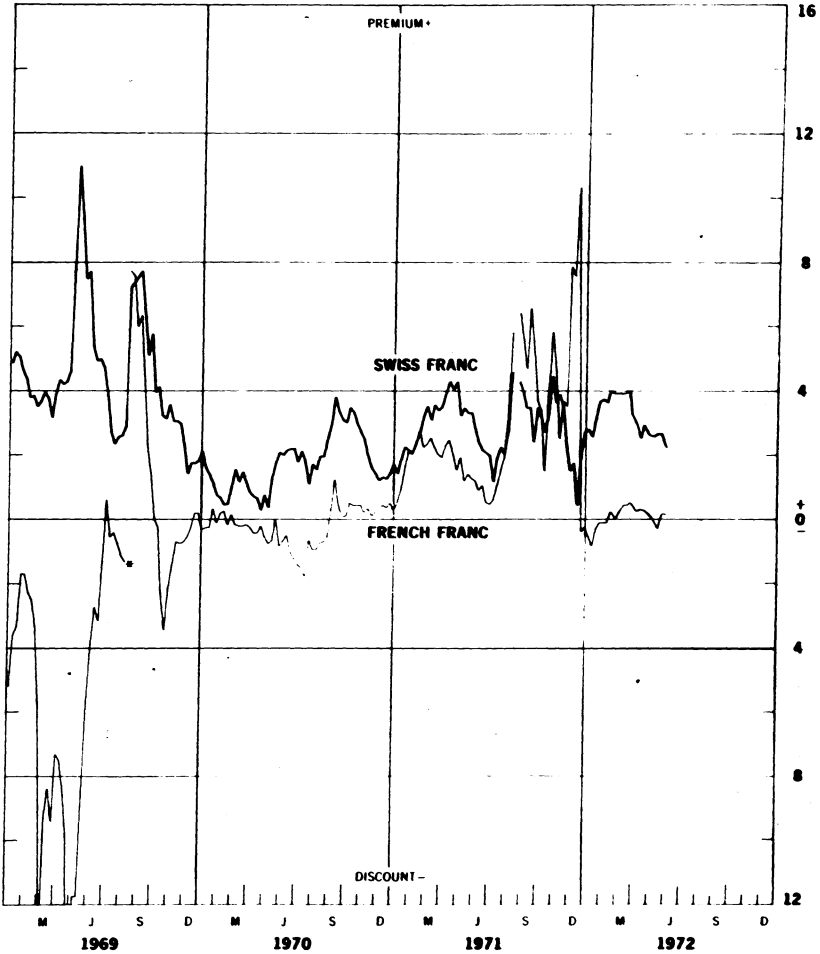
* No quotation.

Chart 3B

3-MONTH FORWARD EXCHANGE - MAJOR CURRENCIES AGAINST U.K. POUND

Friday figures

Per cent per annum



* Devaluation of the French franc from 4.94 to 5.55 for \$1.00

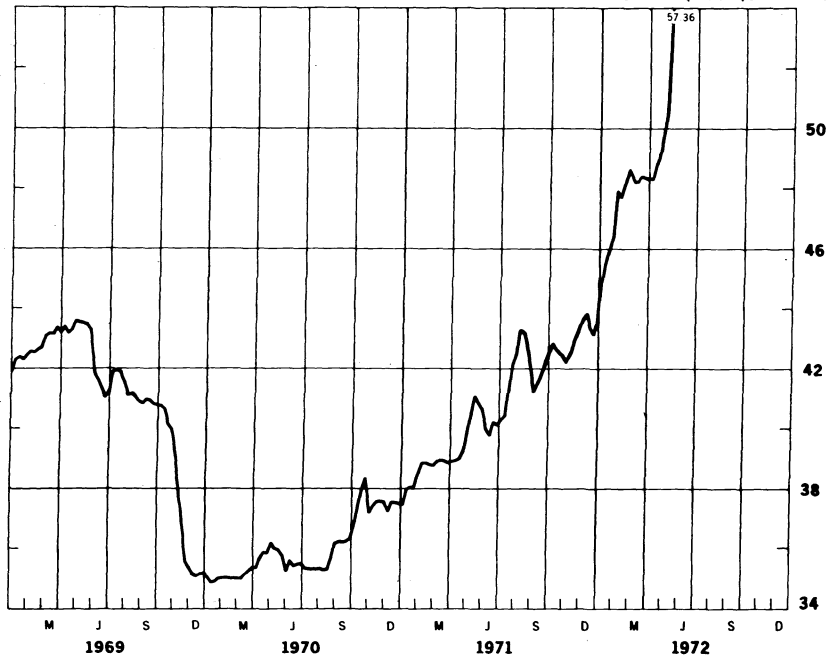
744

Chart 4

GOLD PRICE IN LONDON, 12.5 Kg BARS

Week's average of afternoon fixings

U.S. dollar equivalent per fine ounce



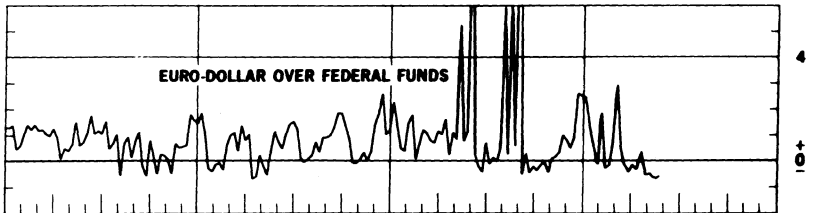
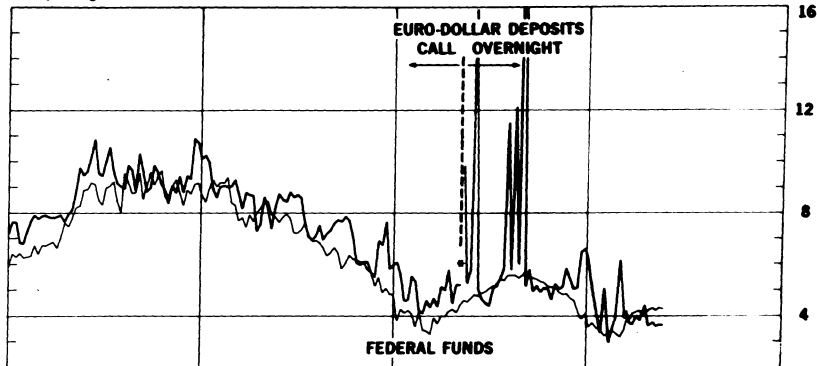
725

CALL MONEY RATES

DOLLAR FUNDS

Weekly averages

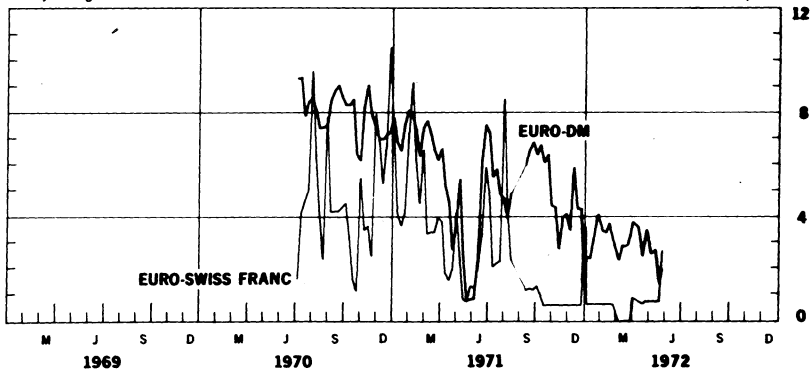
Per cent per annum



EURO-CURRENCIES

Weekly averages

Per cent per annum



* May 10, 1971 - Changed to Overnight Euro \$ Deposits.

746

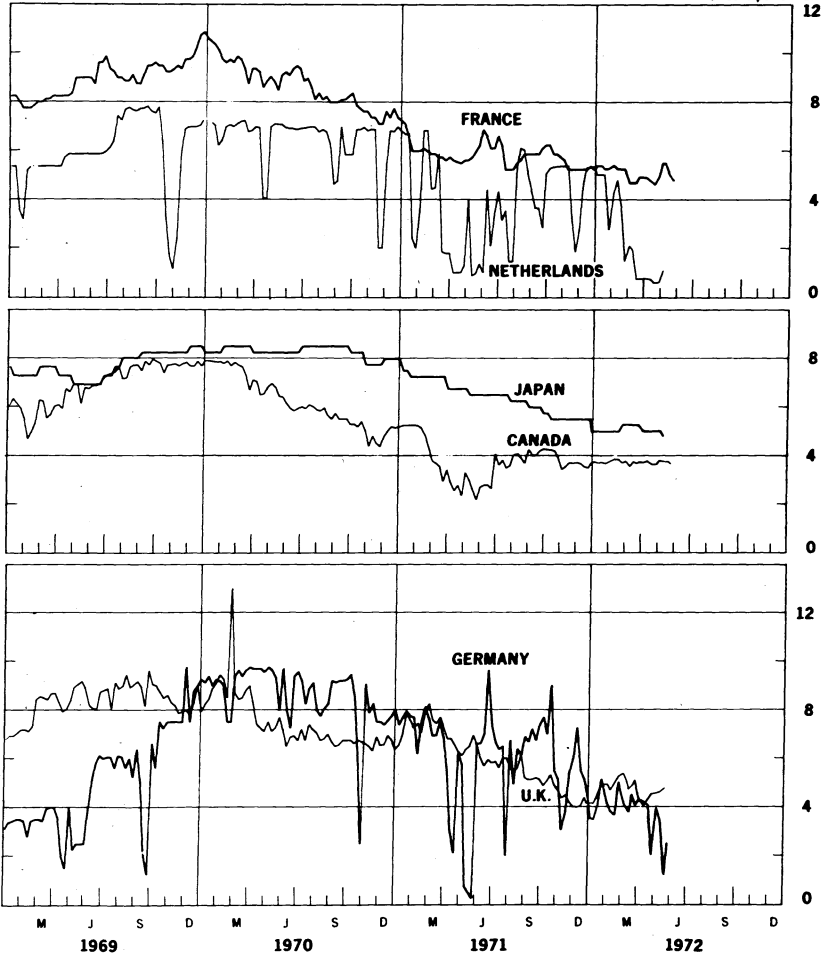
Chart 5B

CALL MONEY RATES

SELECTED FOREIGN AND EEC CURRENCIES

Friday figures

Per cent per annum



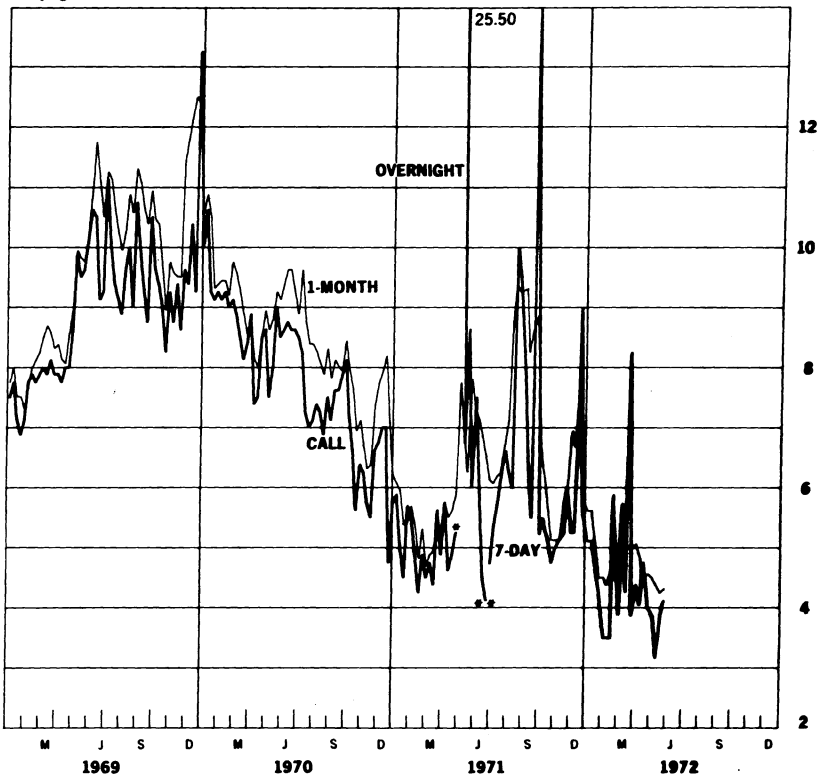
France, Day-to-day Money, Netherlands, Call Money, weekly average, Japan, Unconditional Money; Canada, Day to day Loans, weekly average; Germany, Call Money; U.K., 2-day Local Authority Deposits

Chart 6A

LONDON: EURO-DOLLAR DEPOSIT RATES

Friday figures

Per cent per annum



* May 12/71—changed to Overnight Euro-Dollar Deposits
 ** July 1—changed to 7-Day Euro-Dollar

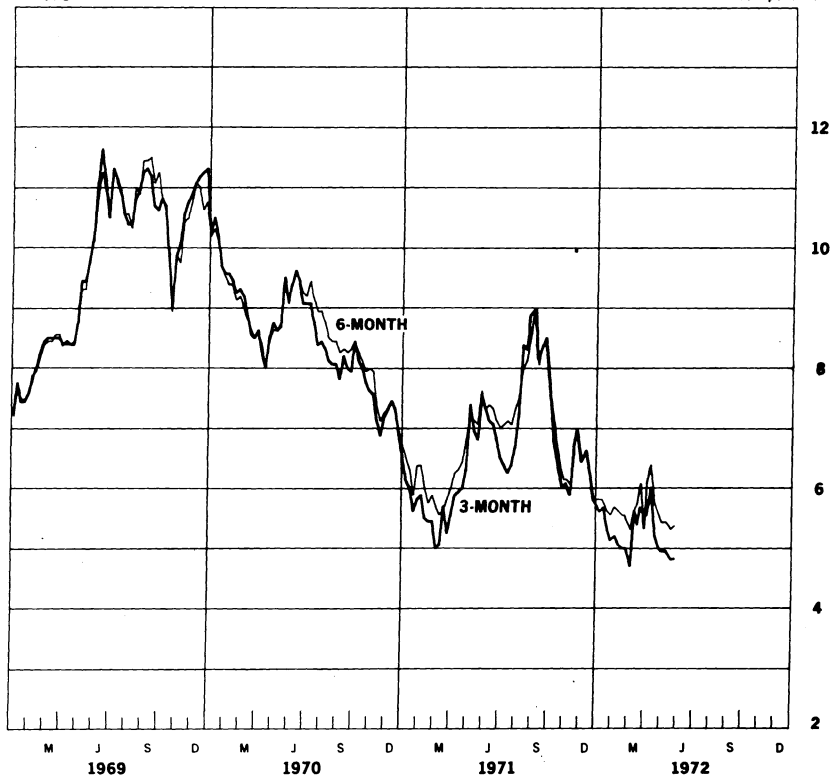
48

Chart 6B

LONDON: EURO-DOLLAR DEPOSIT RATES

Friday figures

Per cent per annum



7/89

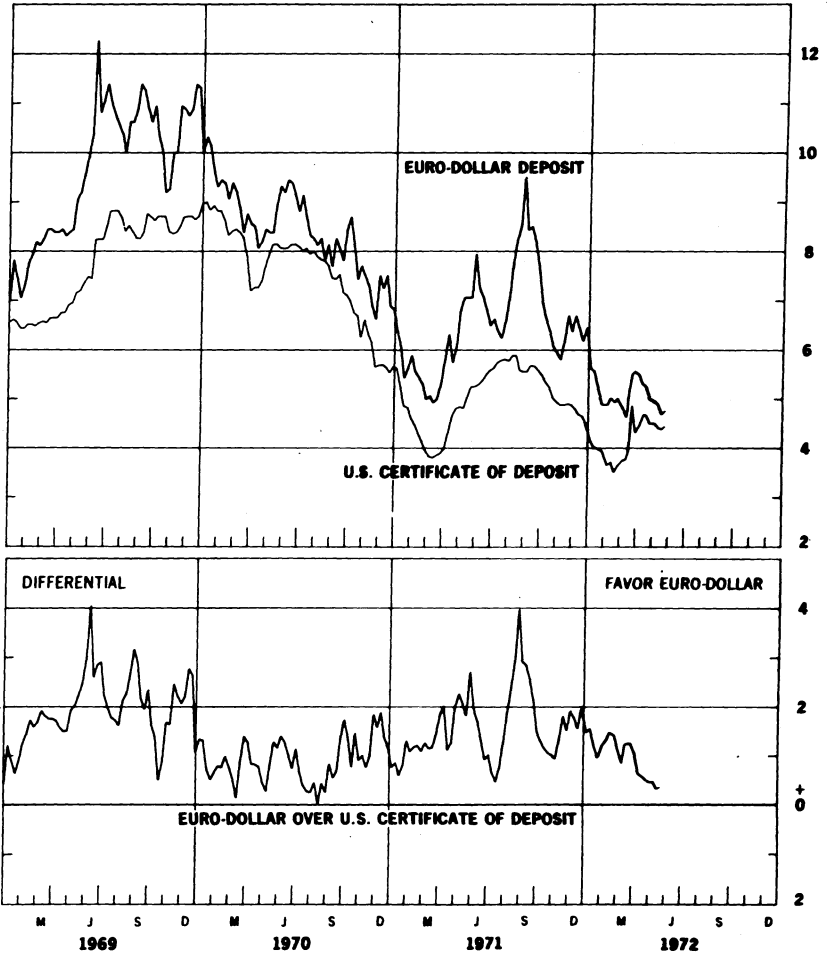
Chart 7A

NEW YORK-LONDON: YIELDS ON U.S. DOLLAR FUNDS

3-MONTH DOLLAR DEPOSIT RATES—SECONDARY MARKET

Wednesday figures

Per cent per annum



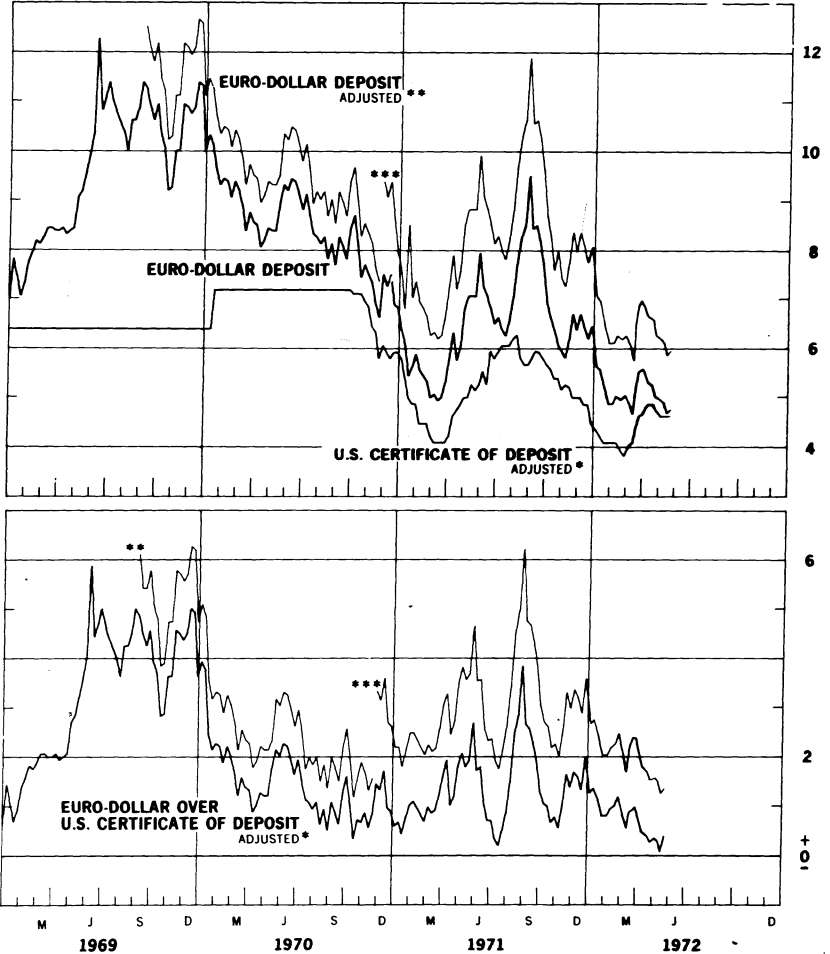
750

Chart 7B

NEW YORK-LONDON: COST OF U.S. DOLLAR FUNDS

3-MONTH DOLLAR DEPOSIT RATES—PRIMARY MARKET
Wednesday figures

Per cent per annum



* Adjusted for Reserve Requirement
 ** Adjusted for 10% Marginal Reserve Requirement
 *** Adjusted for 20% Marginal Reserve Requirement

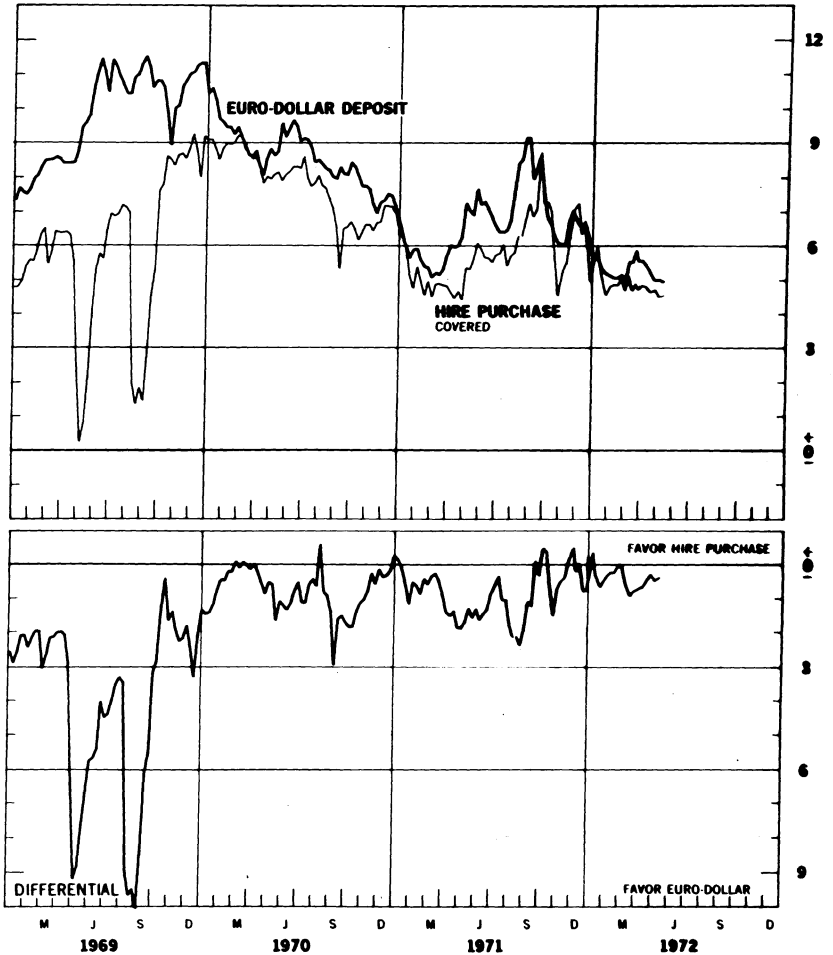
751

Chart 8A

LONDON: COVERED YIELDS ON U.S. DOLLAR FUNDS

HIRE PURCHASE AND EURO-DOLLAR RATES
Friday figures

Per cent per annum



752

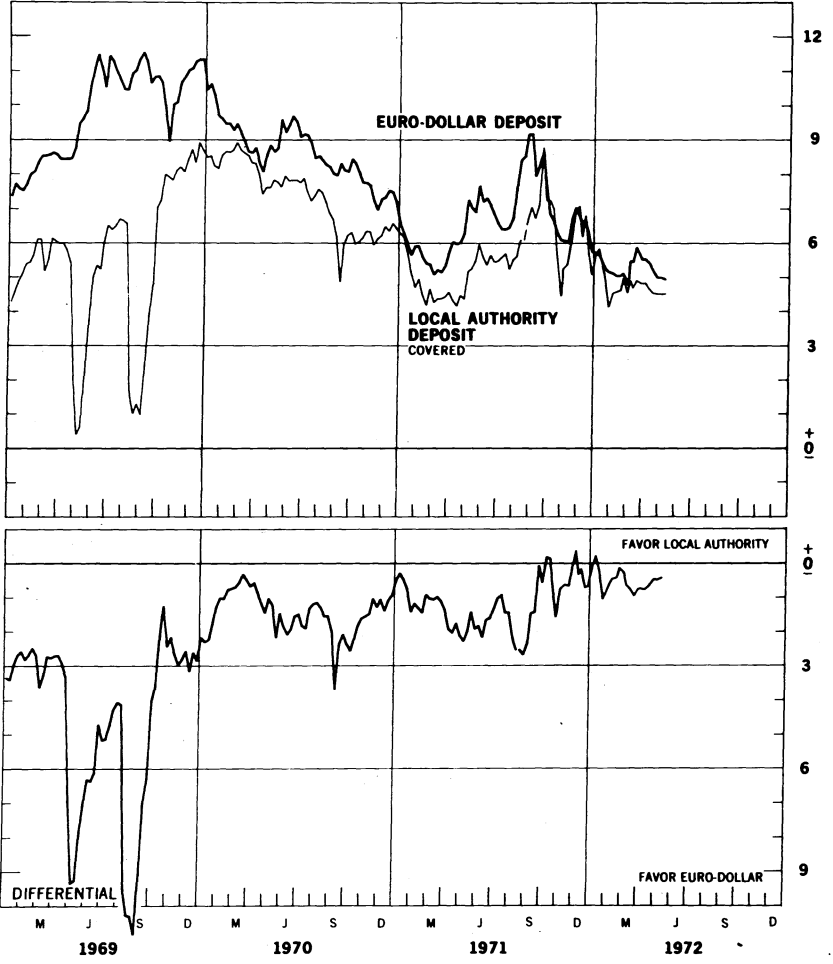
Chart 88

LONDON: COVERED YIELDS ON U.S. DOLLAR FUNDS

LOCAL AUTHORITY AND EURO-DOLLAR RATES

Friday figures

Per cent per annum



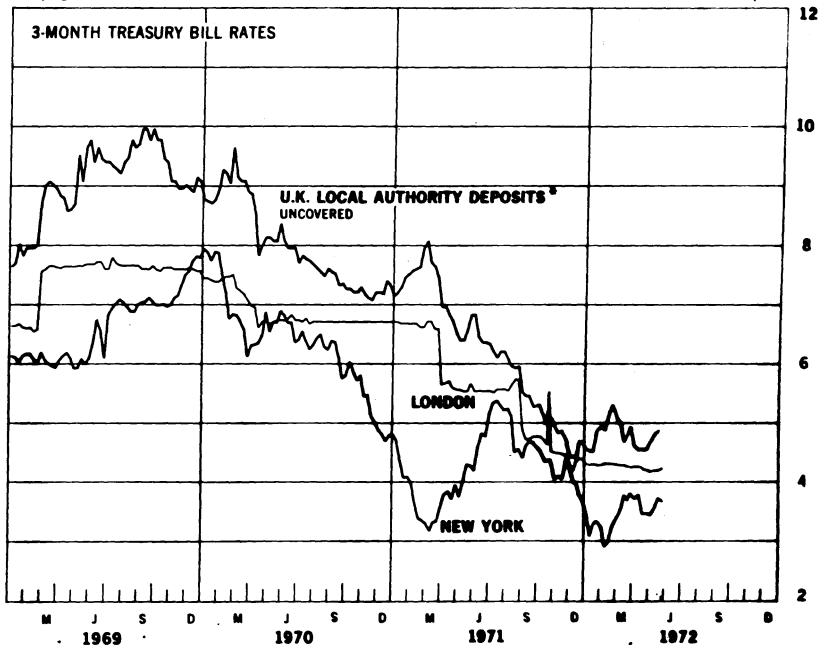
753

Chart 9A

INTEREST ARBITRAGE: UNITED STATES AND UNITED KINGDOM

Friday figures

Per cent per annum



* Plotted for comparison purposes

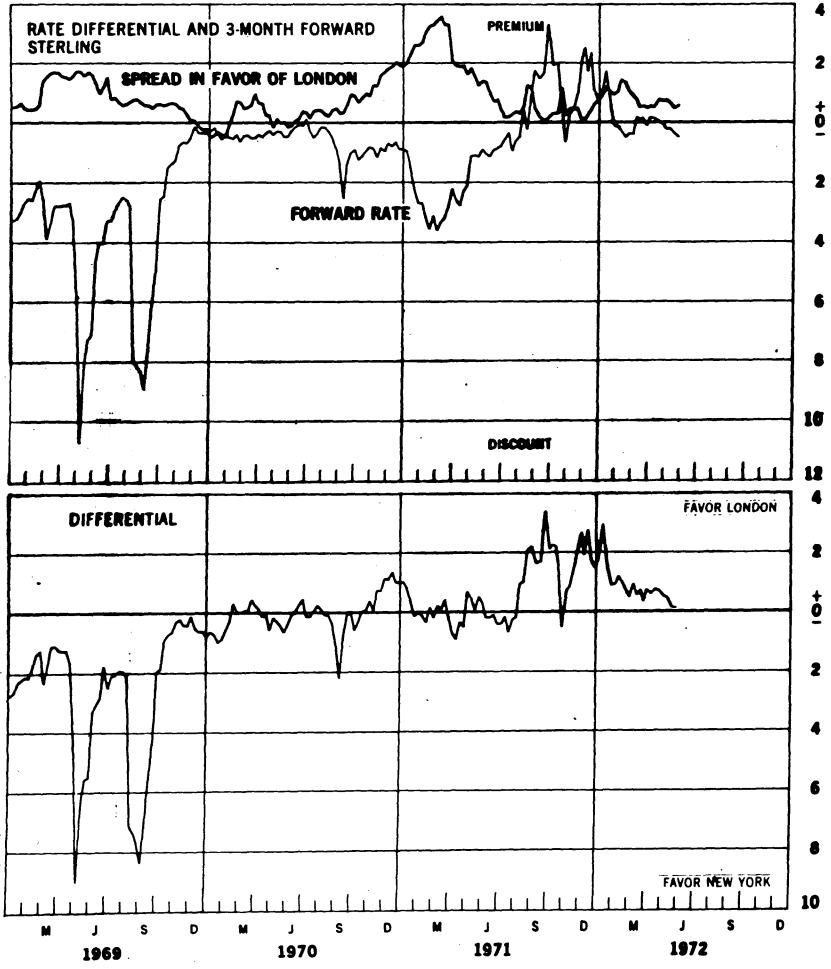
757

Chart 9B

INTEREST ARBITRAGE: UNITED STATES AND UNITED KINGDOM

Friday figures

Per cent per annum



735

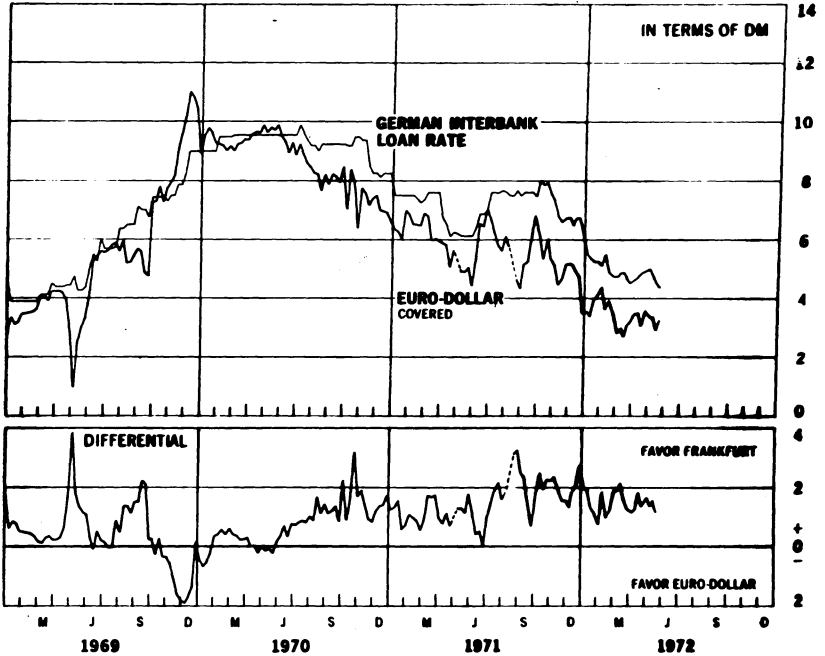
Chart 10A

3-MONTH FUNDS INTEREST ARBITRAGE: EURO-DOLLAR - GERMAN MARK

FRANKFURT INTERBANK LOAN RATE VS. LONDON EURO-DOLLAR RATE

Wednesday rates

Per cent per annum



--- No quotation .

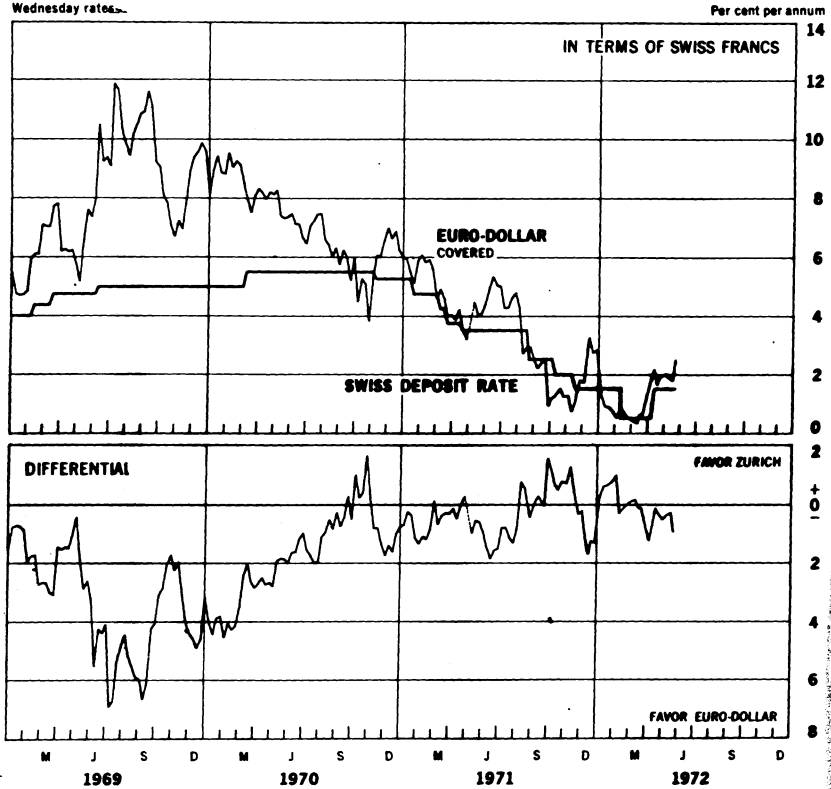
750

Chart 108

3-MONTH FUNDS INTEREST ARBITRAGE: EURO-DOLLAR - SWISS FRANC

ZURICH DEPOSIT RATE VS. LONDON EURO-DOLLAR RATE

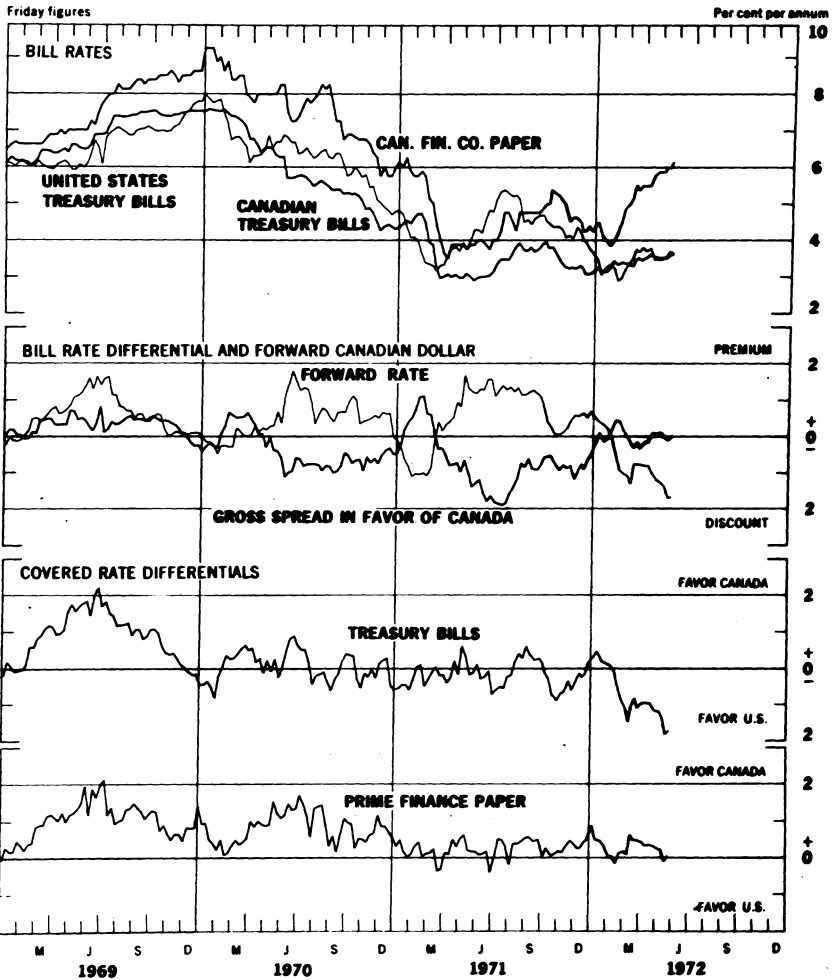
Wednesday rates



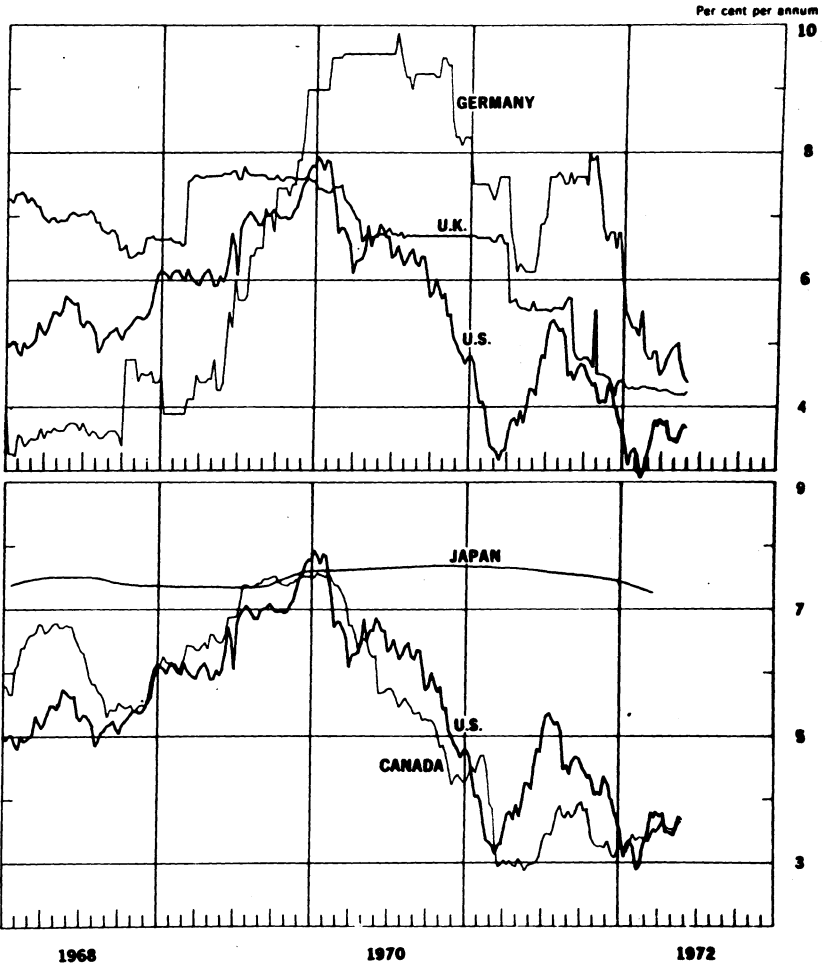
757

Chart 11

3-MONTH INTEREST ARBITRAGE: UNITED STATES - CANADA



SELECTED SHORT-TERM INTEREST RATES*

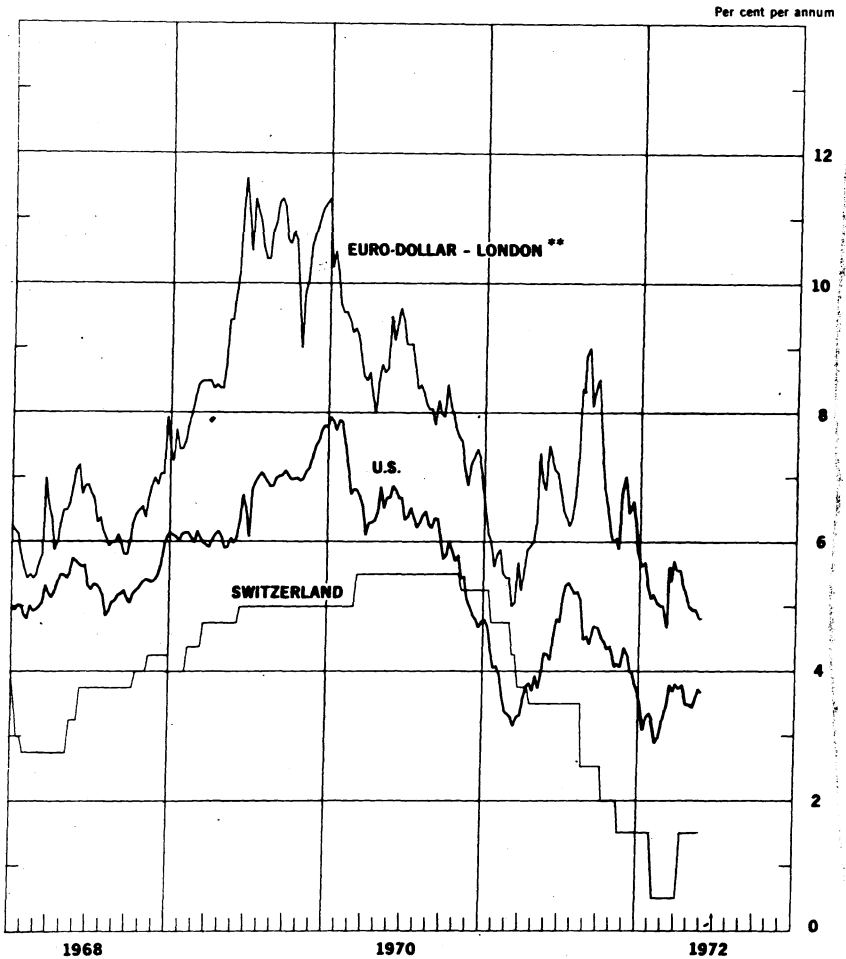


* 3-month treasury bill rates for all countries except Japan (Average rate on bank loans and discounts) and Germany (Interbank Loan Rate)

760

Chart 12B

SELECTED SHORT-TERM INTEREST RATES*



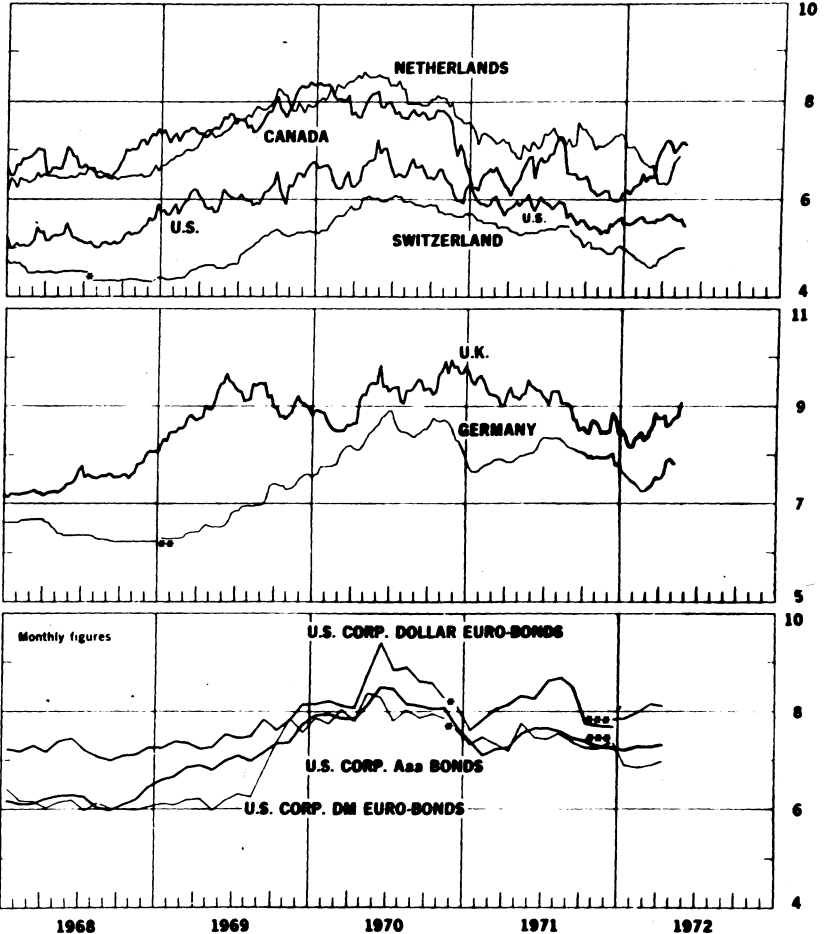
* 3-month treasury bill rate for U.S., Switzerland—3-month deposit rate.

** 3-month rate for U.S. dollar deposits in London.

LONG-TERM BOND YIELDS

Weekly figures

Per cent per annum



* New series for Switzerland starts 8-2-68, U.S. Corp. Dollar Euro-Bonds and U.S. Corp. DM Euro-Bonds starts 12-70.

** New-Average yield of all German P.A. Bonds begins 1-7-69.

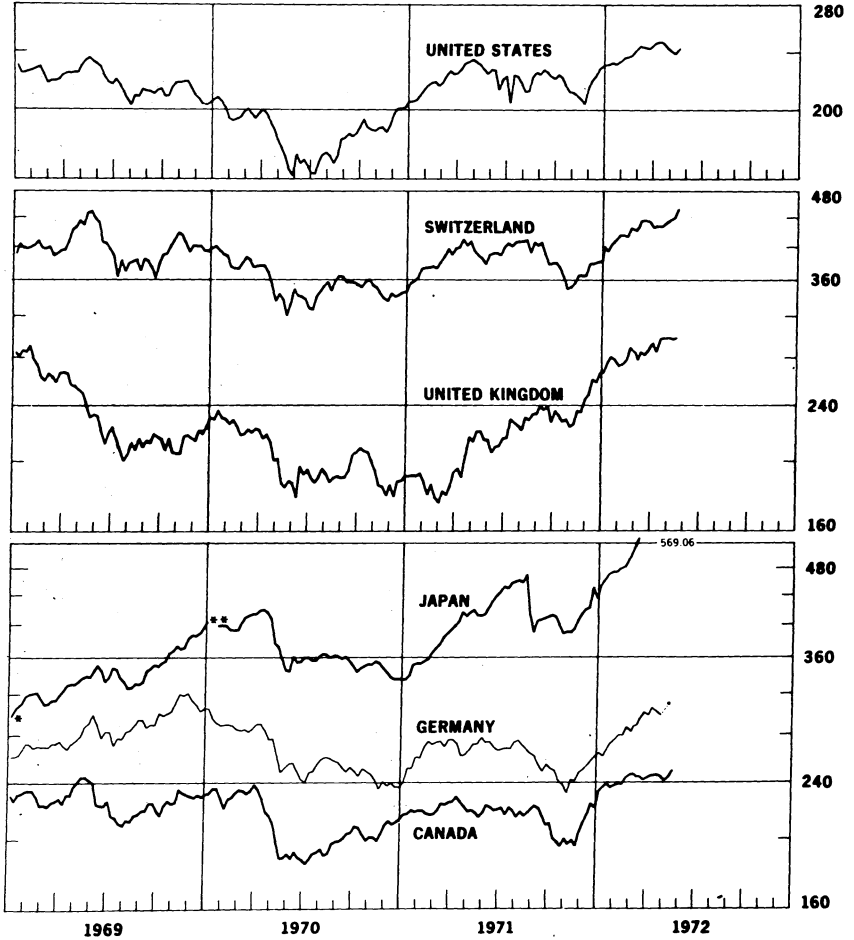
*** New series F starts 12-71.

702

CHART 14

INDUSTRIAL STOCK INDEXES

1958=100
Ratio scale



* Japan index of 225 industrial and other stocks traded on Tokyo exchange.

** Japan index of all industrial and other stocks traded on the first section of the Tokyo Stock Exchange.

783

H. 13
No. 560

IV. SELECTED CENTRAL BANK DISCOUNT RATES

Country	Current Rate	In Effect Since	Previous Rate	In Effect Since
E.E.C.:				
Belgium	4.0	March 2, 1972	4.5	Feb. 5, 1972
France	5.75	April 6, 1972	6.0	Jan. 13, 1972
Germany	3.0	Feb. 25, 1972	4.0	Dec. 23, 1971
Italy	4.0	April 10, 1972	4.5	Oct. 14, 1971
Netherlands	4.0	March 1, 1972	4.5	Jan. 6, 1972
Switzerland	3.75	Sept. 15, 1969	3.0	July 10, 1967
United Kingdom	5.0	Sept. 3, 1971	6.0	Apr. 1, 1971
Canada	4.75	Oct. 25, 1971	5.25	Feb. 24, 1971
Japan	4.75	Dec. 29, 1971	5.25	July 28, 1971
United States	4.50	Dec. 13, 1971	4.75	Nov. 11, 1971

LATEST FIGURES PLOTTED ON THE CHARTS

Chart	Panel	Series	Date	Rate
1A	Upper	Swiss franc	May 26	-0.490
		U.K. pound	"	+0.270
	Lower	French franc	"	+2.120
		Japanese yen	"	+1.210
1B	Upper	Belgian franc	"	+2.030
		Italian lire	"	-0.040
	Lower	Canadian dollar Actual rate	"	101.47
		German mark	"	+1.350
		Dutch guilder	"	+1.060
2A		German mark	"	+1.62
		Swiss franc	"	+2.30
		U.K. pound	"	-0.48
2B	Upper	Dutch guilder	"	+2.35
		Canadian dollar	"	-1.78
		French franc	"	-0.37
	Lower	Japanese yen		n. a.
3A		German mark	May 26	+2.05
		U.S. dollar	"	+0.32
3B		Swiss franc	"	+2.25
		French franc	"	+0.15
4		Gold price, U.S. dollar per ounce	"	57.36
5A	Upper	Overnight Euro-\$ deposits	May 24	3.64
		Federal Funds	"	4.24
	Middle	Differential	"	-0.60
	Lower	Euro-currencies:		
		Euro DM	May 19	1.38
	Euro Swiss Fr.	"	0.75	
5B	Upper	Japan, Unconditional Money	May 12	4.75
		U.K., 2-day Local Author. Depts.	May 19	4.75
		Canada, Day-to-day Loans	May 24	3.63
	Lower	France, Day-to-Day Money	May 19	5.00
		Germany, Call Money	May 26	2.50
		Netherlands. Call Money	May 5	1.11

735

Chart	Panel	Series	Date	Rate
6A		Euro-\$ 7-day Rate	May 26	4.12
		Euro-\$ 1-month Rate	"	4.31
6B		Euro-\$ 3-month Rate	"	4.81
		Euro-\$ 6-month Rate	"	5.38
7A	Upper	Euro-\$ 3-month Deposits	May 24	4.75
		U.S. Certificate of Deposits	"	4.42
	Lower	Differential	"	+0.33
7B	Upper	Euro-\$ 3-month Deposits	"	4.75
		Euro-\$ 3-month Deposits (Adj.)	"	5.94
		U.S. Certificate of Deposits (Adj.)	"	4.61
	Lower	Differential: on Adj. Euro-\$ Deposits	"	+1.33
		on Unadj. Euro-\$ Deposits	"	+0.37
8A	Upper	Euro-\$ 3-month Deposits	May 12	4.94
		Hire Purchase Deposits (covered)	"	4.55
	Lower	Differential	"	-0.39
8B	Upper	Euro-\$ 3-month Deposits	"	4.94
		Local Authority Deposits (covered)	"	4.52
	Lower	Differential	"	-0.42
9A		U.S. Treasury Bill rate	May 26	3.67
		U.K. Treasury Bill rate	"	4.24
		Local Authority Deposit (uncovered)	May 19	4.88
9B	Upper	Spread (+= favor London)	May 26	+0.57
		3-month Forward Pound	"	-0.49
	Lower	Net Incentive (+= favor London)	"	+0.08

File

IV - 4

Chart	Panel	Series	Date	Rate
10A	Upper	Euro-\$ Deposits (covered)	May 24	3.24
		German Interbank Loan rate	"	4.38
	Lower	Differential	"	+1.14
10B	Upper	Euro-\$ Deposits (covered)	"	2.47
		Swiss Deposit rate	"	1.50p
	Lower	Differential	"	-0.97
11	Upper	Canadian Finance Paper	May 26	6.13
		U.S. Treasury Bill rate	"	3.67
		Canadian Treasury Bill rate	"	3.66
		U.S. Prime Finance paper (not plotted)	"	4.38
	Second	Bill rate differential	"	-0.01
		Forward Canadian dollar	"	-1.72
	Third	Net incentive on bills	"	-1.73
	Bottom	Net incentive on Finance Paper	"	+0.03
12A	Upper	U.K. Treasury Bill rate	May 26	4.24
		U.S. Treasury Bill rate	"	3.67
		German Interbank Loan rate	May 24	4.38
	Lower	Japanese Average rate	March	7.273
		Canadian Treasury Bill rate	May 26	3.66
		U.S. Treasury Bill rate	"	3.67
12B		Euro-\$ Deposits	"	4.81
		Swiss 3-month Deposit rate	"	1.50p
		U.S. Treasury Bill rate	"	3.67

767

Chart	Panel	Series	Date	Rate
13	Upper	Netherlands	May 5	6.83
		Canada	May 24	7.08
		United States	"	5.43
		Switzerland	May 12	4.99
	Middle	* Germany	May 5	7.82
		United Kingdom	May 19	9.07
	Lower	U.S. Corp. Dollar Euro-bonds Series F	April	8.11
		U.S. Corp. DM Euro-bonds "	"	6.97
U.S. Corp. Aaa bonds		"	7.30	
14	Upper	Switzerland	May 19	452.4
		Germany	May 15	309.4
		United States	May 19	243.74
	Middle	United Kingdom	"	298.93
		Canada	May 18	249.17
	Lower	** Japan	May 13	569.06
		United States	May 19	243.74

* New - Average yield of ALL German Public Authorities bonds made as of banking key days.

** Beginning week ended September 5, 1970, the Japanese index plotted is that of all industrial and other stocks on the First Section of the Tokyo Stock Exchange.