

March 15, 1972 No. 549

360

H-13 Division of International Finance European and British Commonwealth Section

---



(Bd. of Gov. ...  
H. B.

# SELECTED INTEREST & EXCHANGE RATES FOR MAJOR COUNTRIES & THE U.S.

WEEKLY SERIES OF CHARTS

---

BOARD OF GOVERNORS OF THE FEDERAL RESERVE SYSTEM

---

**TABLE OF CONTENTS**

**PART I. EXCHANGE RATES AND GOLD PRICES**

- Chart 1A and B - Spot Exchange Rates, Major Currencies against U.S. Dollar
- Chart 2A and B - 3-Month Forward Exchange Rates, Major Currencies against U.S. Dollar
- Chart 3A and B - 3-Month Forward Exchange Rates, Major Currencies against U.K. Pound
- Chart 4 - Gold Price in London

**PART II. SHORT-TERM INTEREST RATES**

- Chart 5 - Call Money Rates
- Chart 6A and B - London: Euro-\$ Deposit Rates
- Chart 7A and B - New York - London: Yields on U.S. Dollar Funds
- Chart 8A and B - London: Covered Yields on U.S. Dollar Funds
- Chart 9A and B - Interest Arbitrage: United States-United Kingdom
- Chart 10A and B - Interest Arbitrage: U.S.-Germany and U.S.-Switzerland
- Chart 11 - Interest Arbitrage: United States-Canada
- Chart 12A and B - Selected Short-term Interest Rates

**PART III. LONG-TERM INTEREST RATES AND STOCK INDICES**

- Chart 13 - Long-Term Bond Yields
- Chart 14 - Industrial Stock Indices

**PART IV. SELECTED CENTRAL BANK DISCOUNT RATES AND LATEST FIGURES PLOTTED ON THE CHARTS**

**NOTE:** This series is a continuation of the CAPITAL MARKETS DEVELOPMENTS ABROAD, which was published under that title through December 31, 1968. The changes in the format and order of the charts are explained in the Supplement to the series, which accompanied issue dated January 1, 1969. All series and their sources are fully described in a Supplement dated January 1, 1972.

---

362

Chart 1A

### SPOT EXCHANGE RATES - MAJOR CURRENCIES AGAINST U.S. DOLLAR

Weekly averages

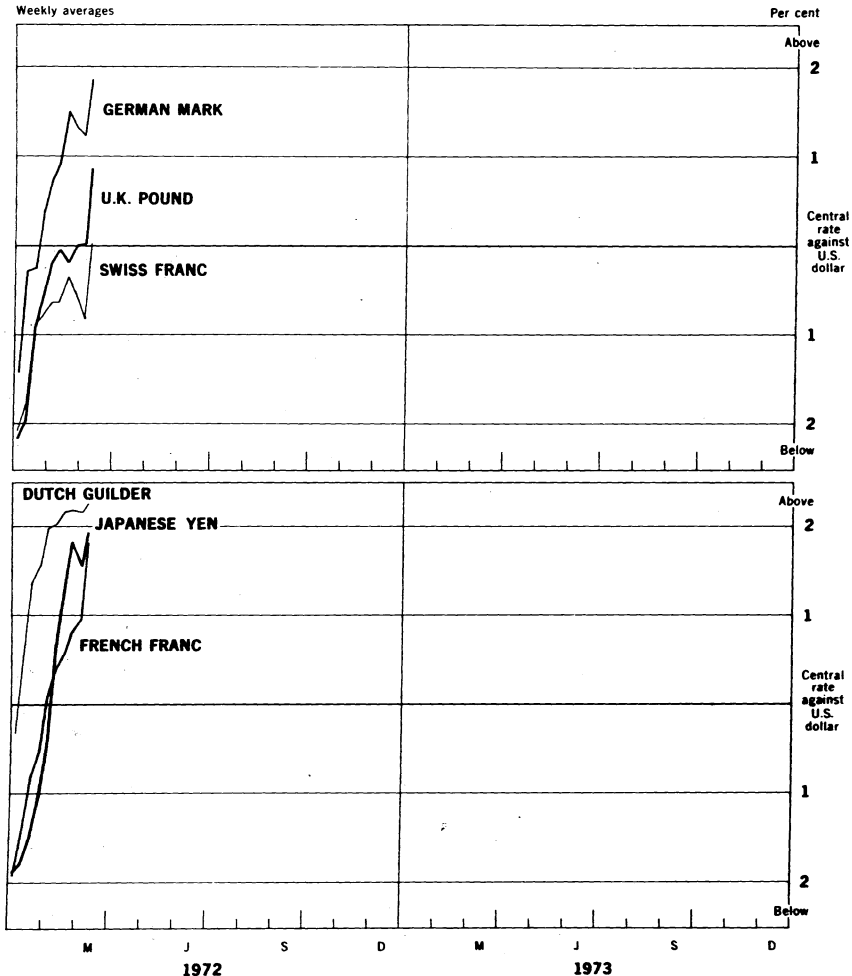


Chart 16

### SPOT EXCHANGE RATE - MAJOR CURRENCIES AGAINST U.S. DOLLAR

Weekly averages

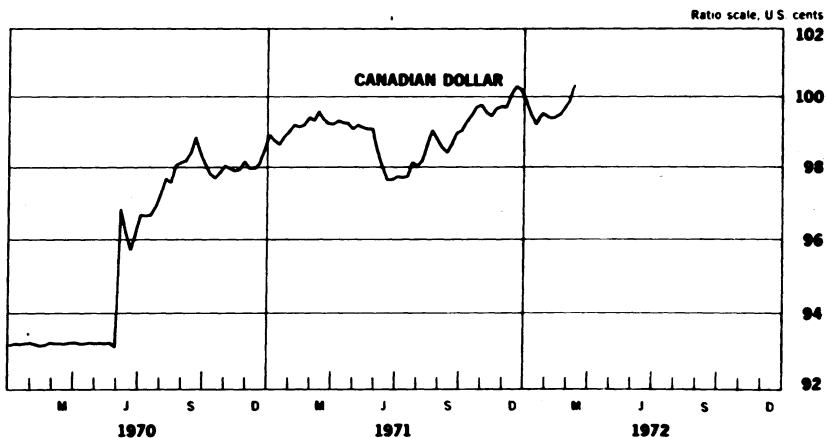
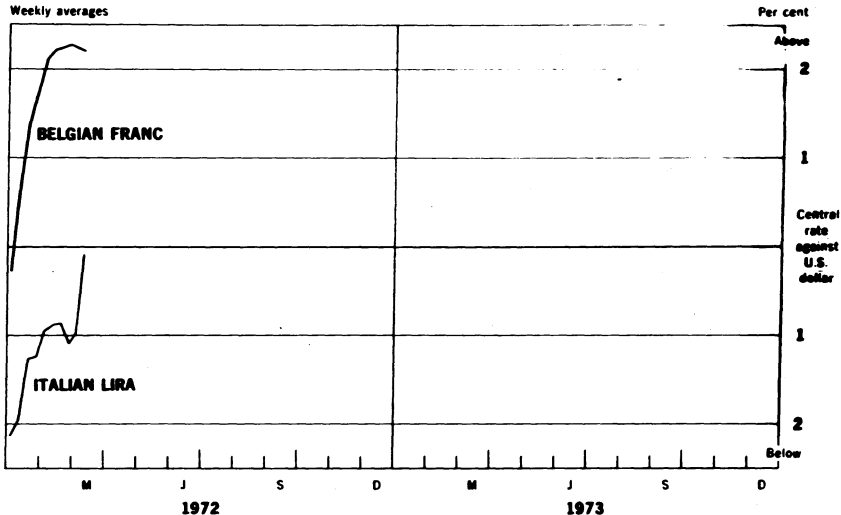
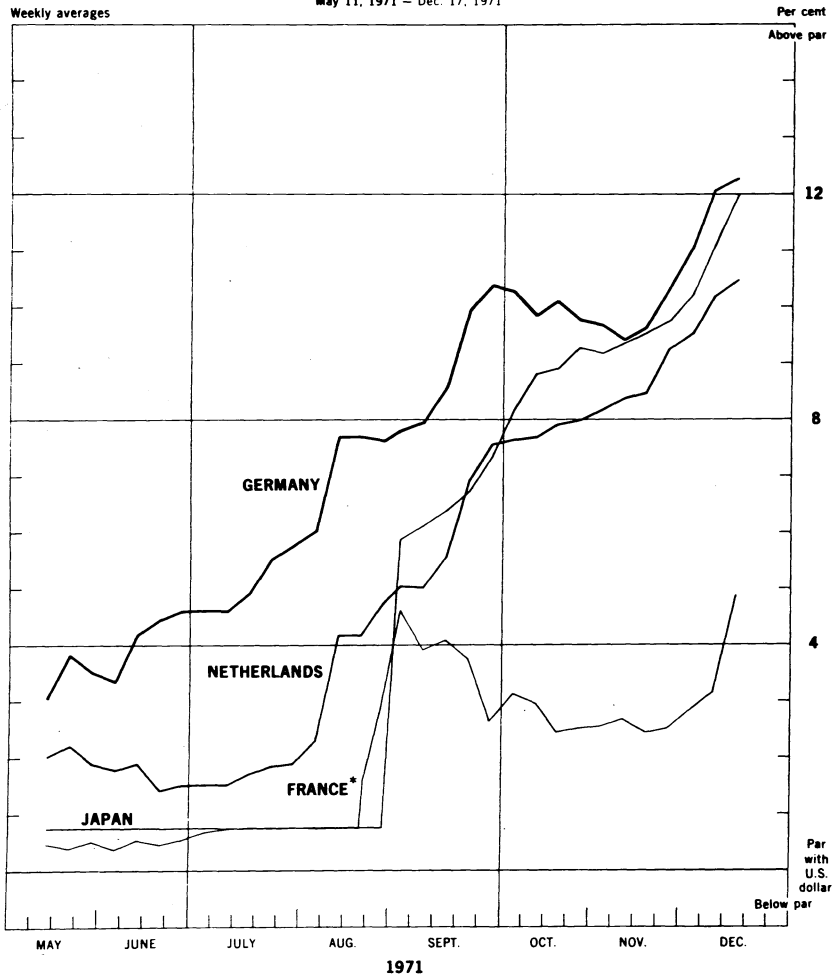


Chart 1C

# SPOT EXCHANGE RATES - MAJOR CURRENCIES AGAINST U.S. DOLLAR

Weekly averages

May 11, 1971 - Dec. 17, 1971



\* Financial franc

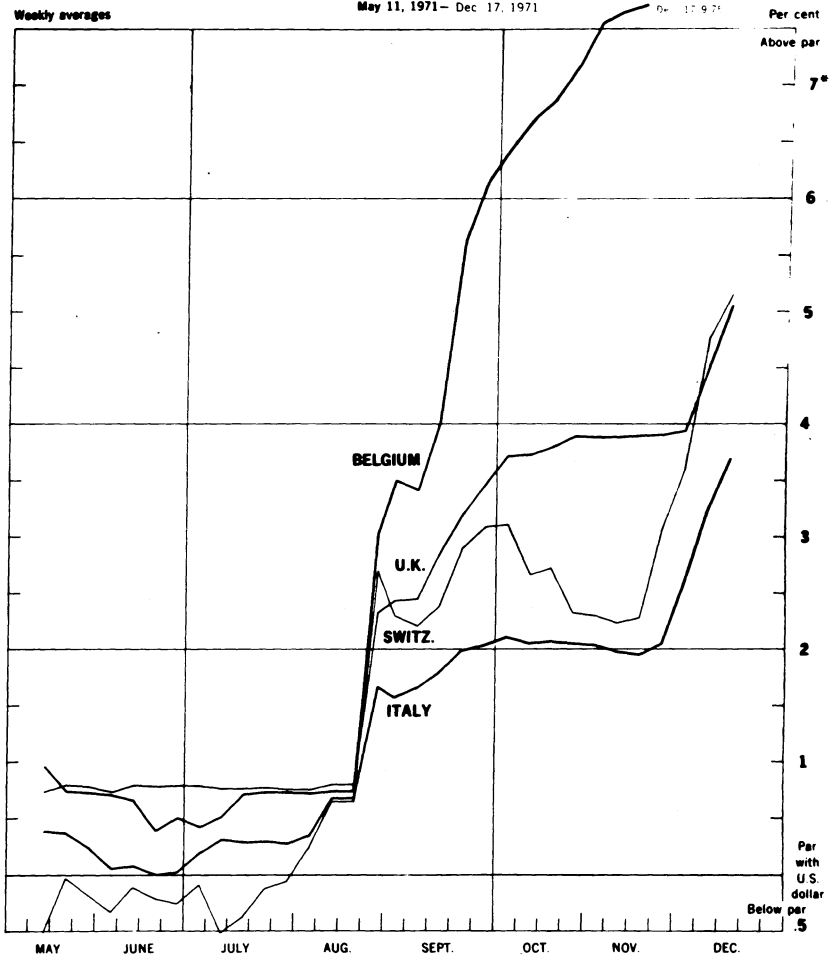
Chart 1D

# SPOT EXCHANGE RATES - MAJOR CURRENCIES AGAINST U.S. DOLLAR

Weekly averages

May 11, 1971 - Dec 17, 1971

Dec 17, 1971



\*For clarity the vertical scale is double that used in 1C

1971

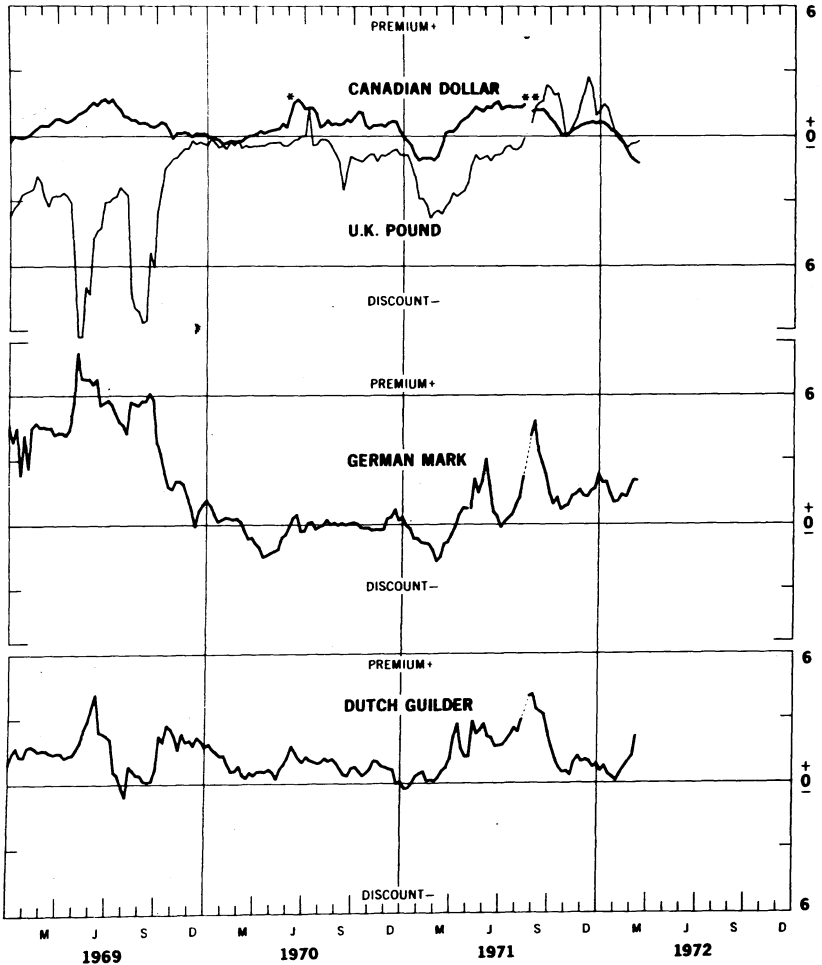
200

Chart 2A

### 3-MONTH FORWARD EXCHANGE - MAJOR CURRENCIES AGAINST U.S. DOLLAR

Weekly averages

Per cent per annum



\* Canadian Dollar Rate not supported by Bank of Canada.

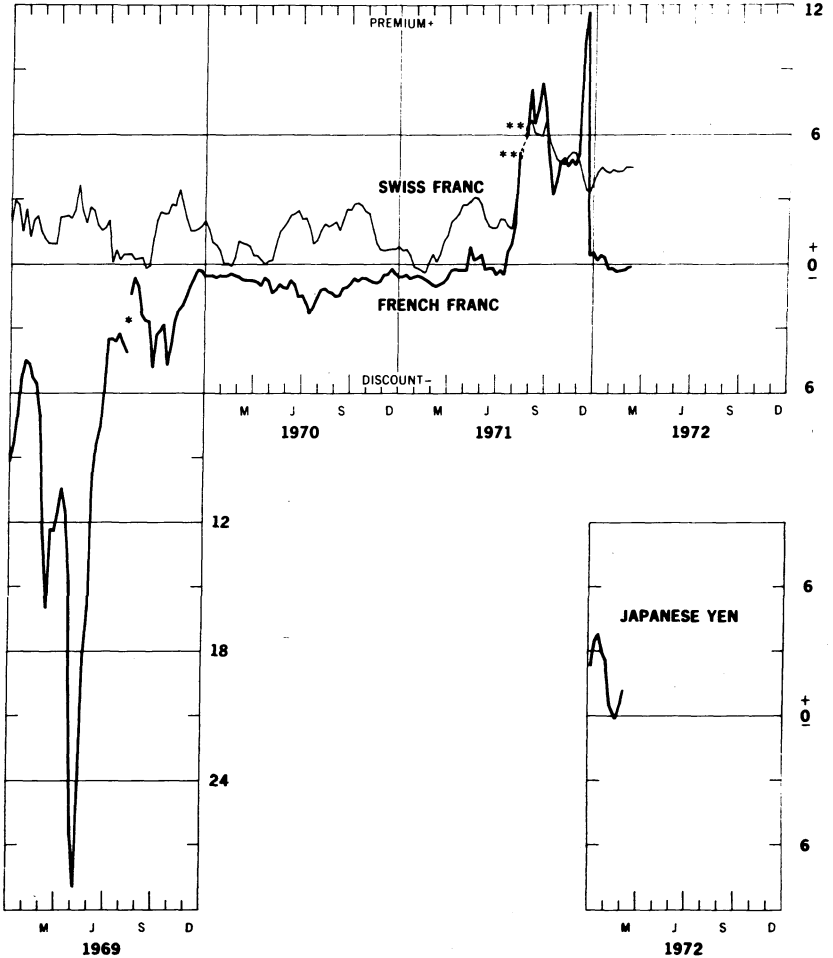
\*\* No quotation.

Chart 2B

### 3-MONTH FORWARD EXCHANGE - MAJOR CURRENCIES AGAINST U.S. DOLLAR

Weekly averages

Per cent per annum



\* Devaluation of the French franc from 4.94 to 5.55 for \$1.00.  
 \*\* No quotation



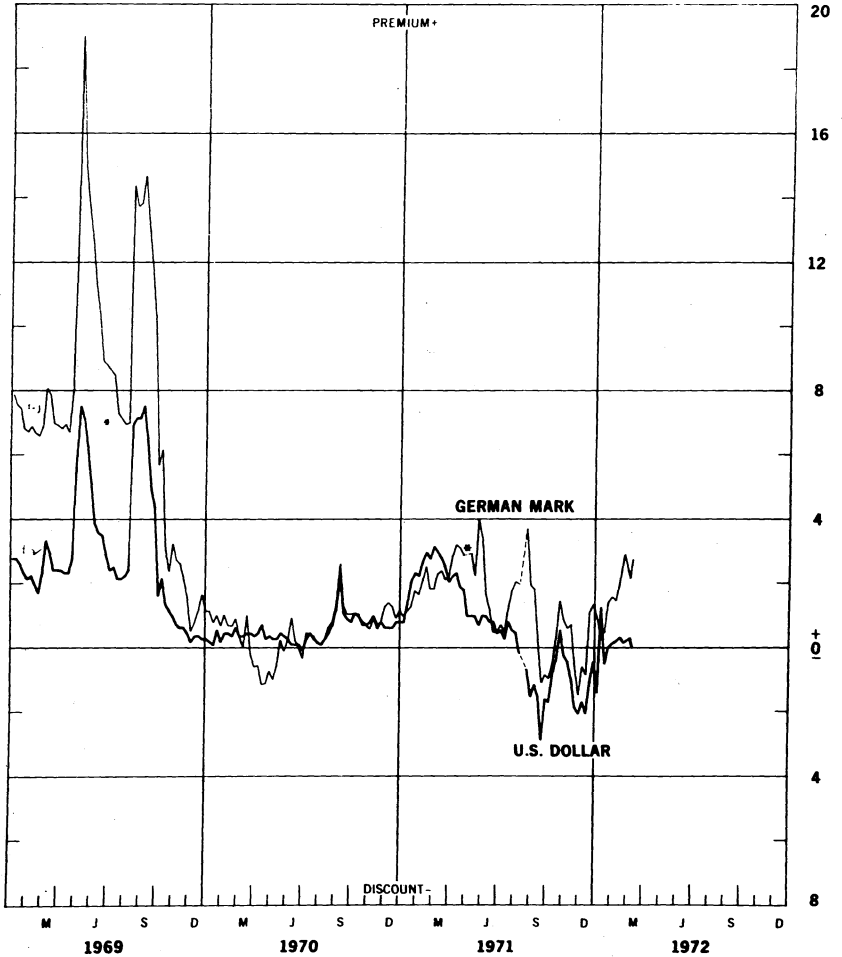
468

Chart 3A

### 3-MONTH FORWARD EXCHANGE - MAJOR CURRENCIES AGAINST U.K. POUND

Friday figures

Per cent per annum



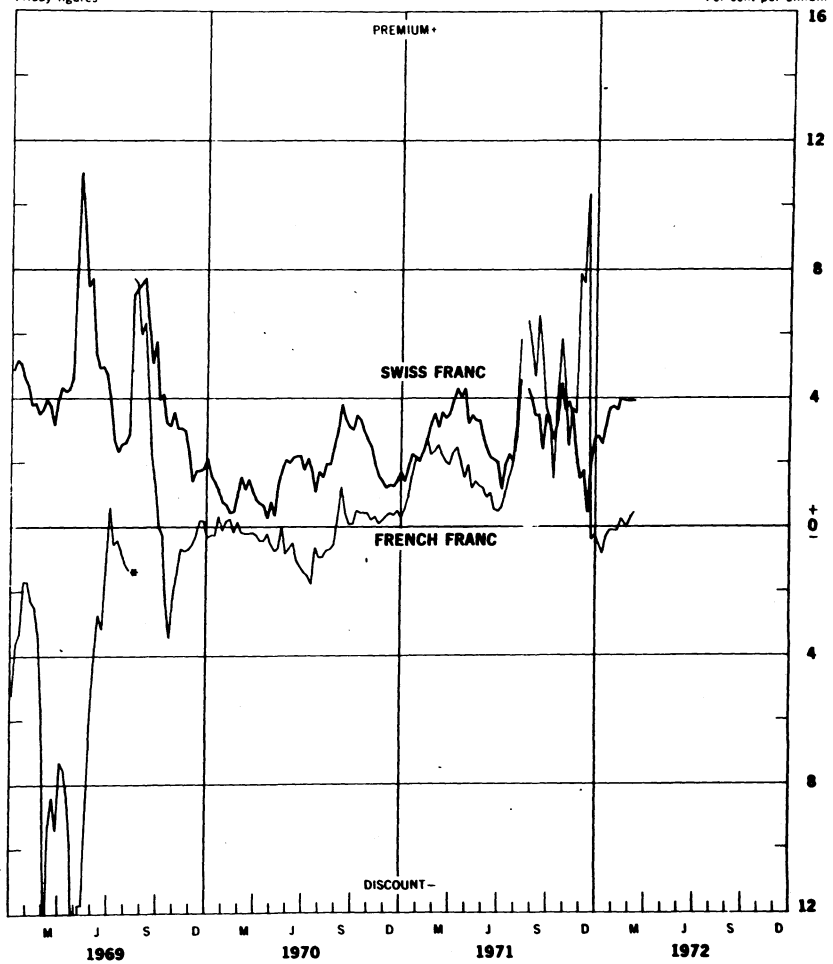
\* No quotation.

Chart 3B

### 3-MONTH FORWARD EXCHANGE - MAJOR CURRENCIES AGAINST U.K. POUND

Friday figures

Per cent per annum



\* Devaluation of the French franc from 4.94 to 5.55 for \$1.00

Chart 4

### GOLD PRICE IN LONDON, 12.5 Kg BARS

Week's average of afternoon fixings

U.S. dollar equivalent per fine ounce

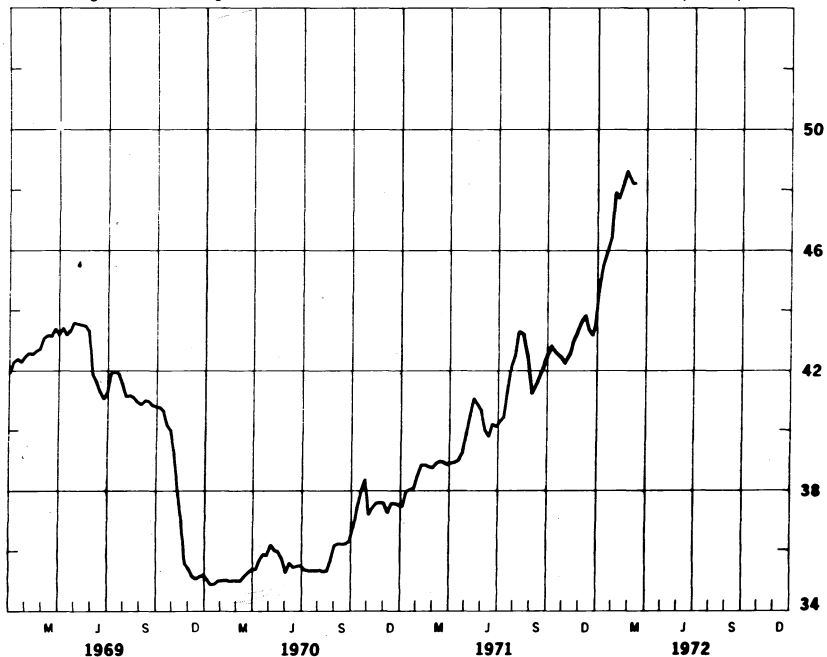


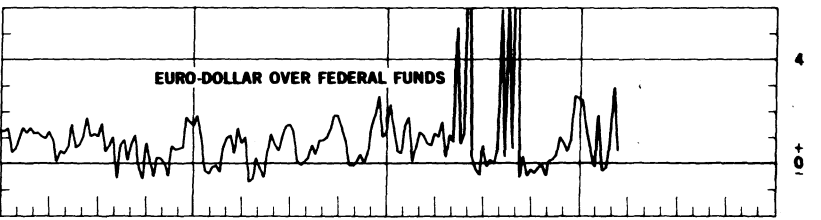
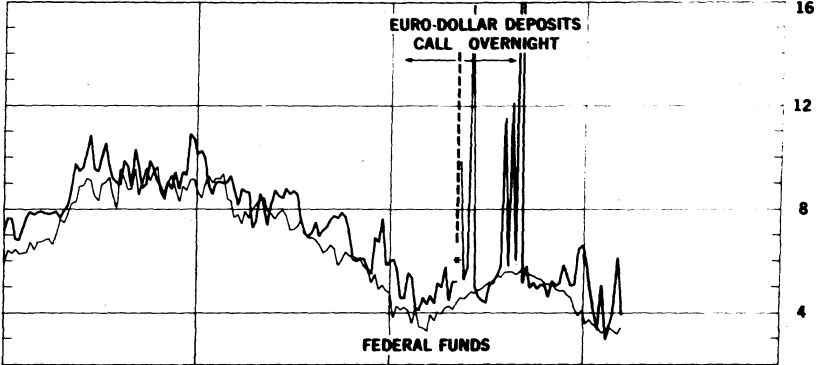
CHART 5A

### CALL MONEY RATES

DOLLAR FUNDS

Weekly averages

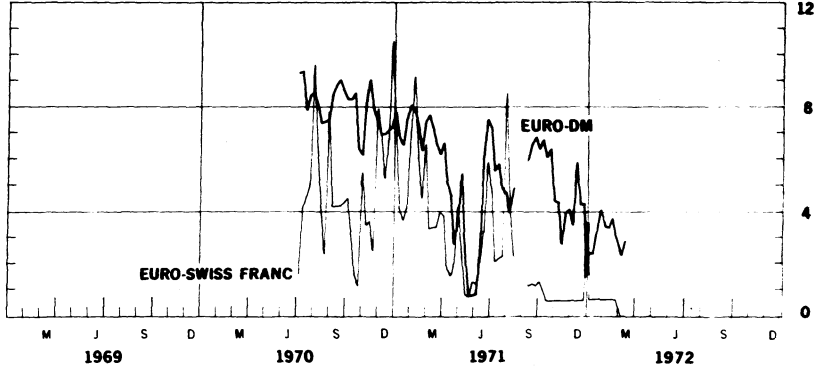
Per cent per annum



### EURO-CURRENCIES

Weekly averages

Per cent per annum



\* May 10, 1971 - Changed to Overnight Euro \$ Deposits

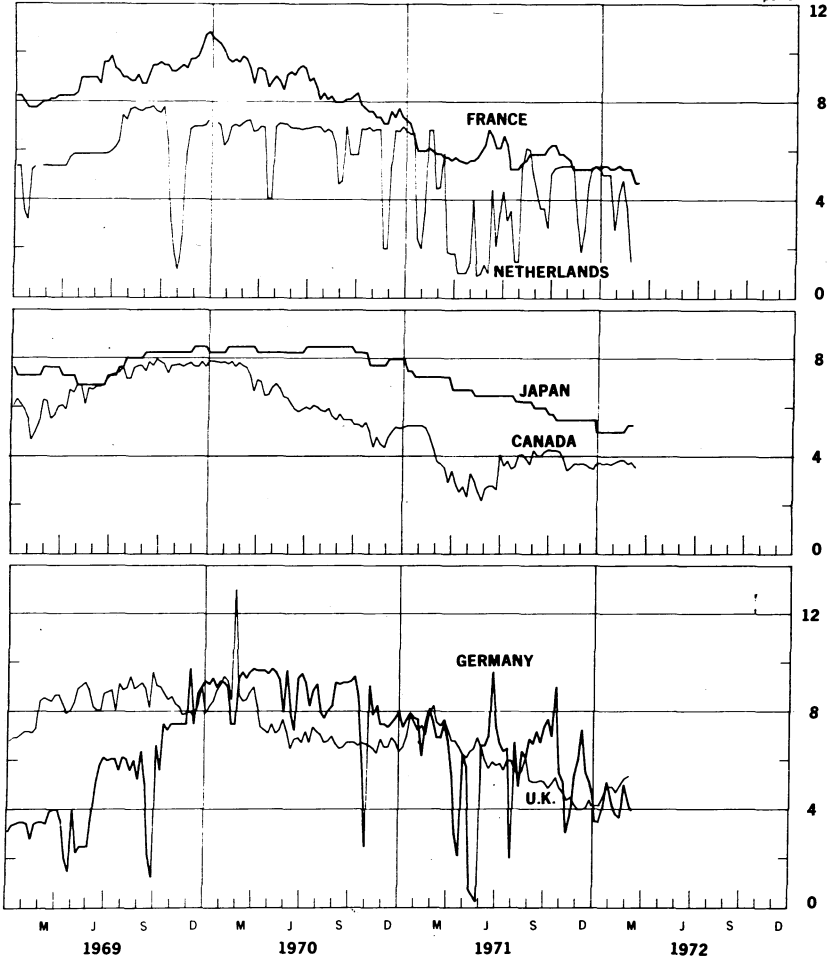
372

Chart 5B

### CALL MONEY RATES

SELECTED FOREIGN AND EEC CURRENCIES  
Friday figures

Per cent per annum  
12  
8  
4  
0



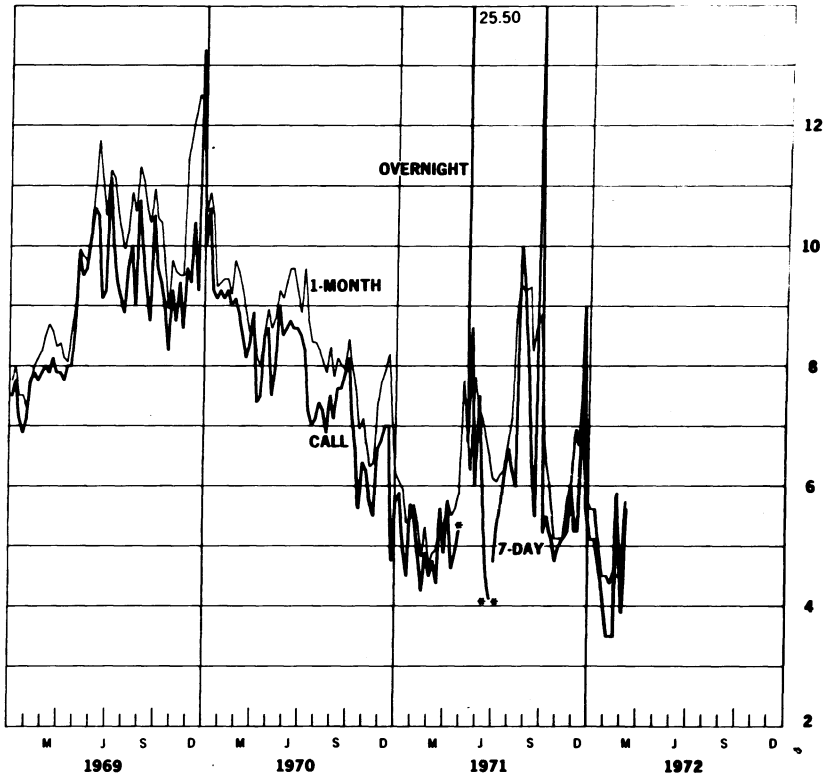
France, Day-to-day Money, Netherlands, Call Money, weekly average. Japan, Unconditional Money;  
Canada, Day-to-day Loans, weekly average; Germany, Call Money, U.K., 2-day Local Authority Deposits

Chart 6A

# LONDON: EURO-DOLLAR DEPOSIT RATES

Friday figures

Per cent per annum



\* May 12/71—changed to Overnight Euro-Dollar Deposits

\*\* July 1—changed to 7-Day Euro-Dollar

Chart 6B

# LONDON: EURO-DOLLAR DEPOSIT RATES

Friday figures

Per cent per annum

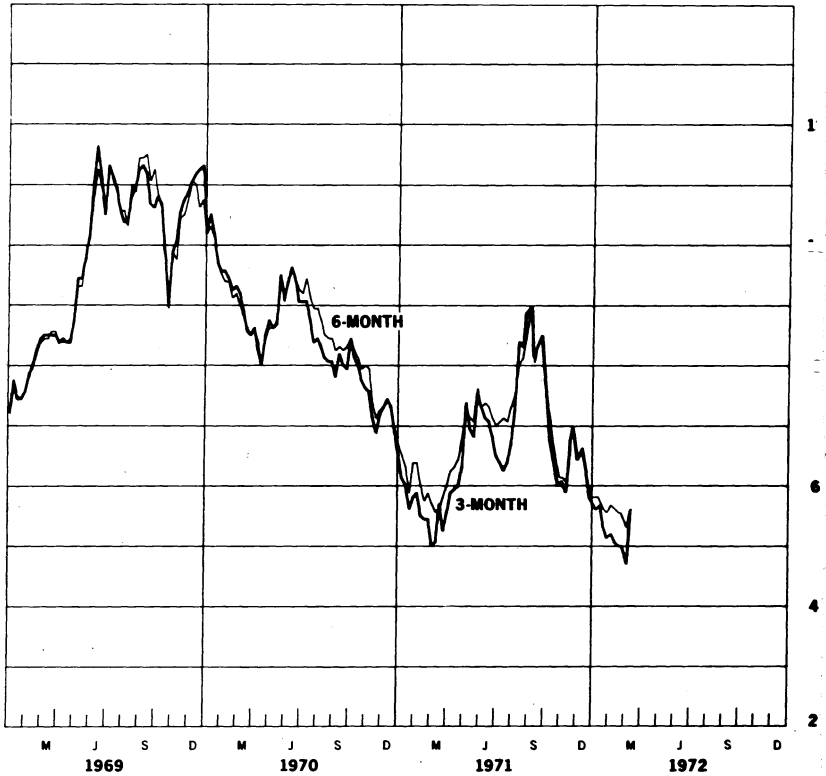


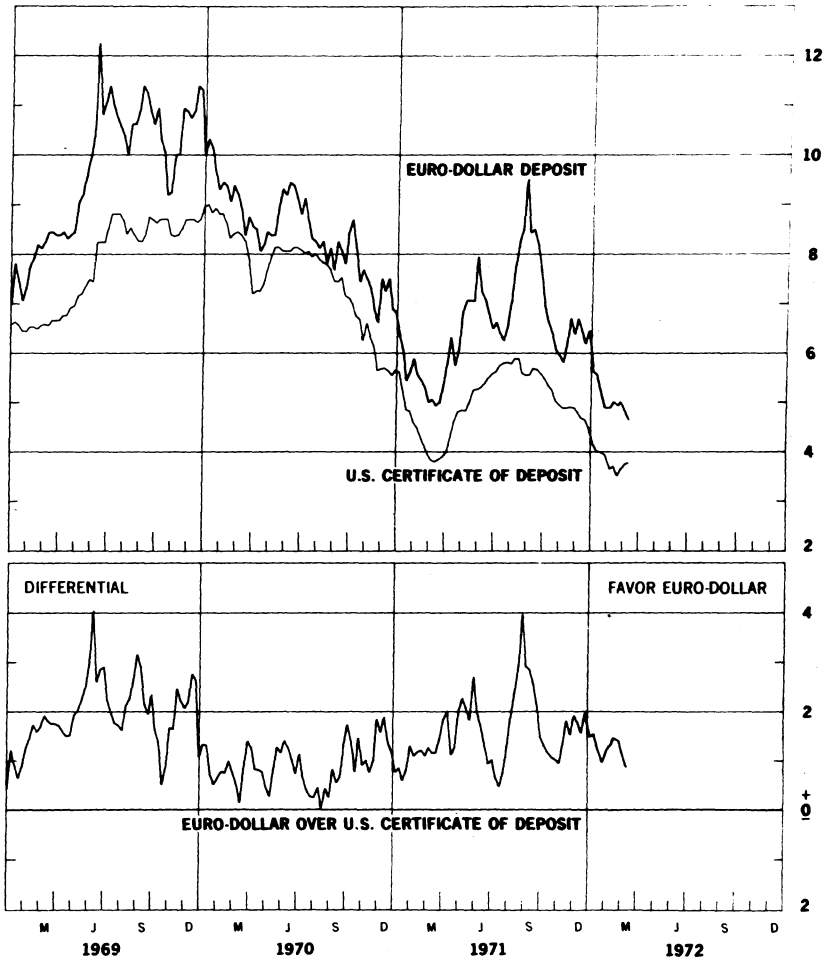
Chart 7A

### NEW YORK-LONDON: YIELDS ON U.S. DOLLAR FUNDS

3-MONTH DOLLAR DEPOSIT RATES—SECONDARY MARKET

Wednesday figures

Per cent per annum





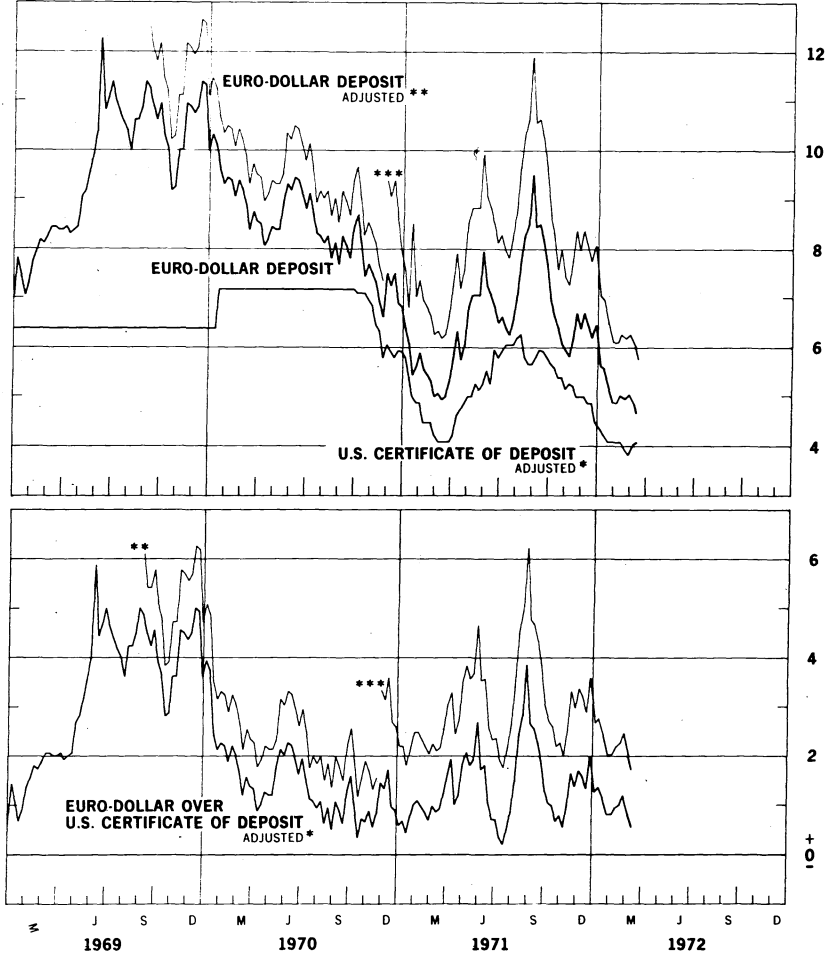
376

Chart 7B

### NEW YORK-LONDON: COST OF U.S. DOLLAR FUNDS

3-MONTH DOLLAR DEPOSIT RATES—PRIMARY MARKET  
Wednesday figures

Per cent per annum

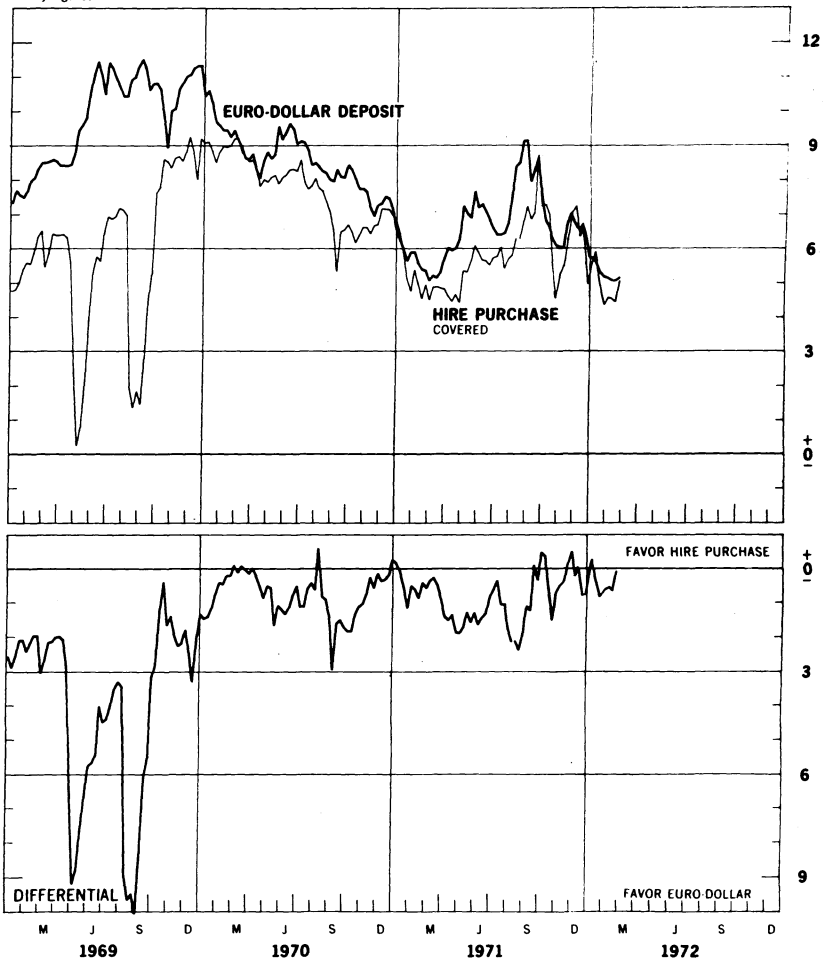


\* Adjusted for Reserve Requirement  
 \*\* Adjusted for 10% Marginal Reserve Requirement  
 \*\*\* Adjusted for 20% Marginal Reserve Requirement

**LONDON: COVERED YIELDS ON U.S. DOLLAR FUNDS**

HIRE PURCHASE AND EURO-DOLLAR RATES  
Friday figures

Per cent per annum



57

Chart 8B

### LONDON: COVERED YIELDS ON U.S. DOLLAR FUNDS

LOCAL AUTHORITY AND EURO-DOLLAR RATES

Friday figures

Per cent per annum

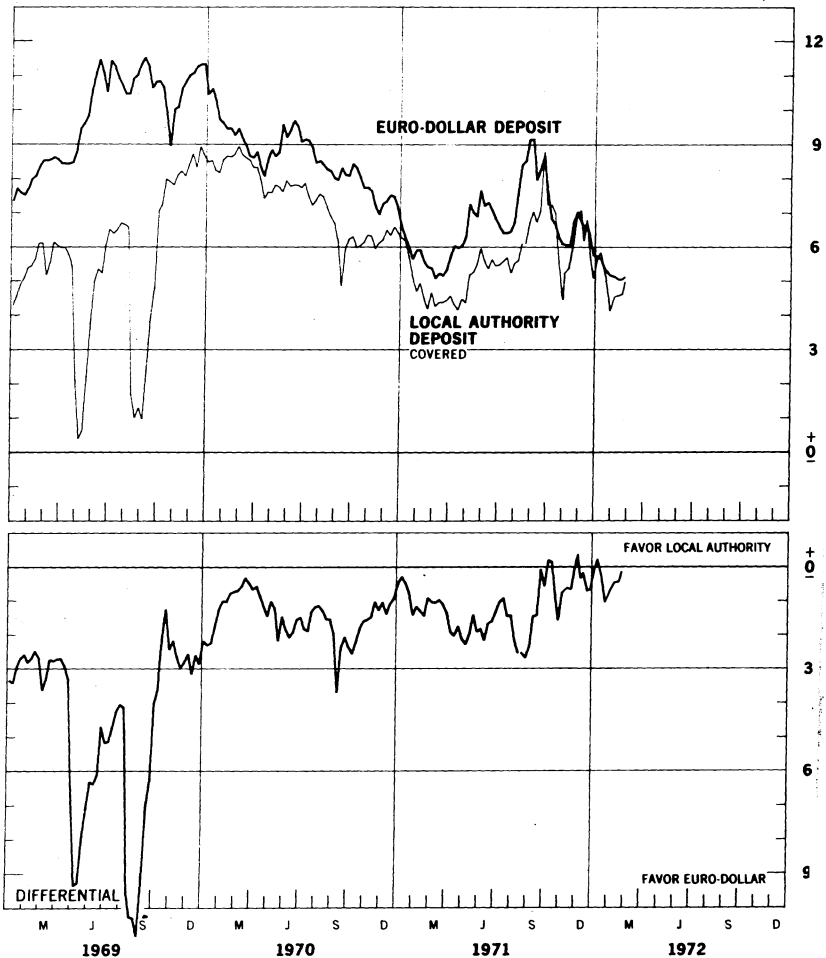
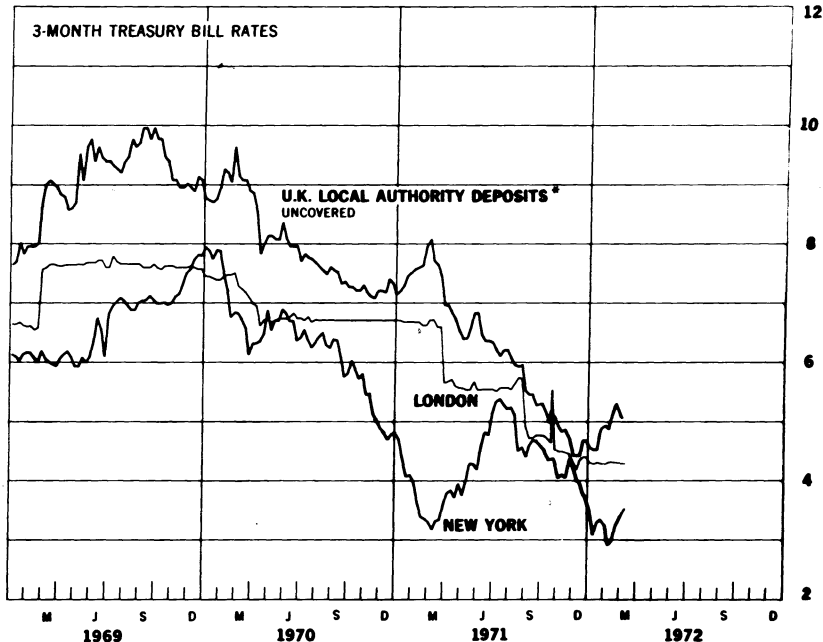


Chart 9A

### INTEREST ARBITRAGE: UNITED STATES AND UNITED KINGDOM

Friday figures

Per cent per annum



\* Plotted for comparison purposes

380

Chart 9B

### INTEREST ARBITRAGE: UNITED STATES AND UNITED KINGDOM

Friday figures

Per cent per annum

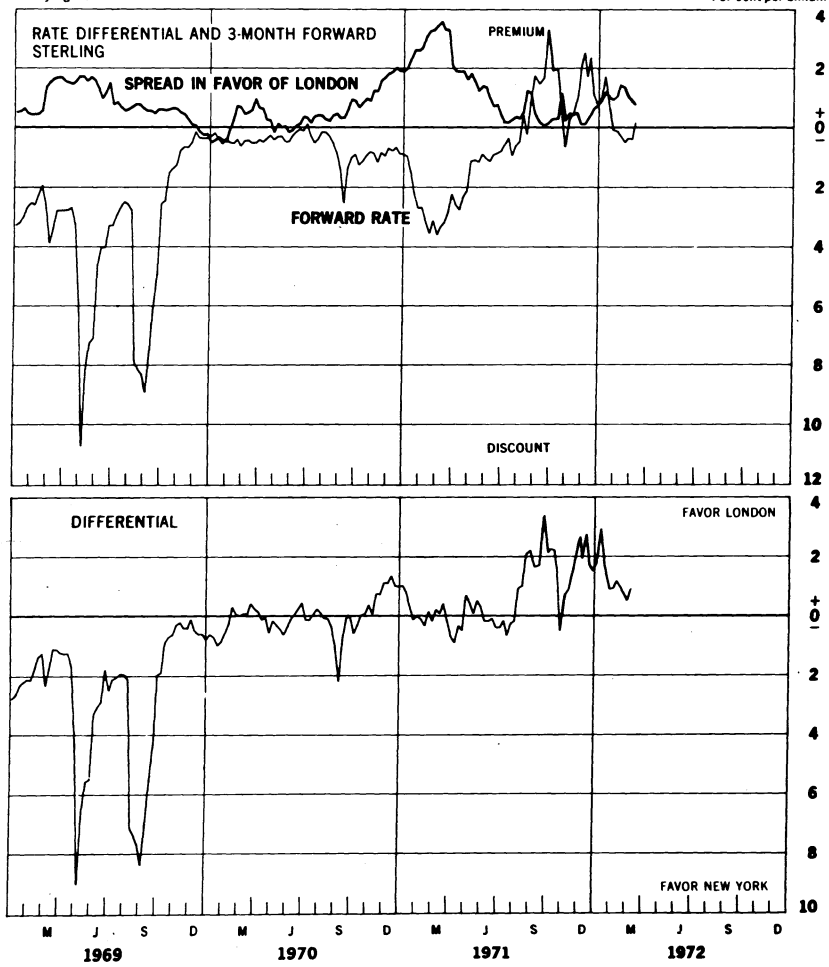


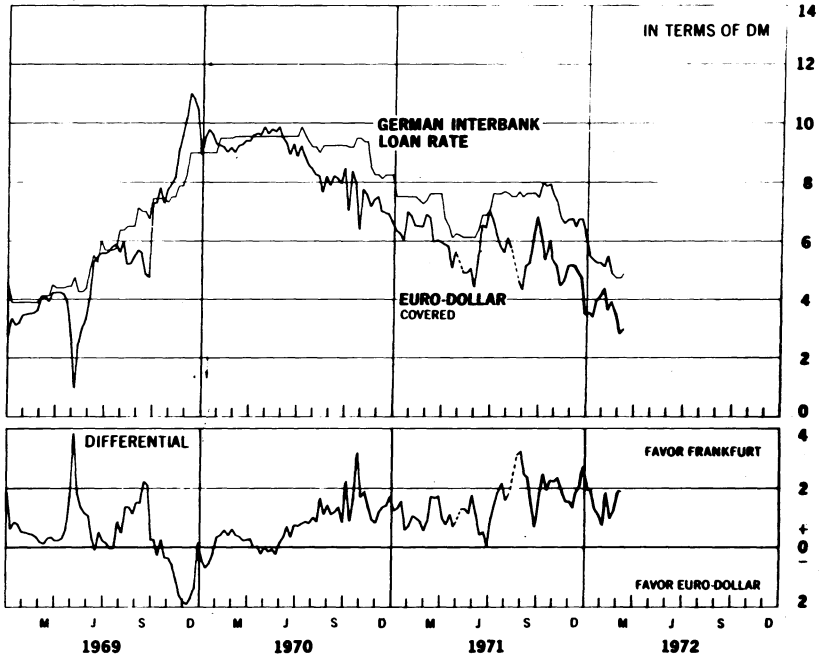
Chart 10A

### 3-MONTH FUNDS INTEREST ARBITRAGE: EURO-DOLLAR - GERMAN MARK

FRANKFURT INTERBANK LOAN RATE VS. LONDON EURO-DOLLAR RATE

Wednesday rates

Per cent per annum



--- No quotation

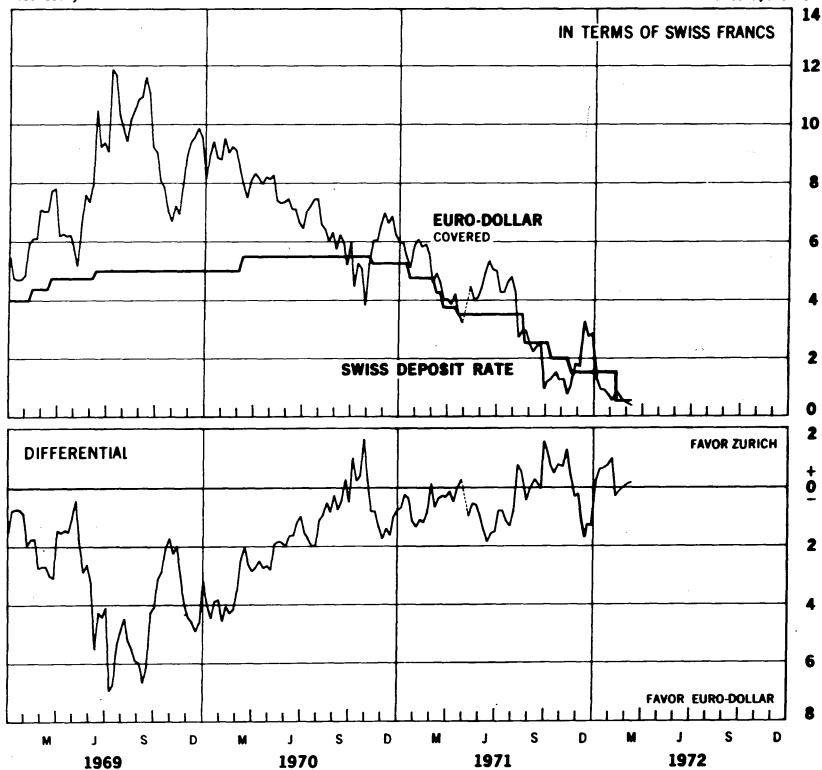
Chart 10B

### 3-MONTH FUNDS INTEREST ARBITRAGE: EURO-DOLLAR - SWISS FRANC

ZURICH DEPOSIT RATE VS. LONDON EURO-DOLLAR RATE

Wednesday rates

Per cent per annum



--- No quotation

Chart 11

**3-MONTH INTEREST ARBITRAGE: UNITED STATES - CANADA**

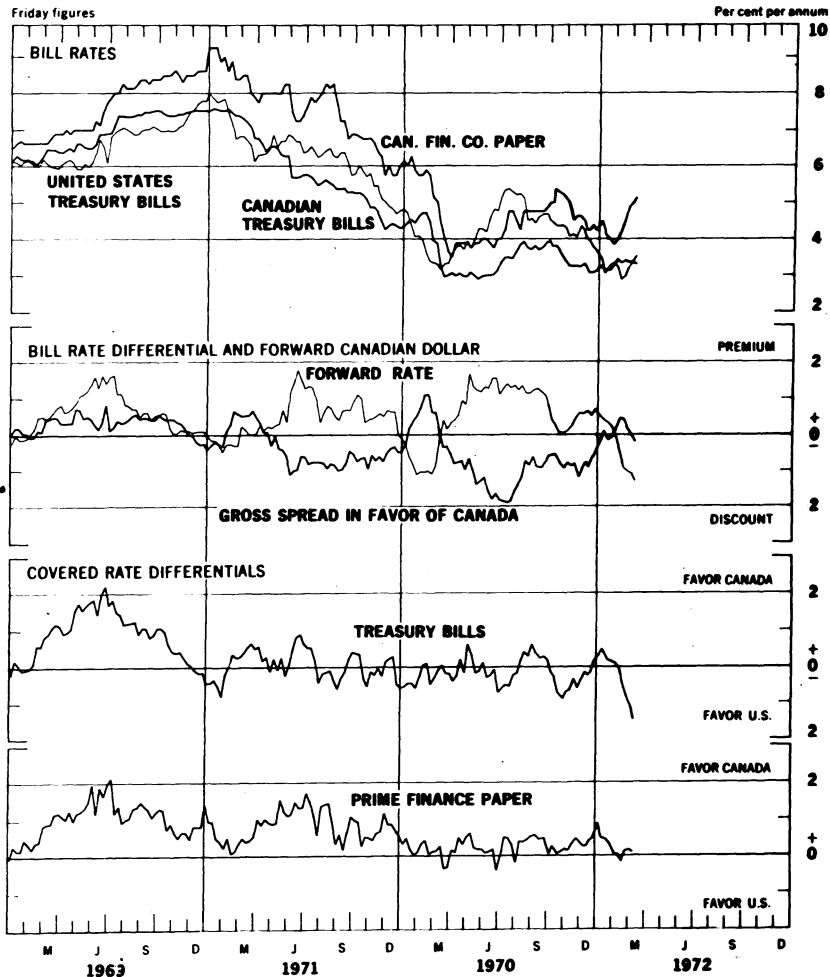
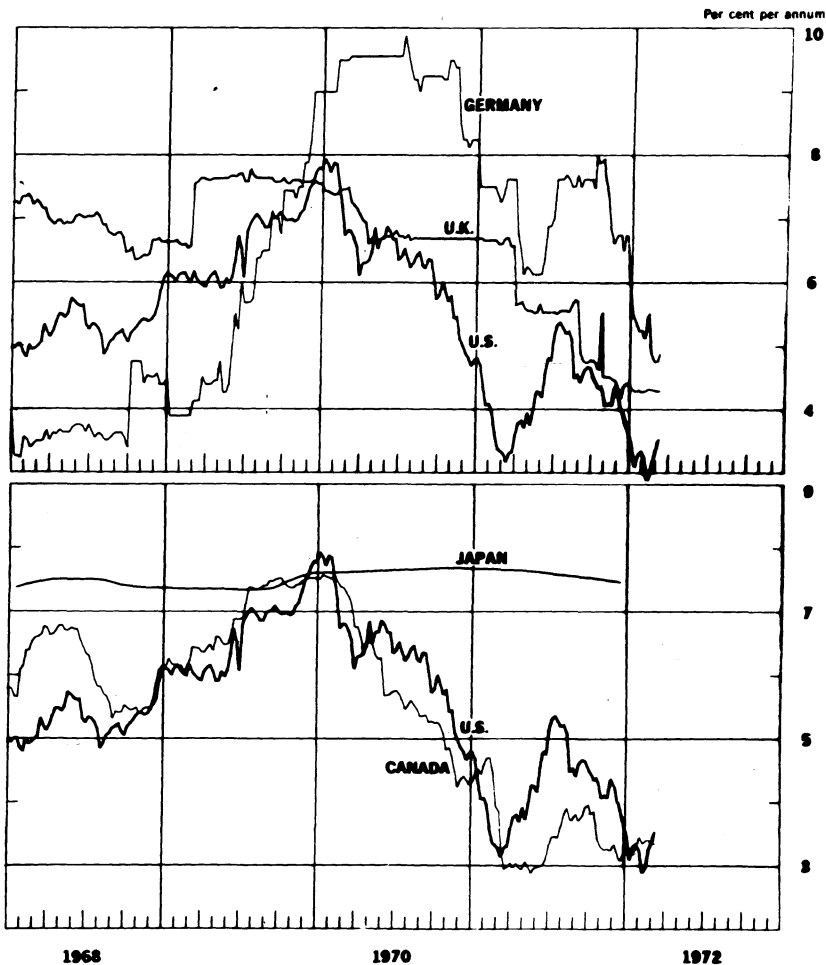




Chart 12A

### SELECTED SHORT-TERM INTEREST RATES\*

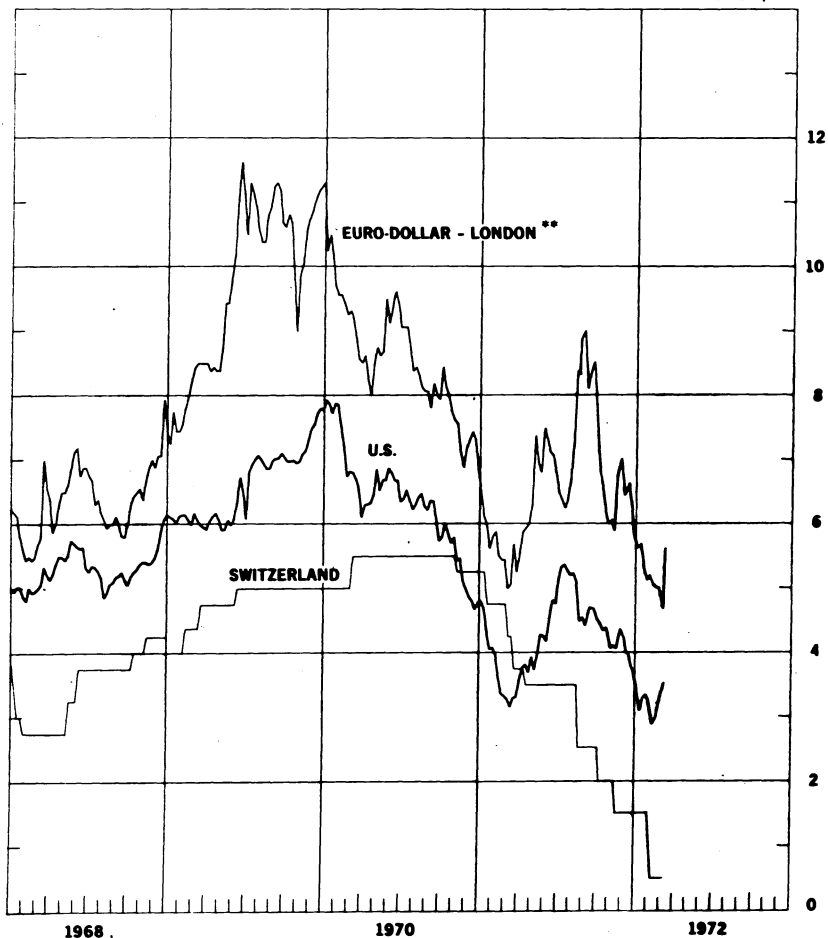


\* 3-month treasury bill rates for all countries except Japan (Average rate on bank loans and discounts) and Germany (Interbank Loan Rate)

Chart 12B

**SELECTED SHORT-TERM INTEREST RATES\***

Per cent per annum



\* 3-month treasury bill rate for U.S., Switzerland—3-month deposit rate.

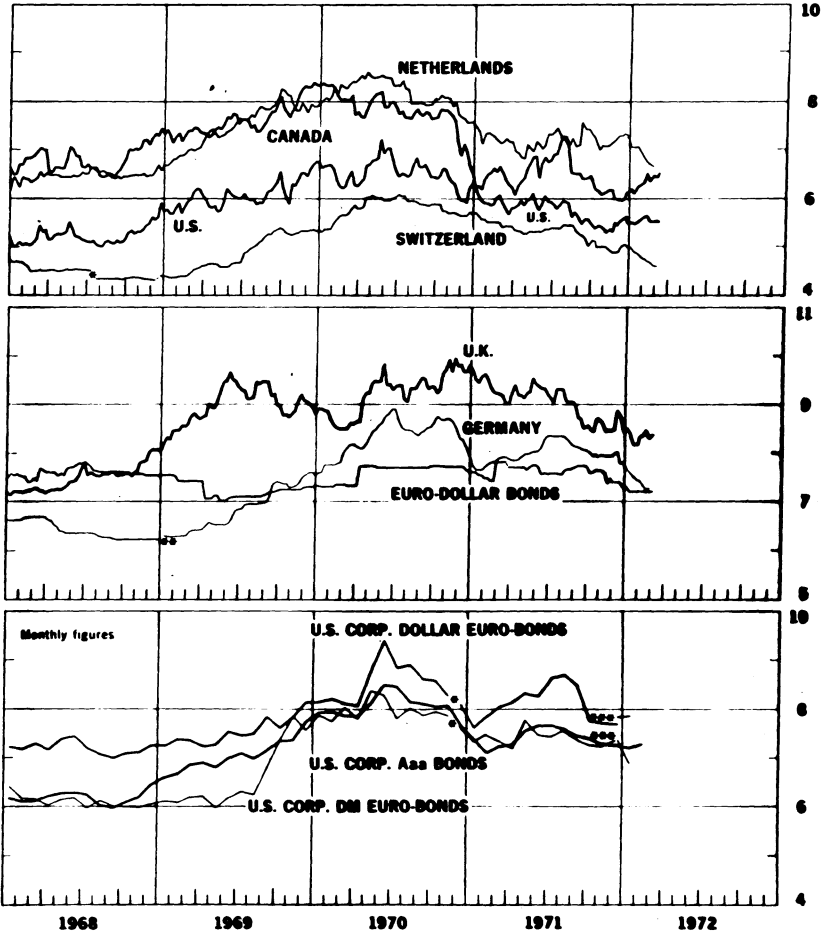
\*\* 3-month rate for U.S. dollar deposits in London.

Chart 13

### LONG-TERM BOND YIELDS

Weekly figures

Per cent per annum



\* New series for Switzerland starts 8-2-68, U.S. Corp. Dollar Euro-Bonds and U.S. Corp. Dm Euro-Bonds starts 12-70

\*\* New-Average yield of all German P.A. Bonds begins 1-7-69

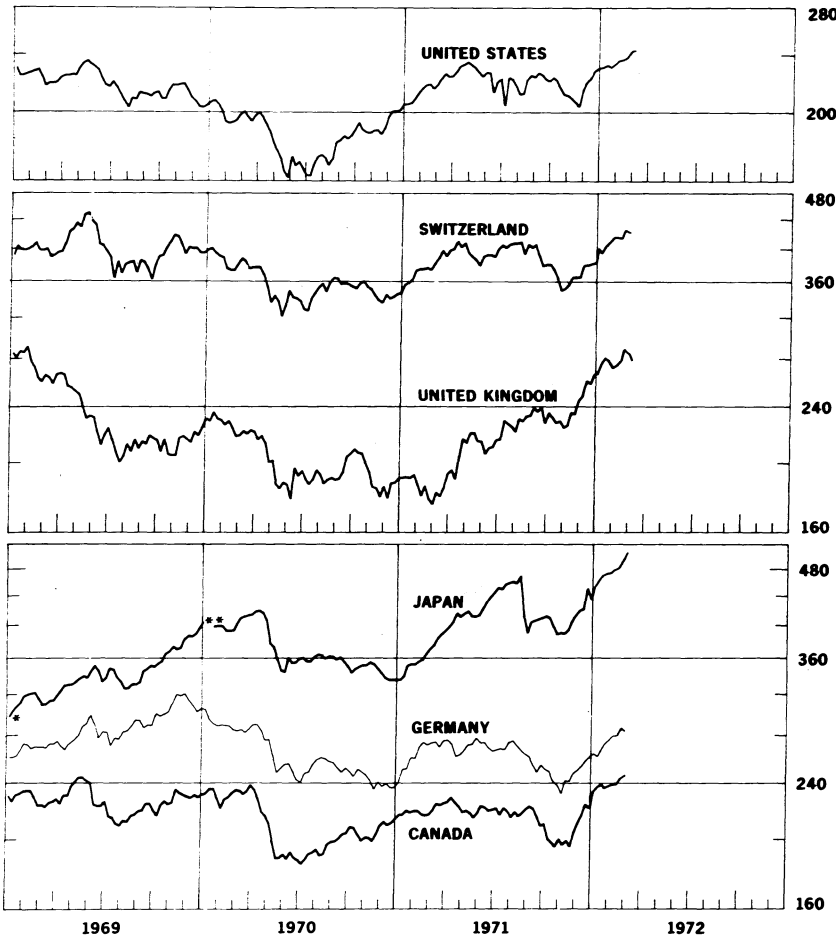
\*\*\* New series F starts 12-71.

384

CHART 14

# INDUSTRIAL STOCK INDEXES

1958=100  
Ratio scale



\* Japan index of 225 industrial and other stocks traded on Tokyo exchange

\*\* Japan index of all industrial and other stocks traded on the first section of the Tokyo Stock Exchange.

H. 13

IV. SELECTED CENTRAL BANK DISCOUNT RATES

No. 549

Country	Current Rate	In Effect Since	Previous Rate	In Effect Since
<b>E.E.C.:</b>				
<b>Belgium</b>	4.0	March 2, 1972	4.5	Feb. 5, 1972
<b>France</b>	6.0	Jan. 13, 1972	6.50	Oct. 29, 1971
<b>Germany</b>	3.0	Feb. 25, 1972	4.0	Dec. 23, 1971
<b>Italy</b>	4.5	Oct. 14, 1971	5.0	Apr. 5, 1971
<b>Netherlands</b>	4.0	March 1, 1972	4.5	Jan. 6, 1972
<b>Switzerland</b>	3.75	Sept. 15, 1969	3.0	July 10, 1967
<b>United Kingdom</b>	5.0	Sept. 3, 1971	6.0	Apr. 1, 1971
<b>Canada</b>	4.75	Oct. 25, 1971	5.25	Feb. 24, 1971
<b>Japan</b>	4.75	Dec. 29, 1971	5.25	July 28, 1971
<b>United States</b>	4.50	Dec. 13, 1971	4.75	Nov. 11, 1971

## LATEST FIGURES PLOTTED ON THE CHARTS

Chart	Panel	Series	Date	Rate
1A	Upper	Swiss franc	March 10	+0.028
		U.K. pound	"	+0.879
	Lower	French franc	"	+1.818
		Japanese yen	"	+1.942
1B	Upper	Belgian franc	"	+2.205
		Italian lire	"	-0.092
	Lower	Canadian dollar	"	100.31
		German mark	"	+1.873
		Dutch guilder	"	+2.266
2A		German mark	"	+2.02
		Swiss franc	"	+4.48
		U.K. pound	"	-0.23
2B	Upper	Dutch guilder	"	+2.17
		Canadian dollar	"	-1.30
		French franc	"	-0.10
	Lower	Japanese yen	March 3	+1.18p
3A		German mark	March 10	+2.75
		U.S. dollar	"	0.00
3B		Swiss franc	"	+3.92
		French franc	"	+0.44
4		Gold price, U.S. dollar per ounce	"	48.23
5A	Upper	Overnight Euro-\$ deposits	"	3.94
		Federal Funds	"	3.43
	Middle	Differential	"	0.51
	Lower	Euro-currencies:		
		Euro DM	March 10	2.88
	Euro Swiss Fr.	"	0.00	
5B	Upper	Japan, Unconditional Money	March 3	5.25
		U.K., 2-day Local Author. Deps.	"	5.38
		Canada, Day-to-day Loans	March 1 March 8	3.75 3.55
	Lower	France, Day-to-Day Money	March 10	4.62
		Germany, Call Money	"	3.94
		Netherlands, Call Money	Feb. 25	1.45

Chart	Panel	Series	Date	Rate
6A		Euro-\$ 7-Day Rate	March 10	5.62
		Euro-\$ 1-month Rate	"	5.75
6B		Euro-\$ 3-month Rate	"	5.62
		Euro-\$ 6-month Rate	"	5.62
7A	Upper	Euro-\$ 3-month Deposits	March 8	4.62
		U.S. Certificate of Deposits	"	3.78
	Lower	Differential	"	+0.84
7B	Upper	Euro-\$ 3-month Deposits	"	4.62
		Euro-\$ 3-month Deposits (Adj.)	"	5.78
		U.S. Certificate of Deposits (Adj.)	"	4.08
	Lower	Differential: on Adj. Euro-\$ Deposits	"	+1.70
		on Unadj. Euro-\$ Deposits	"	+0.54
8A	Upper	Euro-\$ 3-month Deposits	"	5.13
		Hire Purchase Deposits (covered)	"	5.05
	Lower	Differential	"	-0.08
8B	Upper	Euro-\$ 3-month Deposits	"	5.13
		Local Authority Deposits (covered)	"	4.99
	Lower	Differential	"	-0.14
9A		U.S. Treasury Bill rate	March 10	3.53
		U.K. Treasury Bill rate	"	4.29
		Local Authority Deposit (uncovered)	March 3	5.06
9B	Upper	Spread (+= favor London)	March 10	+0.76
		3-month Forward Pound	"	+0.15
	Lower	Net Incentive (+= favor London)	"	+0.91

392

## IV - 4

Chart	Panel	Series	Date	Rate
10A	Upper	Euro-\$ Deposits (covered)	March 10	2.98
		German Interbank Loan rate	"	4.88
	Lower	Differential	"	+1.90
10B	Upper	Euro-\$ Deposits (covered)	"	0.35
		Swiss Deposit rate	"	0.50p
	Lower	Differential	"	+0.15
11	Upper	Canadian Finance Paper	"	5.13
		U.S. Treasury Bill rate	"	3.53
		Canadian Treasury Bill rate	"	3.33
		U.S. Prime Finance paper (not plotted)	"	3.75
	Second	Bill rate differential	"	-0.20
		Forward Canadian dollar	"	-1.28
	Third	Net incentive on bills	"	-1.48
Bottom	Net incentive on Finance Paper	"	+0.10	
12A	Upper	U.K. Treasury Bill rate	March 10	4.29
		U.S. Treasury Bill rate	"	3.53
		German Interbank Loan rate	March 8	4.88
	Lower	Japanese Average rate	December	7.457
		Canadian Treasury Bill rate	March 10	3.33
		U.S. Treasury Bill rate	"	3.53
12B		Euro-\$ Deposits	"	5.62
		Swiss 3-month Deposit rate	"	0.50
		U.S. Treasury Bill rate	"	3.53



Chart	Panel	Series	Date	Rate
13	Upper	Netherlands	Feb. 25	6.63
		Canada	Mar. 1 Mar. 8	6.43 6.51
		United States	Mar. 8	5.51
		Switzerland	Mar. 3	4.58
	Middle	* Germany	Feb. 29	7.26
		United Kingdom	Mar. 3	8.39
		Euro-dollar bonds	"	7.2
	Lower	U.S. Corp. Dollar Euro-bonds***	Jan	7.86
		U.S. Corp. DM Euro-bonds ***	"	6.88
		U.S. Corp. Aaa bonds	Feb.	7.27
14	Upper	Switzerland	Mar. 3	421.5
		Germany	Mar. 7	283.0
		United States	Mar. 10	244.86
	Middle	United Kingdom	"	279.64
		Canada	Mar. 2	247.16
	Lower	** Japan	Mar. 4	507.00
		United States	Mar. 10	244.86

\* New -- Average yield of ALL German Public Authorities bonds made as of banking key days.

\*\* Beginning week ended September 5, 1970, the Japanese index plotted is that of all industrial and other stocks on the First Section of the Tokyo Stock Exchange.

\*\*\* Series F