

February 23, 1972 No. 546

258

H-13 Division of International Finance Europe and British Commonwealth Section



(Bd. of Gov...
H-13

SELECTED INTEREST & EXCHANGE RATES FOR MAJOR COUNTRIES & THE U.S.

WEEKLY SERIES OF CHARTS

BOARD OF GOVERNORS OF THE FEDERAL RESERVE SYSTEM

TABLE OF CONTENTS

PART I. EXCHANGE RATES AND GOLD PRICES

- Chart 1A and B - Spot Exchange Rates, Major Currencies against U.S. Dollar
- Chart 2A and B - 3-Month Forward Exchange Rates, Major Currencies against U.S. Dollar
- Chart 3A and B - 3-Month Forward Exchange Rates, Major Currencies against U.K. Pound
- Chart 4 - Gold Price in London

PART II. SHORT-TERM INTEREST RATES

- Chart 5 - Call Money Rates
- Chart 6A and B - London: Euro-\$ Deposit Rates
- Chart 7A and B - New York - London: Yields on U.S. Dollar Funds
- Chart 8A and B - London: Covered Yields on U.S. Dollar Funds
- Chart 9A and B - Interest Arbitrage: United States-United Kingdom
- Chart 10A and B - Interest Arbitrage: U.S.-Germany and U.S.-Switzerland
- Chart 11 - Interest Arbitrage: United States-Canada
- Chart 12A and B - Selected Short-term Interest Rates

PART III. LONG-TERM INTEREST RATES AND STOCK INDICES

- Chart 13 - Long-Term Bond Yields
- Chart 14 - Industrial Stock Indices

PART IV. SELECTED CENTRAL BANK DISCOUNT RATES AND LATEST FIGURES PLOTTED ON THE CHARTS

NOTE: This series is a continuation of the CAPITAL MARKETS DEVELOPMENTS ABROAD, which was published under that title through December 31, 1968. The changes in the format and order of the charts are explained in the Supplement to the series, which accompanied issue dated January 1, 1969. All series and their sources are fully described in a Supplement dated January 1, 1972.

260

Chart 1A

SPOT EXCHANGE RATES - MAJOR CURRENCIES AGAINST U.S. DOLLAR

Weekly averages

Per cent

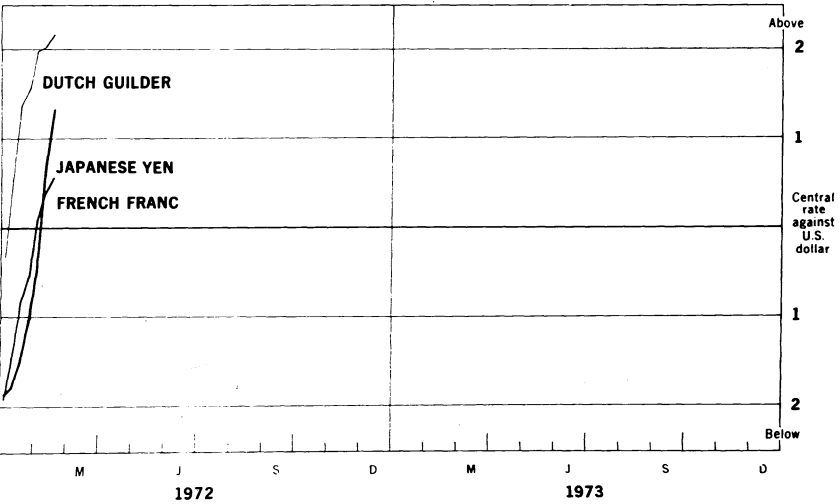
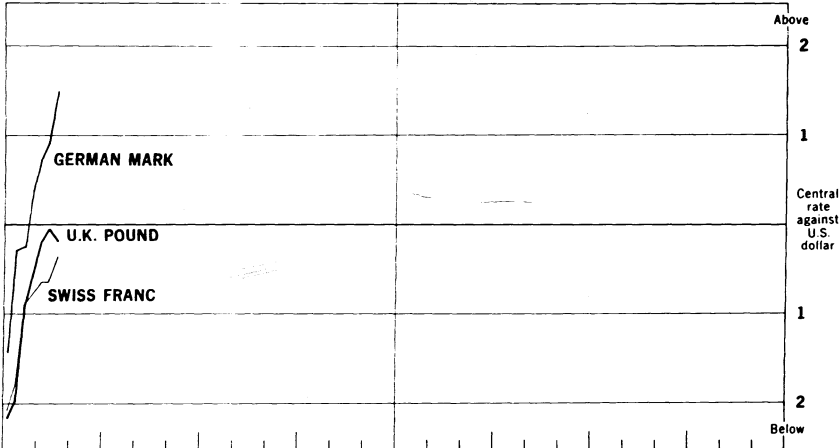
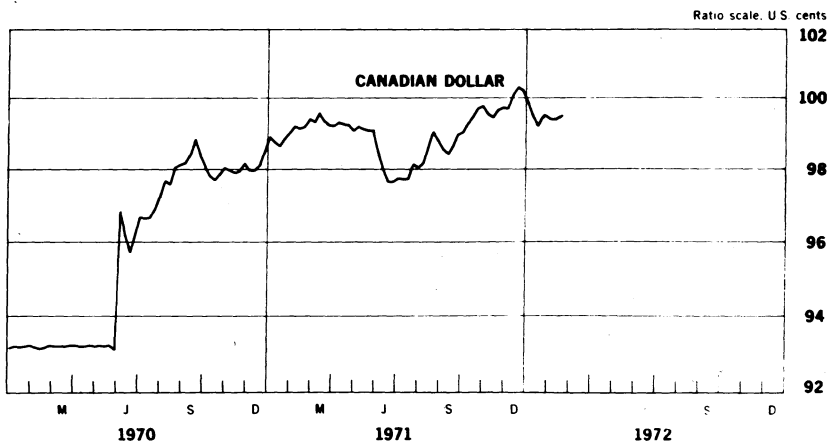
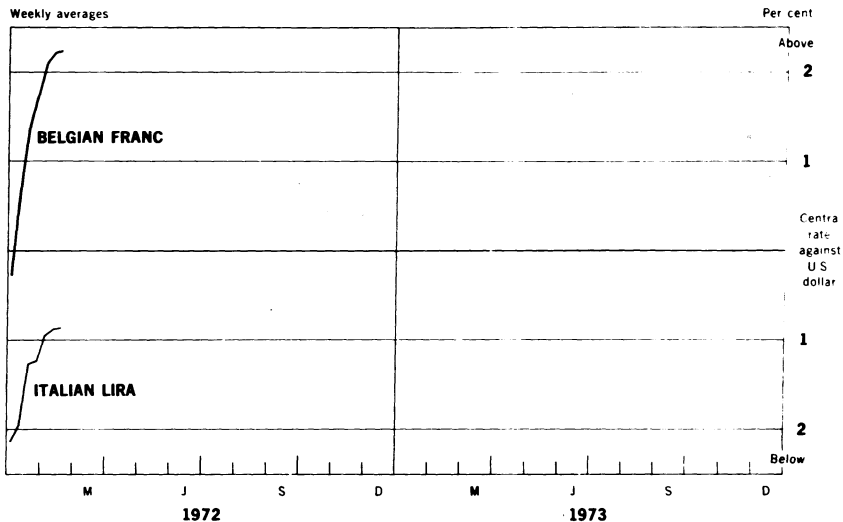


Chart 1B

SPOT EXCHANGE RATE - MAJOR CURRENCIES AGAINST U.S. DOLLAR

Weekly averages



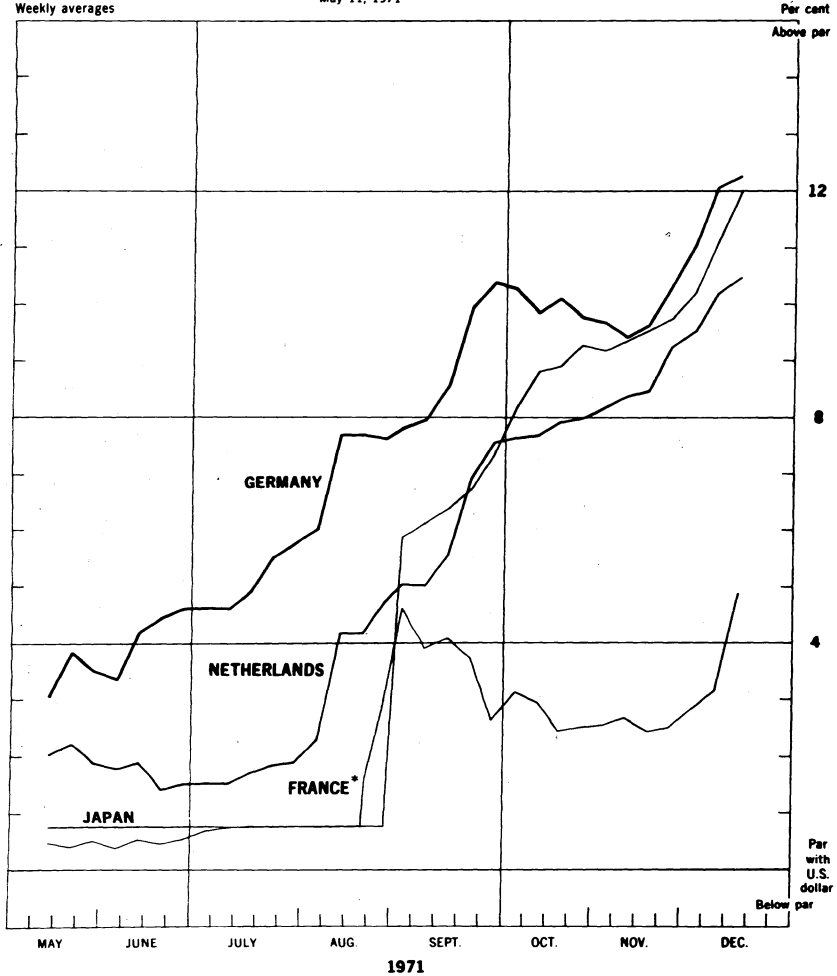
262

Chart 1C

SPOT EXCHANGE RATES - MAJOR CURRENCIES AGAINST U.S. DOLLAR

May 11, 1971 -

Weekly averages



* Financial franc

263

Chart 1D

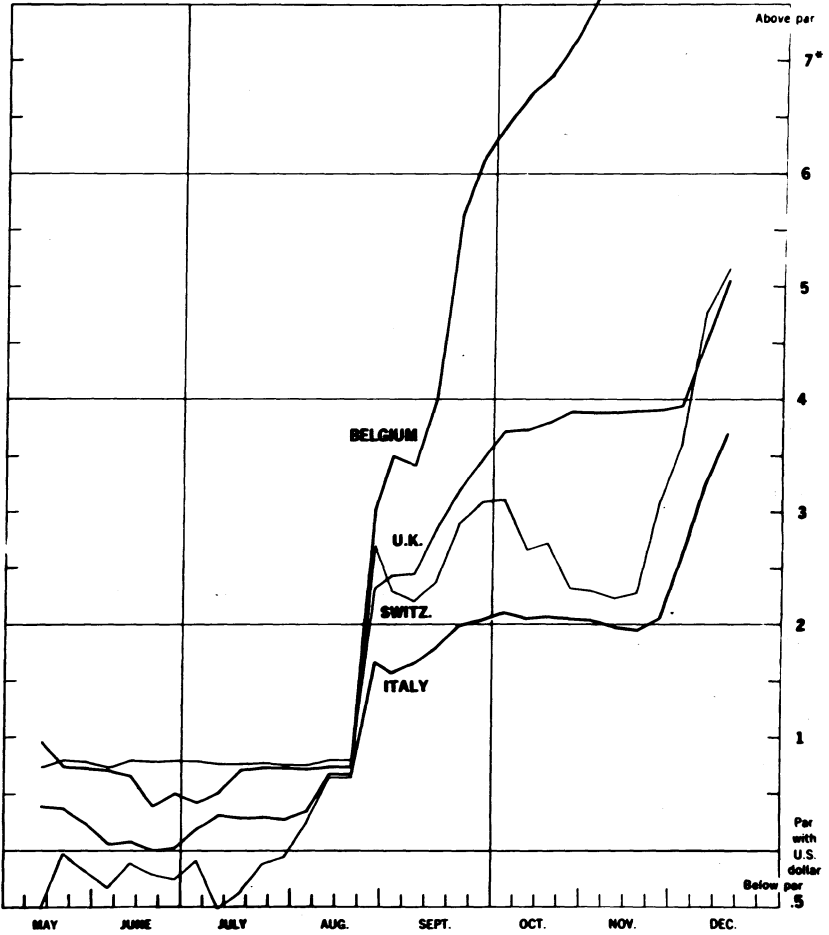
SPOT EXCHANGE RATES - MAJOR CURRENCIES AGAINST U.S. DOLLAR

Weekly averages

May 11, 1971 -

Dec 17 1975

Per cent



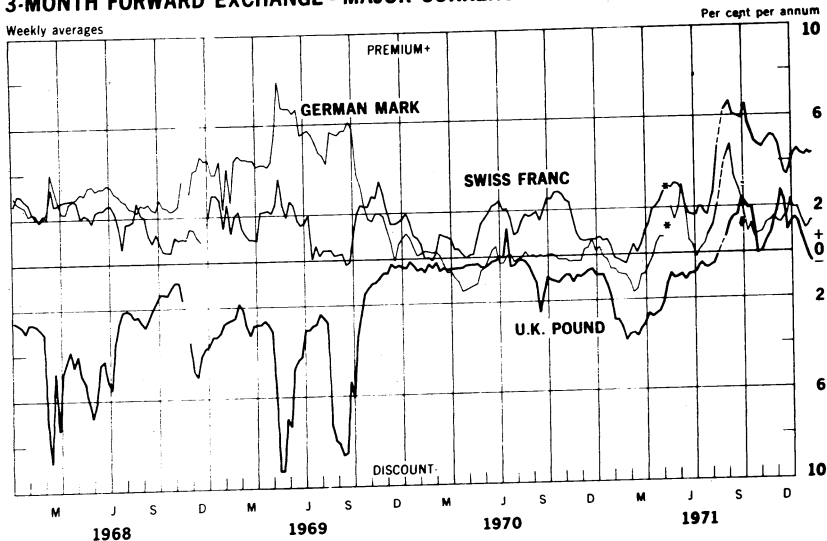
1971

*For clarity the vertical scale is double that used in 1C

264

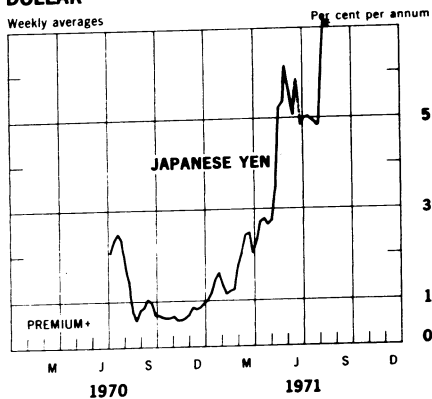
Chart 2A

3-MONTH FORWARD EXCHANGE - MAJOR CURRENCIES AGAINST U.S. DOLLAR



* No quotation

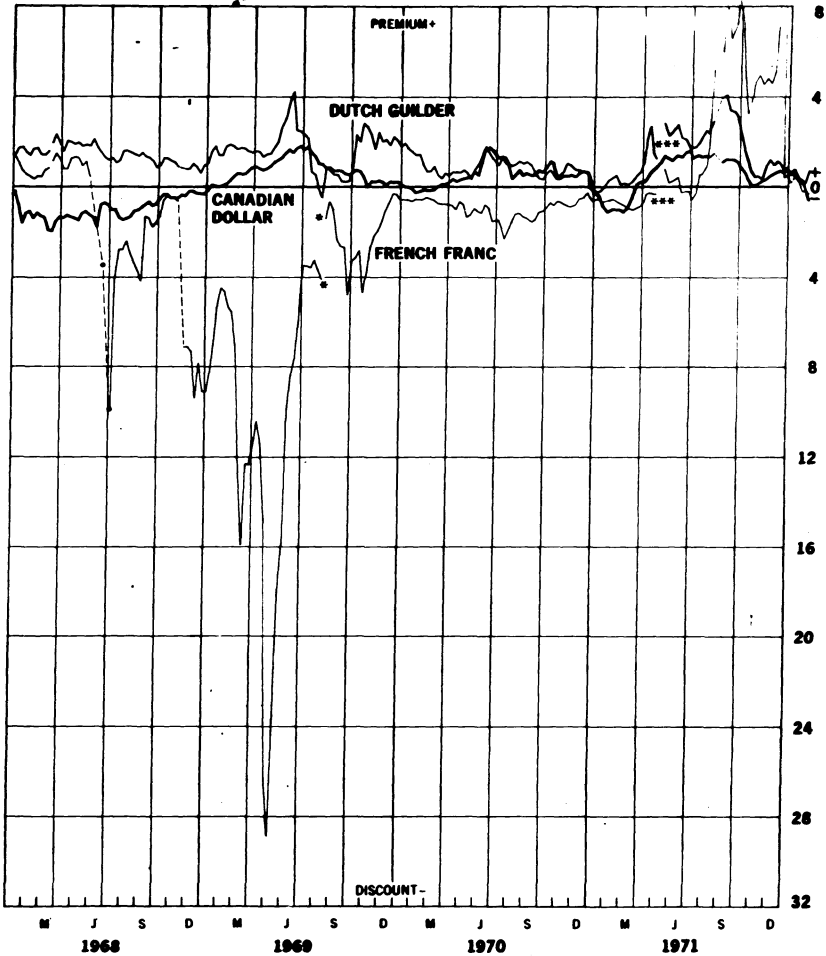
4-MONTH FORWARD YEN AGAINST U.S. DOLLAR



3-MONTH FORWARD EXCHANGE - MAJOR CURRENCIES

Weekly averages

Per cent per annum



* Devaluation of the French franc from 4.94 to 5.95 for \$1.00.

** Can. \$ rate not supported by Bank of Canada.

*** No quotation

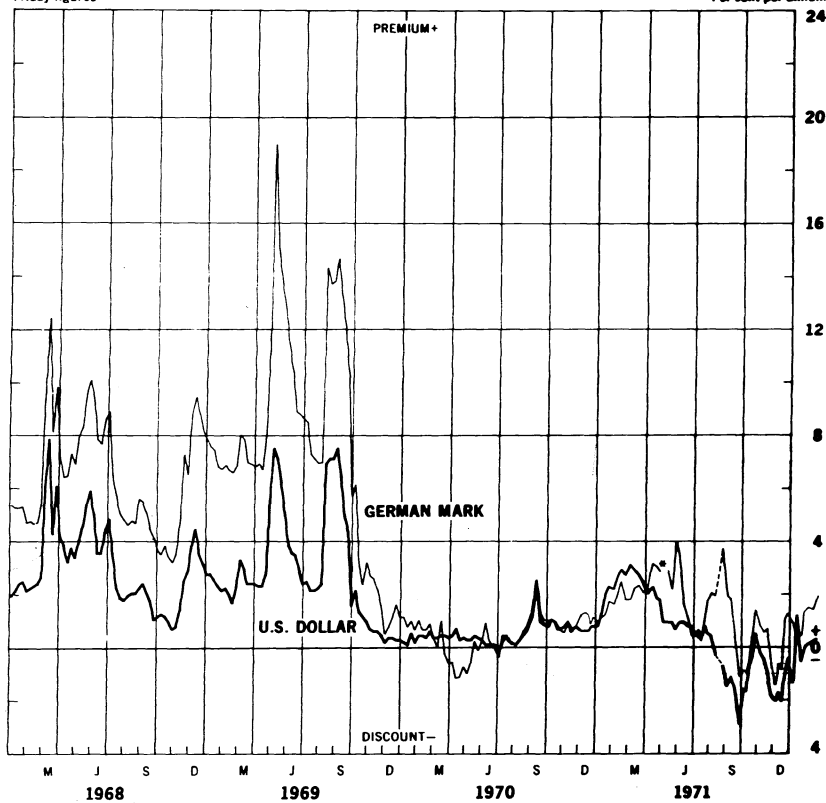
266

Chart 3A

3-MONTH FORWARD EXCHANGE - MAJOR CURRENCIES AGAINST U.K. POUND

Friday figures

Per cent per annum



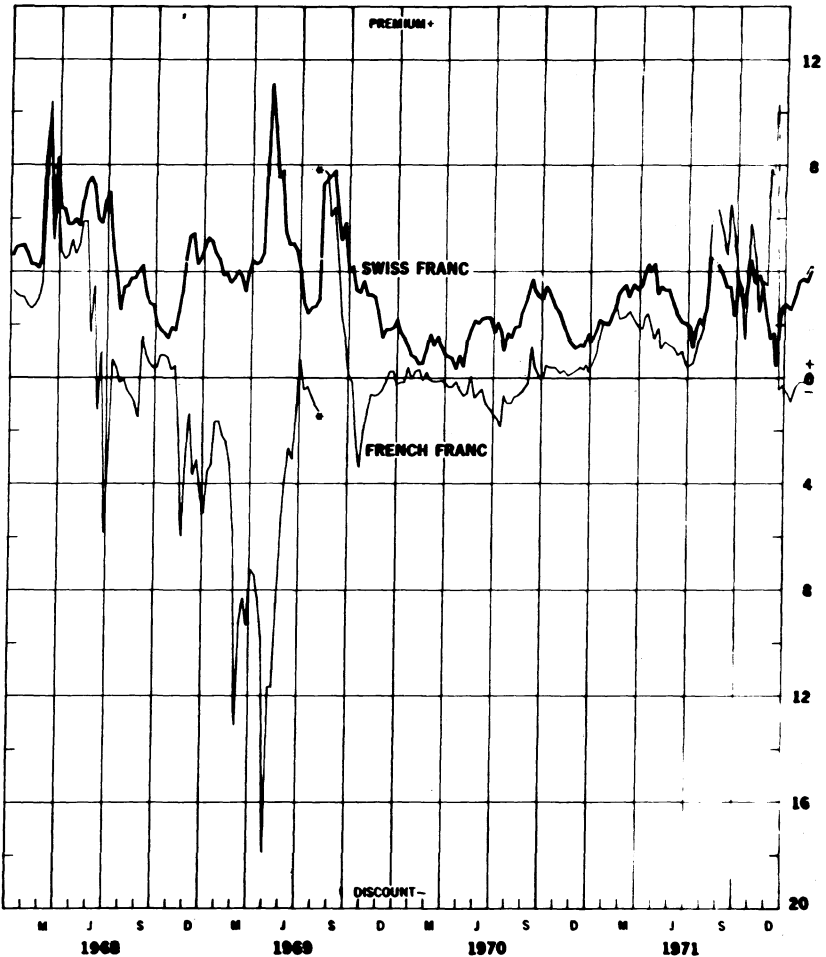
* No quotation.

Chart 28

3-MONTH FORWARD EXCHANGE - MAJOR CURRENCIES AGAINST U.K. POUND

Friday figures

Per cent per annum



*Devaluation of the French franc from 4.94 to 5.55 for \$1.00

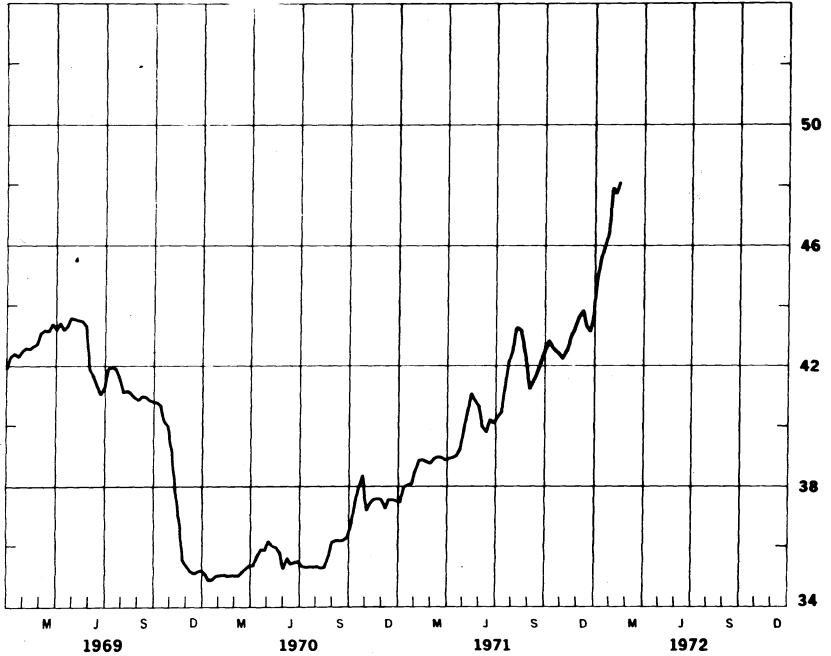
268

Chart 4

GOLD PRICE IN LONDON, 12.5 Kg BARS

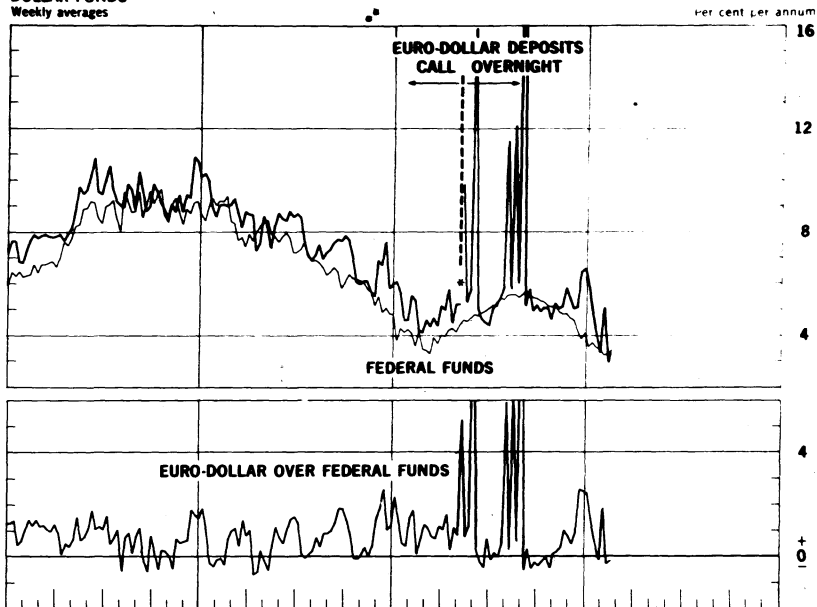
Week's average of afternoon fixings

U.S. dollar equivalent per fine ounce

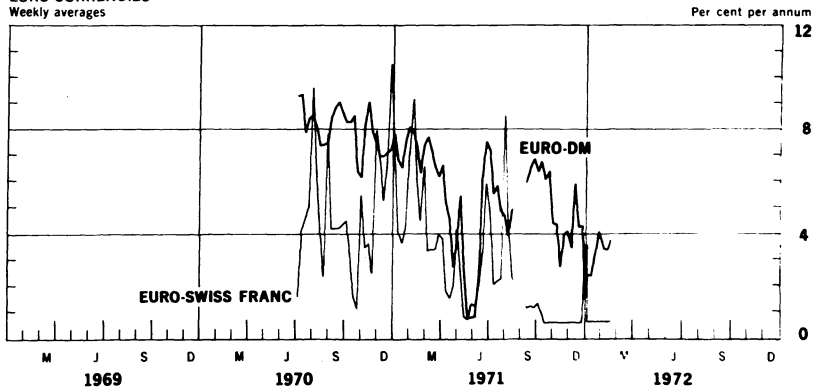


CALL MONEY RATES

DOLLAR FUNDS
Weekly averages



EURO-CURRENCIES
Weekly averages



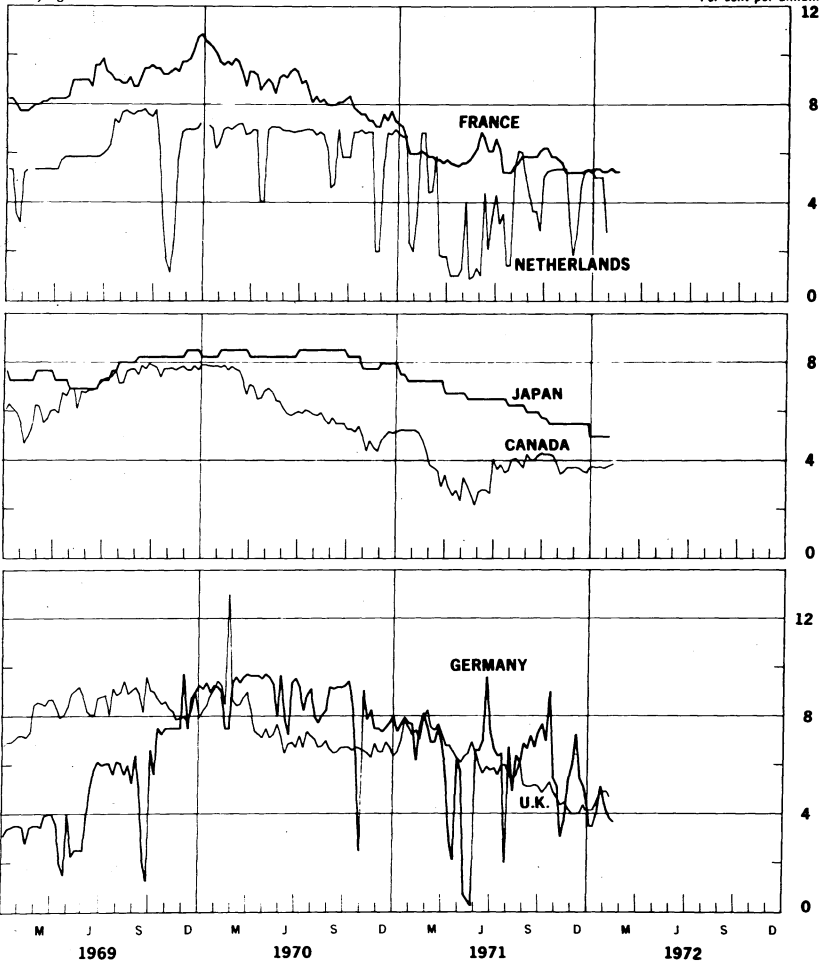
* May 10, 1971 - Changed to Overnight Euro \$ Deposits.

CALL MONEY RATES

SELECTED FOREIGN AND EEC CURRENCIES

Friday figures

Per cent per annum



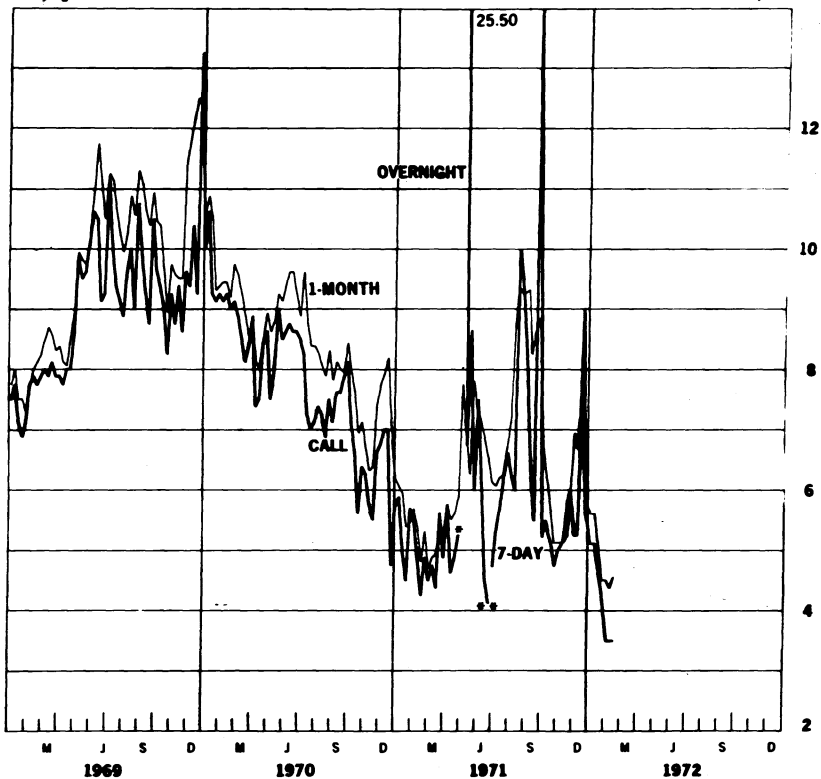
France, Day to day Money; Netherlands, Call Money, weekly average; Japan, Unconditional Money;
 Canada, Day to day Loans, weekly average; Germany, Call Money; U.K., 2-day Local Authority Deposits.

Chart 6A

LONDON: EURO-DOLLAR DEPOSIT RATES

Friday figures

Per cent per annum



* May 12/71—changed to Overnight Euro-Dollar Deposits

** July 1—changed to 7-Day Euro-Dollar

278

Chart 6B

LONDON: EURO-DOLLAR DEPOSIT RATES

Friday figures

Per cent per annum

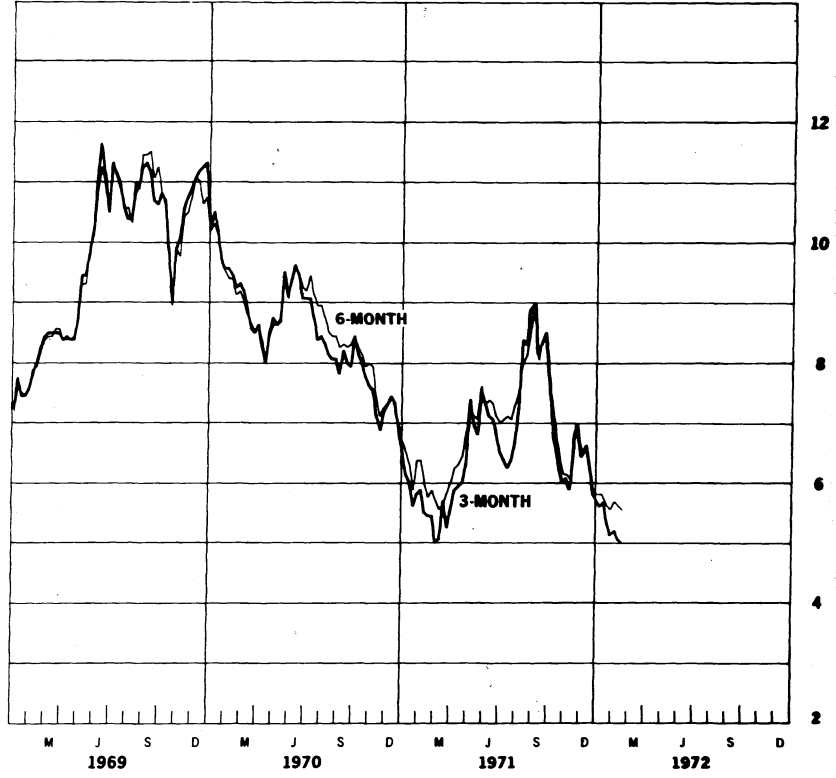


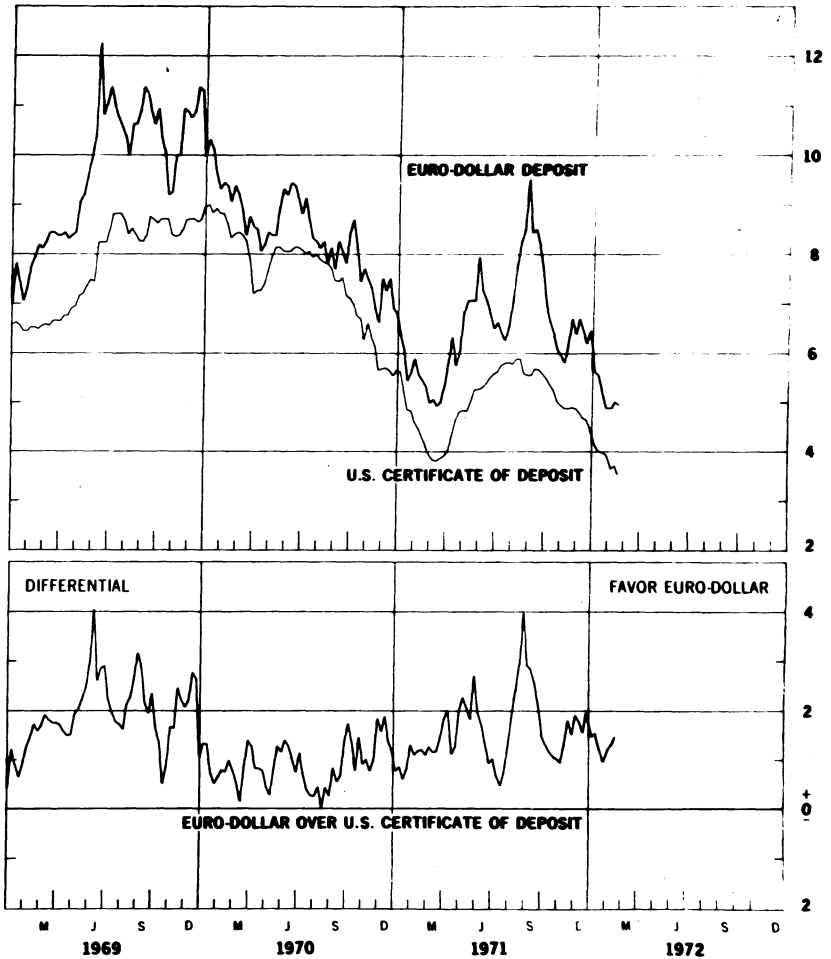
Chart 7A

NEW YORK-LONDON: YIELDS ON U.S. DOLLAR FUNDS

3-MONTH DOLLAR DEPOSIT RATES—SECONDARY MARKET

Wednesday figures

Per cent per annum



274

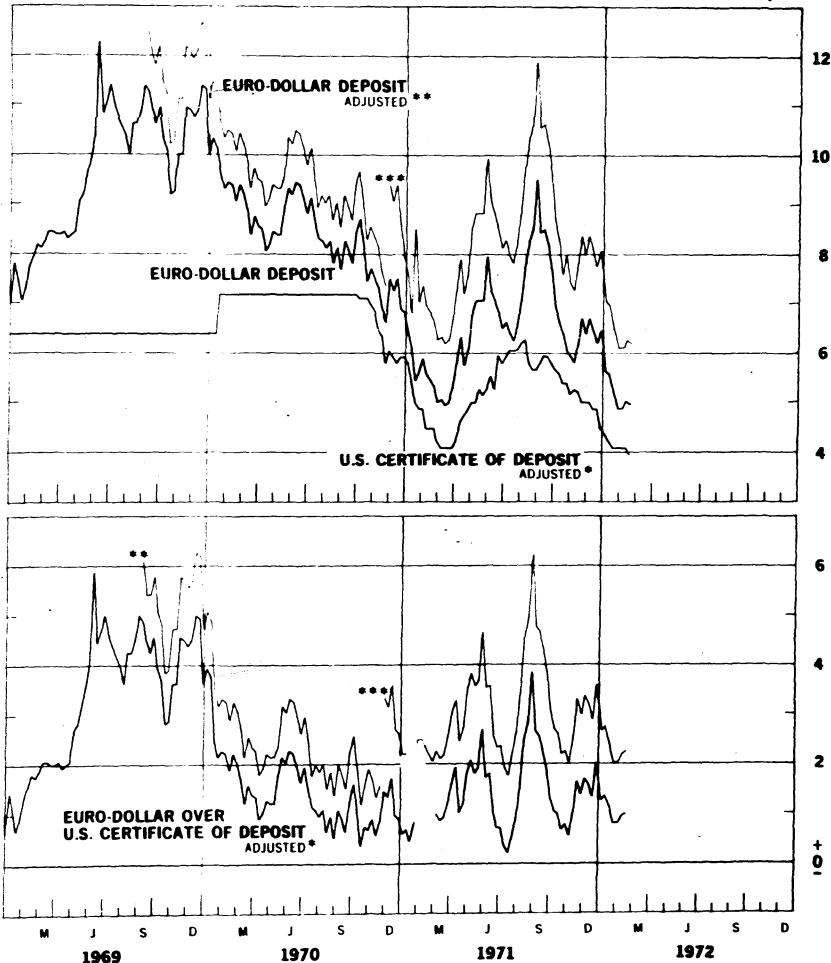
Chart 78

NEW YORK-LONDON: COST OF U.S. DOLLAR FUNDS

3-MONTH DOLLAR DEPOSIT RATES-PRIMARY MARKET

Wednesday figures

Per cent per annum



* Adjusted for Reserve Requirement
 ** Adjusted for 10% Marginal Reserve Requirement
 *** Adjusted for 20% Marginal Reserve Requirement

275

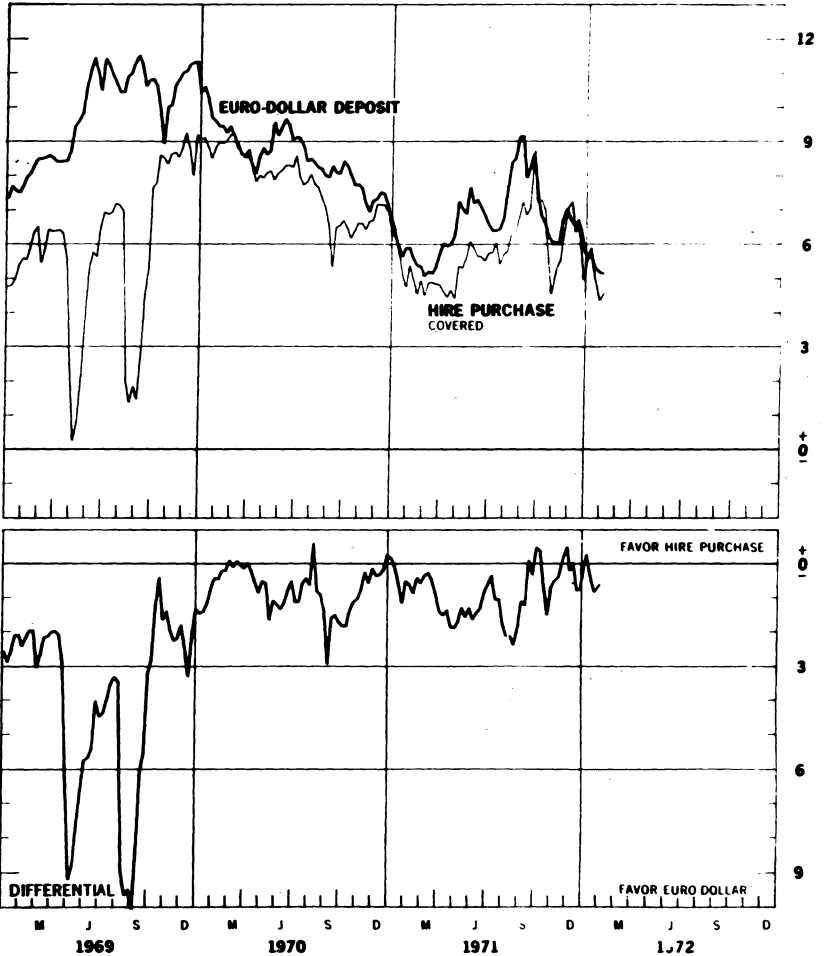
Chart 8A

LONDON: COVERED YIELDS ON U.S. DOLLAR FUNDS

HIRE PURCHASE AND EURO-DOLLAR RATES

Friday figures

Per cent per annum



276

Chart 8B

LONDON: COVERED YIELDS ON U.S. DOLLAR FUNDS

LOCAL AUTHORITY AND EURO-DOLLAR RATES

Friday figures

Per cent per annum

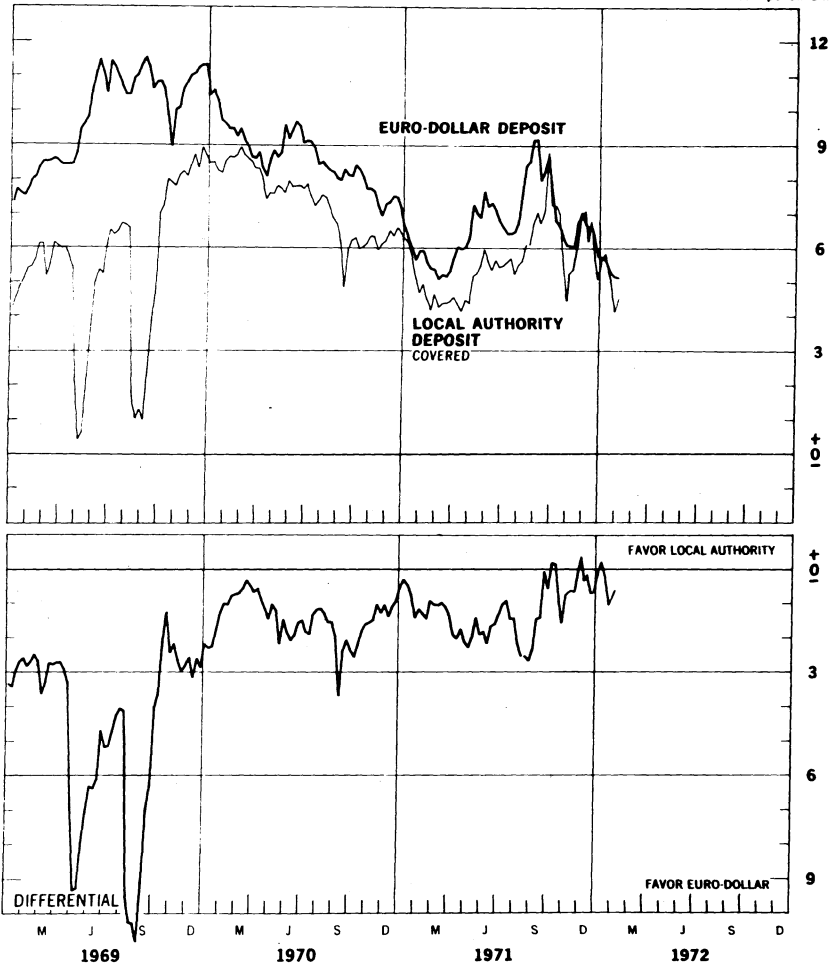
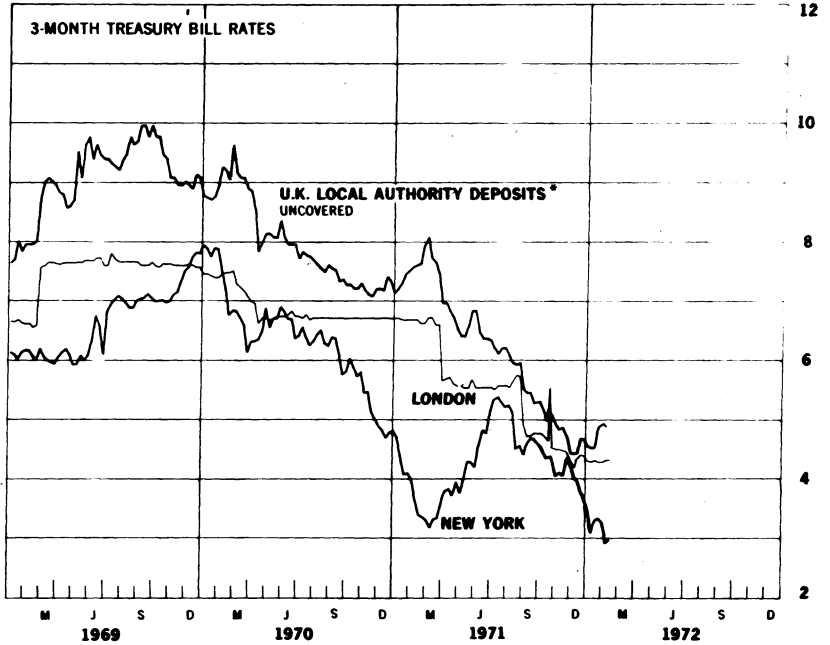


Chart 9A

INTEREST ARBITRAGE: UNITED STATES AND UNITED KINGDOM

Friday figures

Per cent per annum



* Plotted for comparison purposes

278

Chart 9B

INTEREST ARBITRAGE: UNITED STATES AND UNITED KINGDOM

Friday figures

Per cent per annum

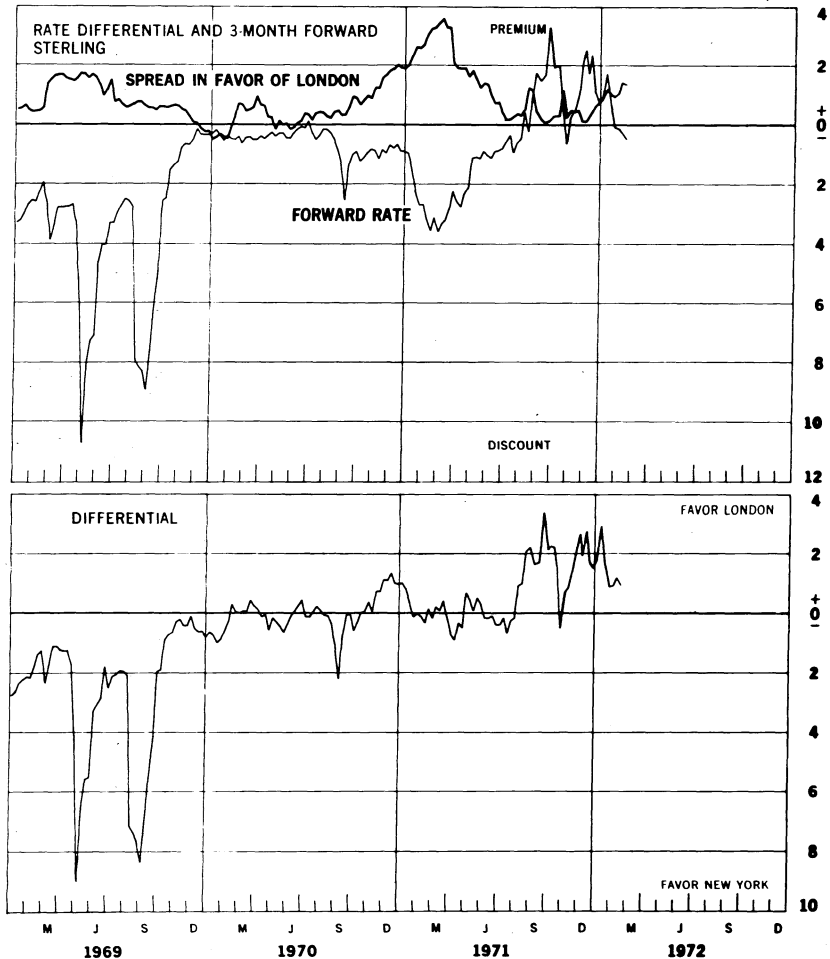


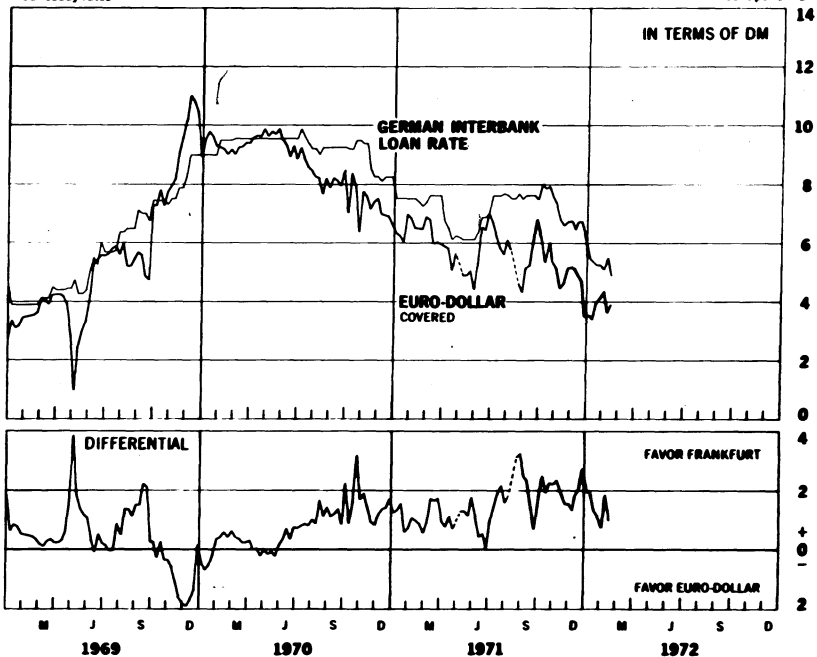
Chart 16A

3-MONTH FUNDS INTEREST ARBITRAGE: EURO-DOLLAR - GERMAN MARK

FRANKFURT INTERBANK LOAN RATE VS. LONDON EURO-DOLLAR RATE

Wednesday rates

Per cent per annum



--- No quotation

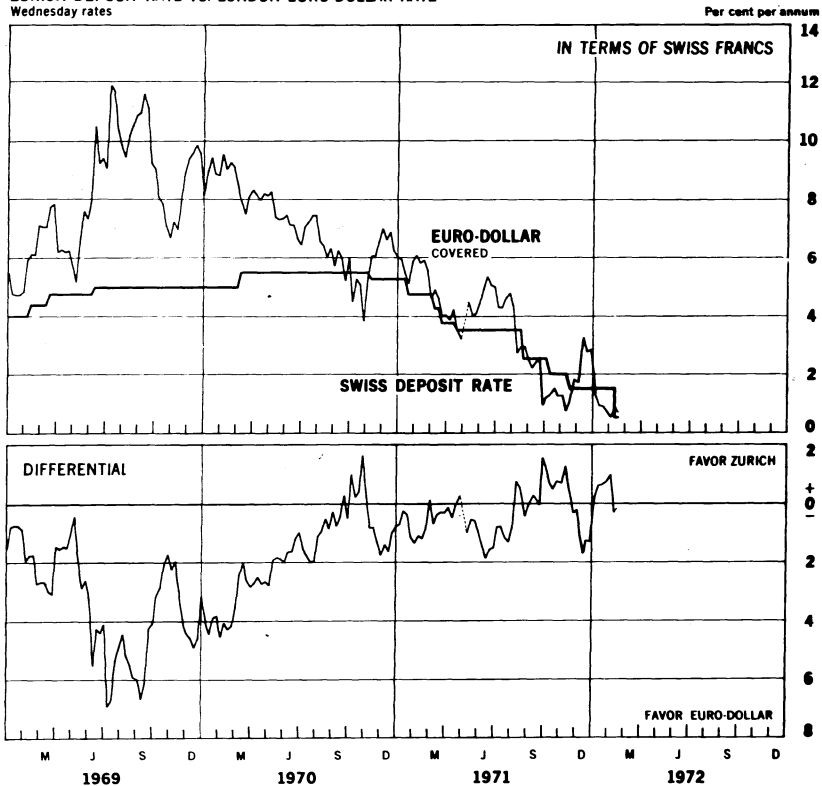
20

Chart 10B

3-MONTH FUNDS INTEREST ARBITRAGE: EURO-DOLLAR - SWISS FRANC

ZURICH DEPOSIT RATE VS. LONDON EURO-DOLLAR RATE

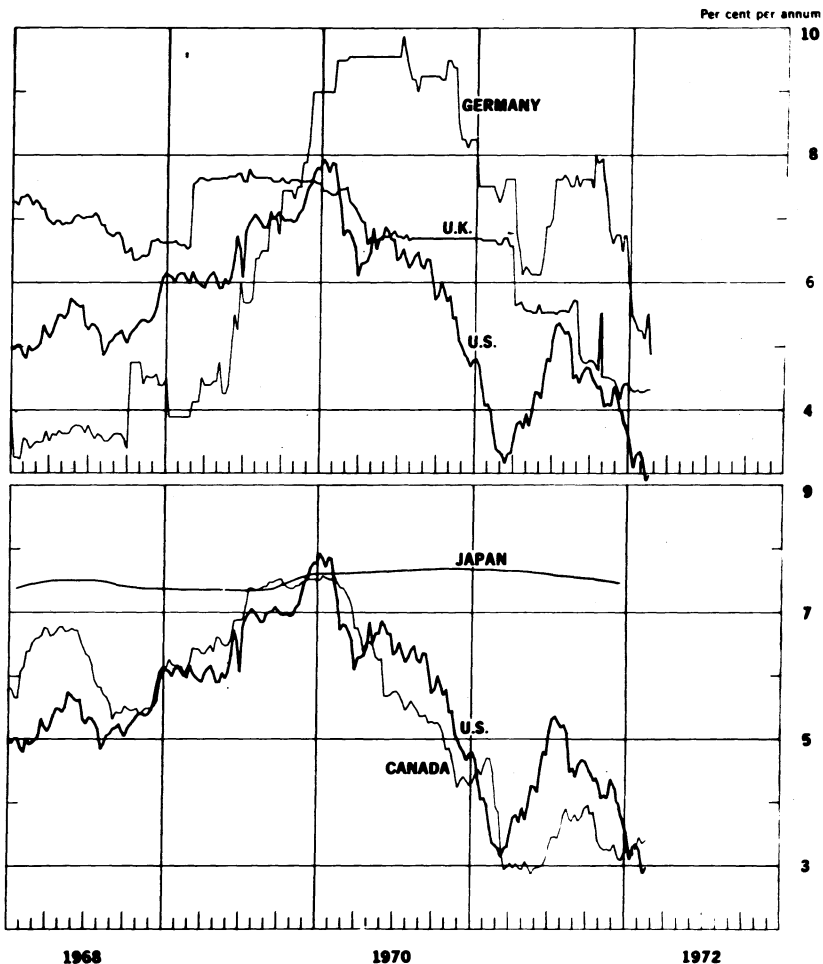
Wednesday rates



--- No quotation

Chart 12A

SELECTED SHORT-TERM INTEREST RATES*



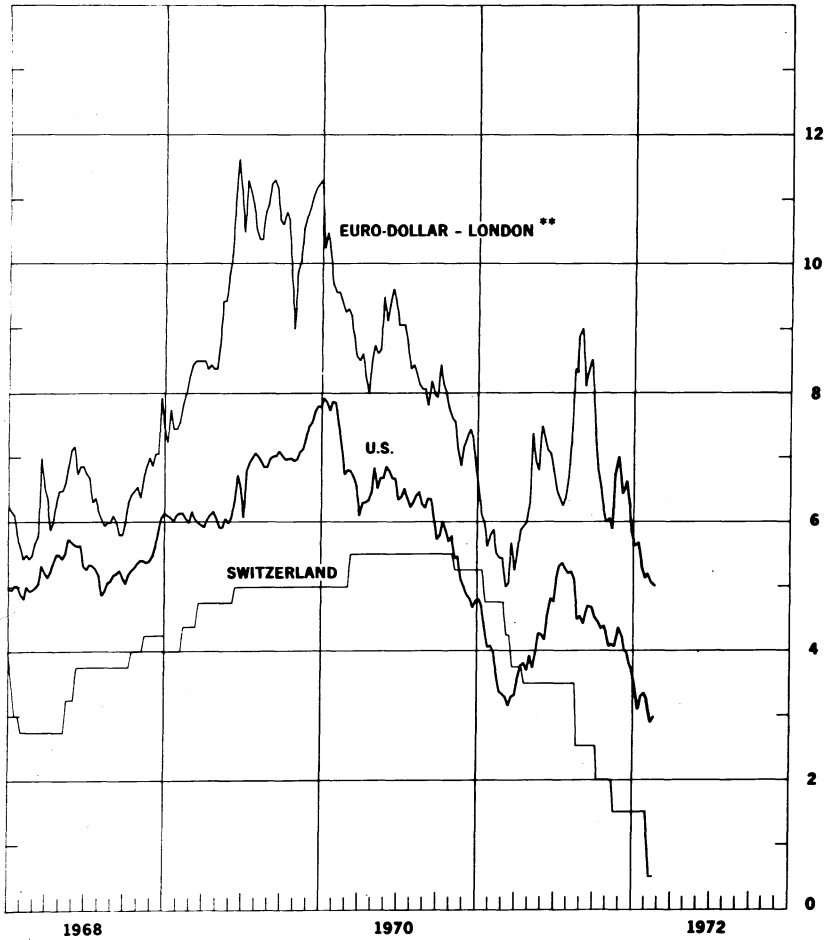
* 3-month treasury bill rates for all countries except Japan (Average rate on bank loans and discounts), and Germany (Interbank Loan Rate)

274

Chart 12B

SELECTED SHORT-TERM INTEREST RATES *

Per cent per annum



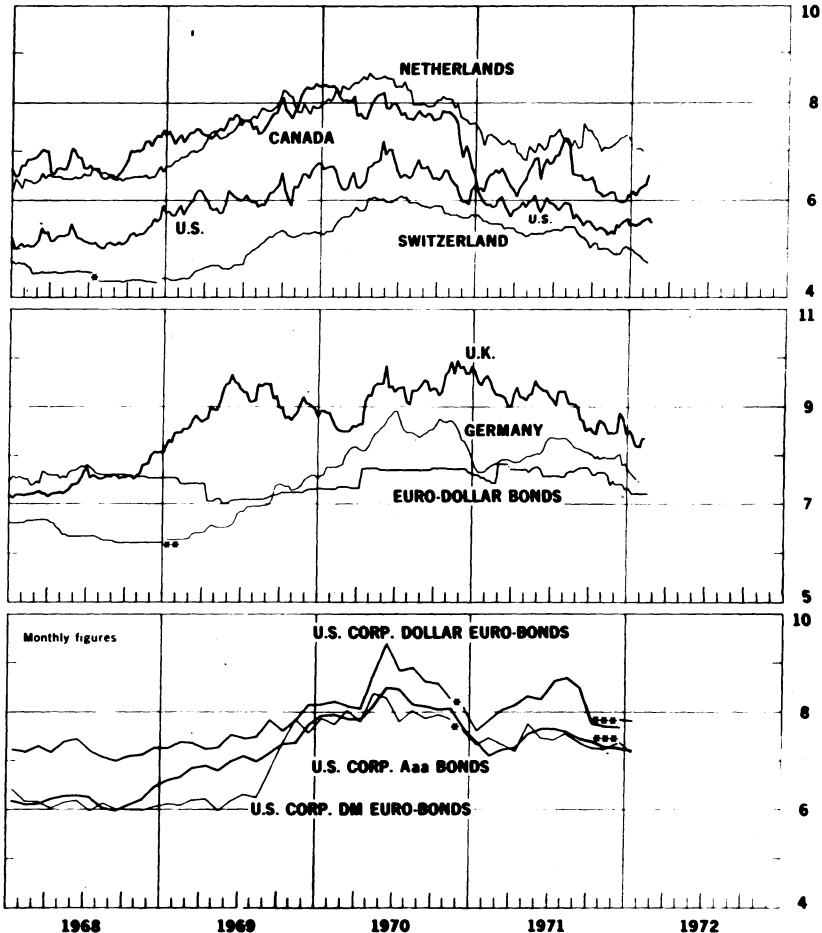
* 3-month treasury bill rate for U.S., Switzerland—3-month deposit rate.
** 3-month rate for U.S. dollar deposits in London.

Chart 13

LONG-TERM BOND YIELDS

Weekly figures

Per cent per annum



* New series for Switzerland starts 8-2-68, U.S. Corp. Dollar Euro-Bonds and U.S. Corp DM Euro-Bonds starts 12-70

** New-Average yield of all German P.A. Bonds begins 1-7-69.

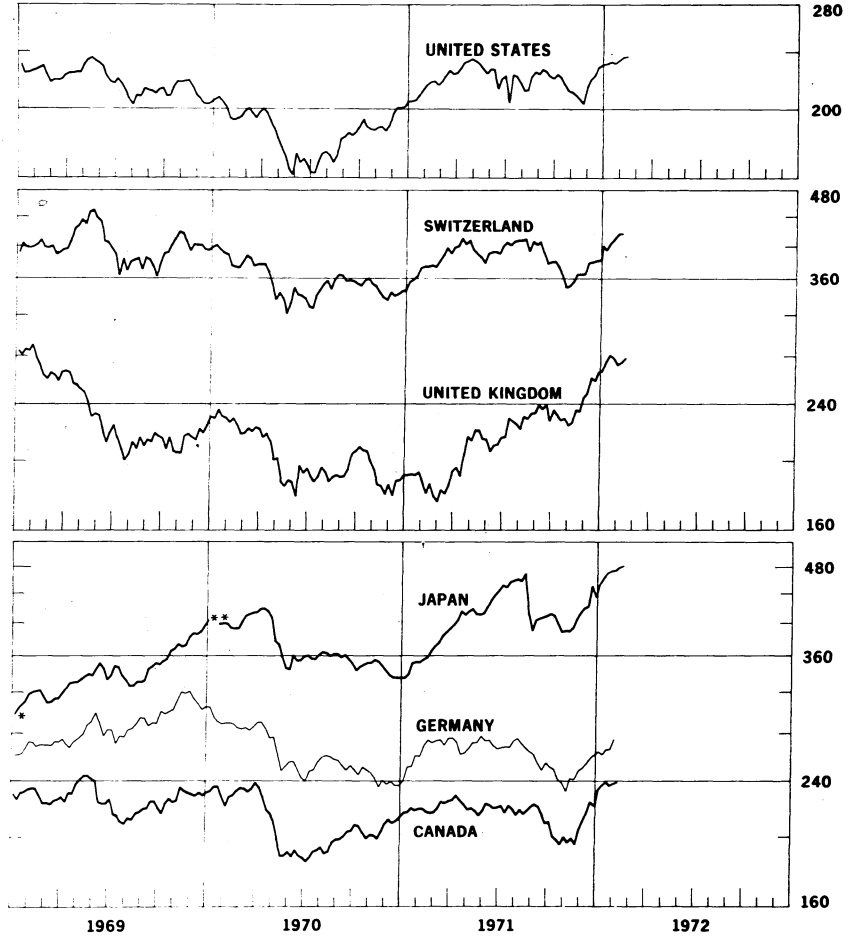
*** New series F starts 12-71.

286

CHART 14

INDUSTRIAL STOCK INDEXES

1958=100
Ratio scale



* Japan index of 225 industrial and other stocks traded on Tokyo exchange.

** Japan index of all industrial and other stocks traded on the first section of the Tokyo Stock Exchange.

H. 13

IV. SELECTED CENTRAL BANK DISCOUNT RATES

No. 456

Country	Current Rate	In Effect Since	Previous Rate	In Effect Since
E.E.C.:				
Belgium	4.5	Feb. 5, 1972	5.0	Jan. 6, 1972
France	6.0	Jan. 13, 1972	6.50	Oct. 29, 1971
Germany	4.0	Dec. 23, 1971	4.5	Oct. 16, 1971
Italy	4.5	Oct. 14, 1971	5.0	Apr. 5, 1971
Netherlands	4.5	Jan. 6, 1972	5.0	Sept. 15, 1971
Switzerland	3.75	Sept. 15, 1969	3.0	July 10, 1967
United Kingdom	5.0	Sept. 3, 1971	6.0	Apr. 1, 1971
Canada	4.75	Oct. 25, 1971	5.25	Feb. 24, 1971
Japan	4.75	Dec. 29, 1971	5.25	July 28, 1971
United States	4.50	Dec. 13, 1971	4.75	Nov. 11, 1971

LATEST FIGURES PLOTTED ON THE CHARTS

Chart	Panel	Series	Date	Rate
1A	Upper	Swiss franc	Feb. 18	-0.350
		U.K. pound	"	-0.190
	Lower	French franc	"	+0.559
		Japanese yen	"	+1.332
1B	Upper	Belgian franc	"	+2.239
		Italian lire	"	-0.867
	Lower	Canadian dollar Actual rate	"	99.52
		German mark	"	+1.502
		Dutch guilder	"	+2.169
2A		German mark	"	+1.27
		Swiss franc	"	+4.31
		U.K. pound	"	-0.52
2B	Upper	Dutch guilder	"	+0.72
		Canadian dollar	"	-0.68
		French franc	"	-0.32
	Lower	Japanese yen	"	n. a.
3A		German mark	"	+1.94
		U.S. dollar	"	+0.30
3B		Swiss franc	"	+4.00
		French franc	"	+0.21
4		Gold price, U.S. dollar per ounce	"	48.16
5A	Upper	Overnight Euro-\$ deposits	Feb. 16	3.25
		Federal Funds	"	3.43
	Middle	Differential	"	-0.18
	Lower	Euro-currencies:		
		Euro DM	Feb. 18	3.75
	Euro Swiss Fr.	"	0.62	
5B	Upper	Japan, Unconditional Money	Feb. 4	5.00
		U.K., 2-day Local Author. Depts.	" 11	4.69
		Canada, Day-to-day Loans	" 9	3.85
	Lower	France, Day-to-Day Money	" 18	5.25
		Germany, Call Money	" 18	3.62
		Netherlands, Call Money	" 28	2.78

IV - 3

Chart	Panel	Series	Date	Rate
6A		Euro-\$ 7-Day Rate	Feb. 18	3.50
		Euro-\$ 1-month Rate	"	4.56
6B		Euro-\$ 3-month Rate	"	5.00
		Euro-\$ 6-month Rate	"	5.56
7A	Upper	Euro-\$ 3-month Deposits	Feb. 16	4.94
		U.S. Certificate of Deposits	"	3.50
	Lower	Differential	"	+1.44
7B	Upper	Euro-\$ 3-month Deposits	"	4.94
		Euro-\$ 3-month Deposits (Adj.)	"	6.18
		U.S. Certificate of Deposits (Adj.)	"	3.95
	Lower	Differential: on Adj. Euro-\$ Deposits	"	+2.23
		on Unadj. Euro-\$ Deposits	"	+0.99
8A	Upper	Euro-\$ 3-month Deposits	Feb. 4	5.16
		Hire Purchase Deposits (covered)	"	4.55
	Lower	Differential	"	-0.61
8B	Upper	Euro-\$ 3-month Deposits	"	5.16
		Local Authority Deposits (covered)	"	4.55
	Lower	Differential	"	-0.61
9A		U.S. Treasury Bill rate	"	2.97
		U.K. Treasury Bill rate	"	4.32
		Local Authority Deposit (uncovered)	Feb. 11	4.88
9B	Upper	Spread (+ = favor London)	" 18	+1.35
		3-month Forward Pound	"	-0.44
	Lower	Net Incentive (+ = favor London)	"	+0.91

290

IV - 4

Chart	Panel	Series	Date	Rate
10A	Upper	Euro-\$ Deposits (covered)	Feb. 16	3.92
		German Interbank Loan rate	"	4.88
	Lower	Differential	"	+0.96
10B	Upper	Euro-\$ Deposits (covered)	"	0.68
		Swiss Deposit rate	"	0.50p
	Lower	Differential	"	-0.18
11	Upper	Canadian Finance Paper	Feb. 18	4.50
		U.S. Treasury Bill rate	"	2.97
		Canadian Treasury Bill rate	"	3.40
		U.S. Prime Finance paper (not plotted)	"	3.75
	Second	Bill rate differential	"	+0.43
		Forward Canadian dollar	"	-0.92
	Third	Net incentive on bills	"	-0.49
	Bottom	Net incentive on Finance Paper	"	-0.17
12A	Upper	U.K. Treasury Bill rate	"	4.32
		U.S. Treasury Bill rate	"	2.97
		German Interbank Loan rate	Feb. 16	4.88
	Lower	Japanese Average rate	December	7.457
		Canadian Treasury Bill rate	Feb. 18	3.40
		U.S. Treasury Bill rate	"	2.97
12B		Euro-\$ Deposits	"	5.00
		Swiss 3-month Deposit rate	"	0.50p
		U.S. Treasury Bill rate	Feb. 18	2.97

IV - 5

Chart	Panel	Series	Date	Rate
13	Upper	Netherlands	Jan. 7 Jan. 28	7.17 6.93
		Canada	Feb. 9	6.51
		United States	" 16	5.53
		Switzerland	" 11	4.69
	Middle	* Germany	Jan. 31	7.45
		United Kingdom	Feb. 11	8.34
		Euro-dollar bonds	Feb. 18	7.2
	Lower	U.S. Corp. Dollar Euro-bonds ***	January	7.81
		U.S. Corp. DM Euro-bonds ***	"	7.15
		U.S. Corp. Aaa bonds	"	7.19
14	Upper	Switzerland	Feb. 11	415.7
		Germany	Feb. 7	275.2
		United States	" 18	237.57
	Middle	United Kingdom	" "	278.07
		Canada	" 10	239.84
	Lower	** Japan	" 12	481.75
		United States	" 18	237.57

* New -- Average yield of ALL German Public Authorities bonds made as of banking key days.

** Beginning week ended September 5, 1970, the Japanese index plotted is that of all industrial and other stocks on the First Section of the Tokyo Stock Exchange.

*** Series F.