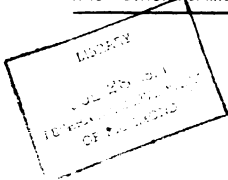


Bd. 8 Cor
H-13

July 21, 1971 No. 515

H-13 Division of International Finance Europe and British Commonwealth Section



SELECTED INTEREST & EXCHANGE RATES FOR MAJOR COUNTRIES & THE U.S.

WEEKLY SERIES OF CHARTS

BOARD OF GOVERNORS OF THE FEDERAL RESERVE SYSTEM

TABLE OF CONTENTS

PART I. EXCHANGE RATES AND GOLD PRICES

- Chart 1A and B - Spot Exchange Rates, Major Currencies against U.S. Dollar
- Chart 2A and B - 3-Month Forward Exchange Rates, Major Currencies against U.S. Dollar
- Chart 3A and B - 3-Month Forward Exchange Rates, Major Currencies against U.K. Pound
- Chart 4 - Gold Price in London

PART II. SHORT-TERM INTEREST RATES

- Chart 5 - Call Money Rates
- Chart 6A and B - London: Euro-\$ Deposit Rates
- Chart 7A and B - New York - London: Yields on U.S. Dollar Funds
- Chart 8A and B - London: Covered Yields on U.S. Dollar Funds
- Chart 9A and B - Interest Arbitrage: United States-United Kingdom
- Chart 10A and B - Interest Arbitrage: U.S.-Germany and U.S.-Switzerland
- Chart 11 - Interest Arbitrage: United States-Canada
- Chart 12A and B - Selected Short-term Interest Rates

PART III. LONG-TERM INTEREST RATES AND STOCK INDICES

- Chart 13 - Long-Term Bond Yields
- Chart 14 - Industrial Stock Indices

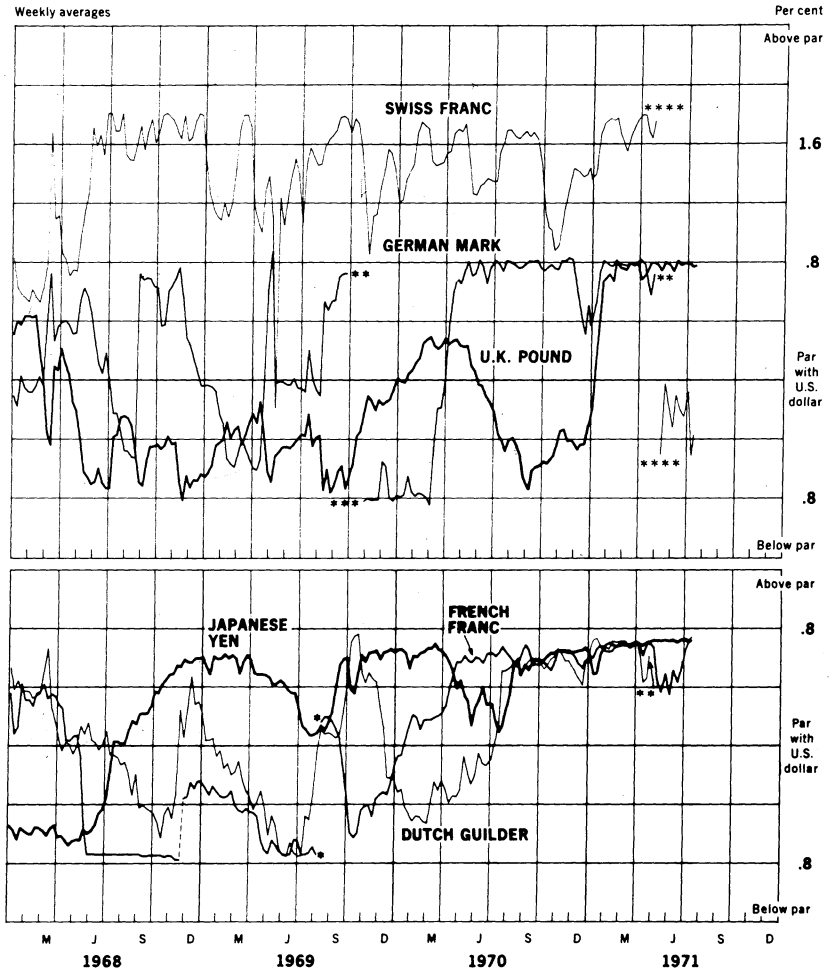
PART IV. SELECTED CENTRAL BANK DISCOUNT RATES AND LATEST FIGURES PLOTTED ON THE CHARTS

NOTE: This series is a continuation of the CAPITAL MARKETS DEVELOPMENTS ABROAD, which has been published under that title through December 31, 1968. The changes in the format and order of the charts are fully explained in the Supplement to the series, which accompanied issue dated January 1, 1969.

Chart 1A

SPOT EXCHANGE RATES - MAJOR CURRENCIES AGAINST U.S. DOLLAR

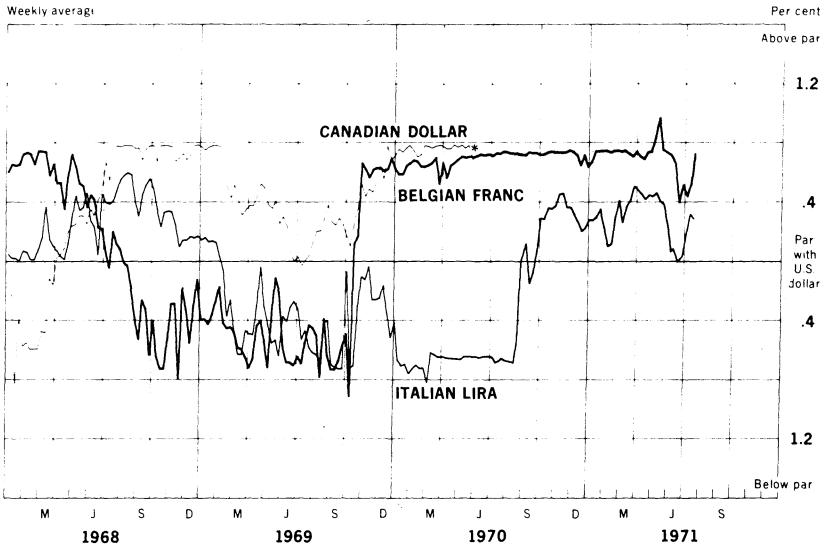
Weekly averages



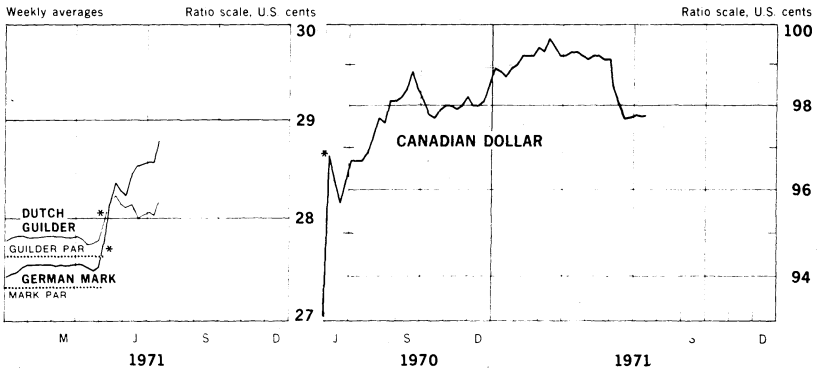
- Devaluation of the French franc from 4.94 to 5.55 for \$1.00.
- Rate not supported by Central Bank.
- Revaluation of the DM from 25.00 to 27.32 in U.S. cents.
- May 10, 1971 - Swiss franc revalued, new par 24.485 U.S. cents.

Chart 1B

SPOT EXCHANGE RATES - MAJOR CURRENCIES AGAINST U.S. DOLLAR



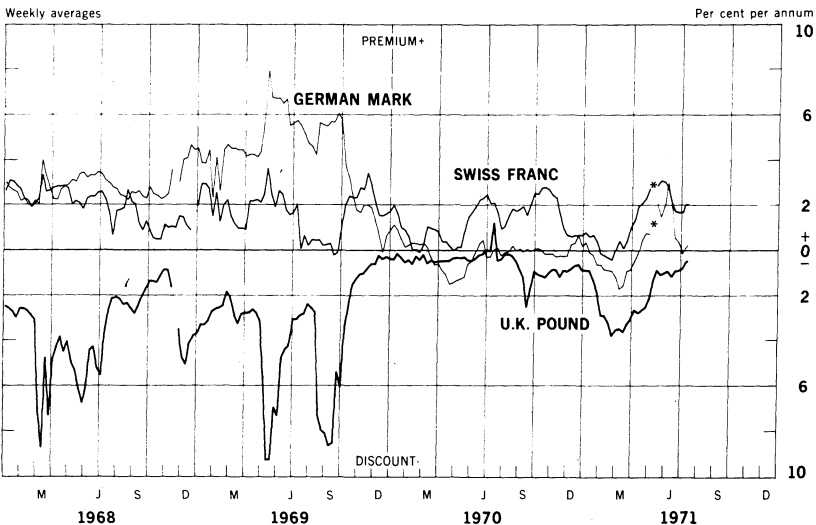
CURRENCIES WITH FLOATING EXCHANGE RATES



* Rate not supported by Central Bank

Chart 2A

3-MONTH FORWARD EXCHANGE - MAJOR CURRENCIES AGAINST U.S. DOLLAR



* No quotation.

4-MONTH FORWARD YEN AGAINST U.S. DOLLAR

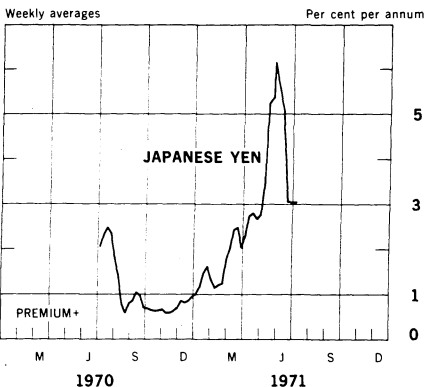
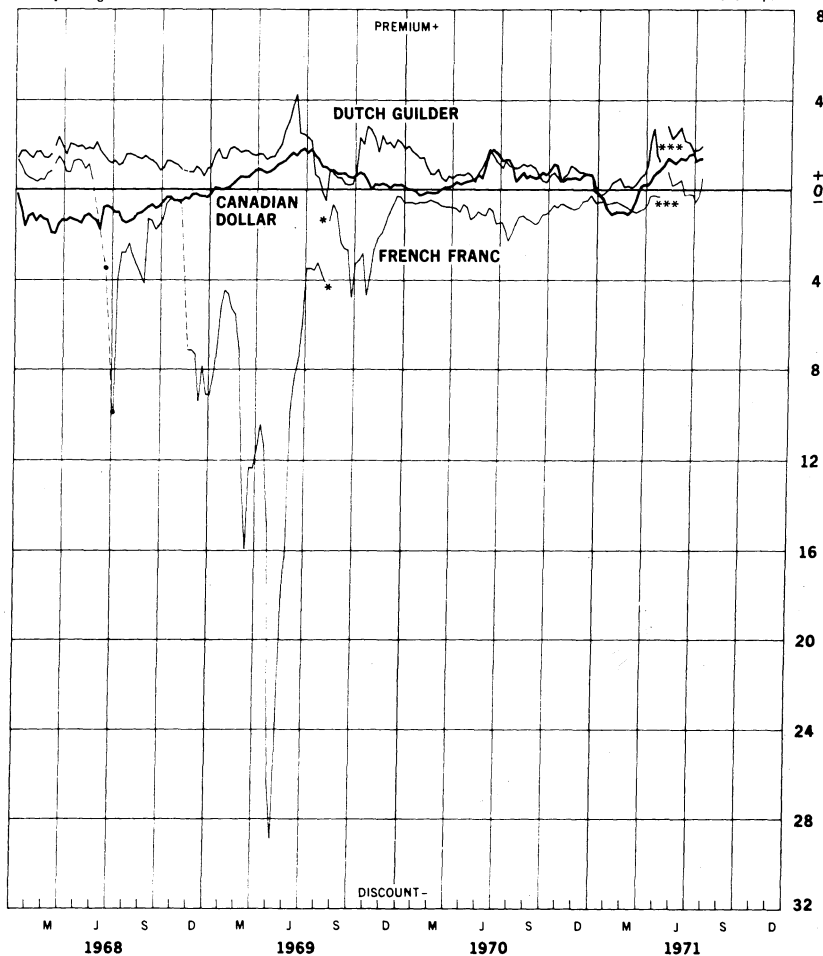


Chart 2B

3-MONTH FORWARD EXCHANGE - MAJOR CURRENCIES AGAINST U.S. DOLLAR

Weekly averages

Per cent per annum



* Devaluation of the French franc from 4.94 to 5.55 for \$1.00.

** Can. \$ rate not supported by Bank of Canada.

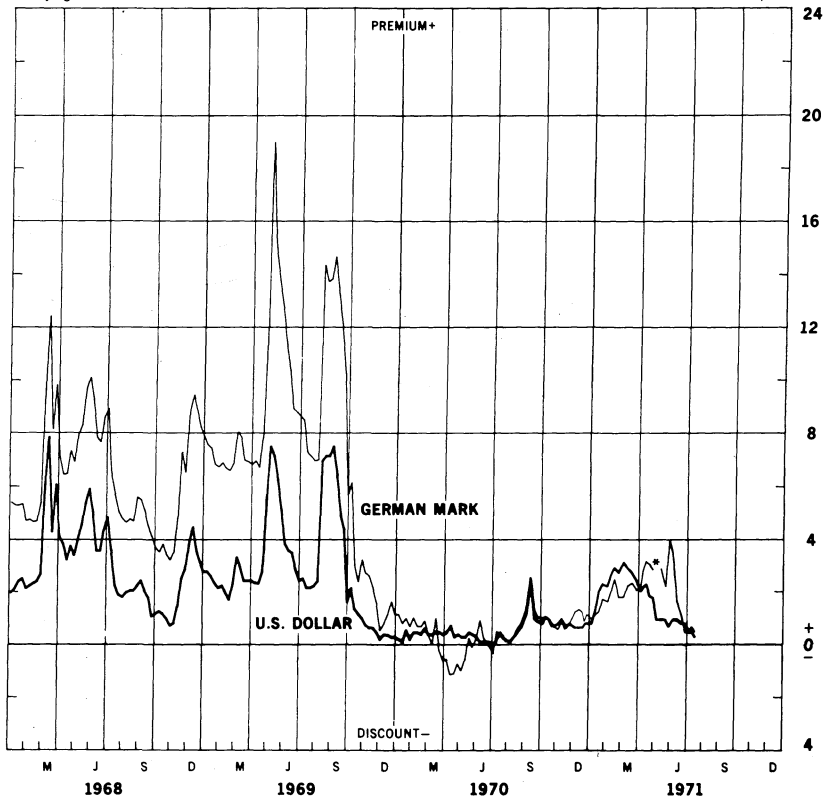
*** No quotation

Chart 3A

3-MONTH FORWARD EXCHANGE - MAJOR CURRENCIES AGAINST U.K. POUND

Friday figures

Per cent per annum



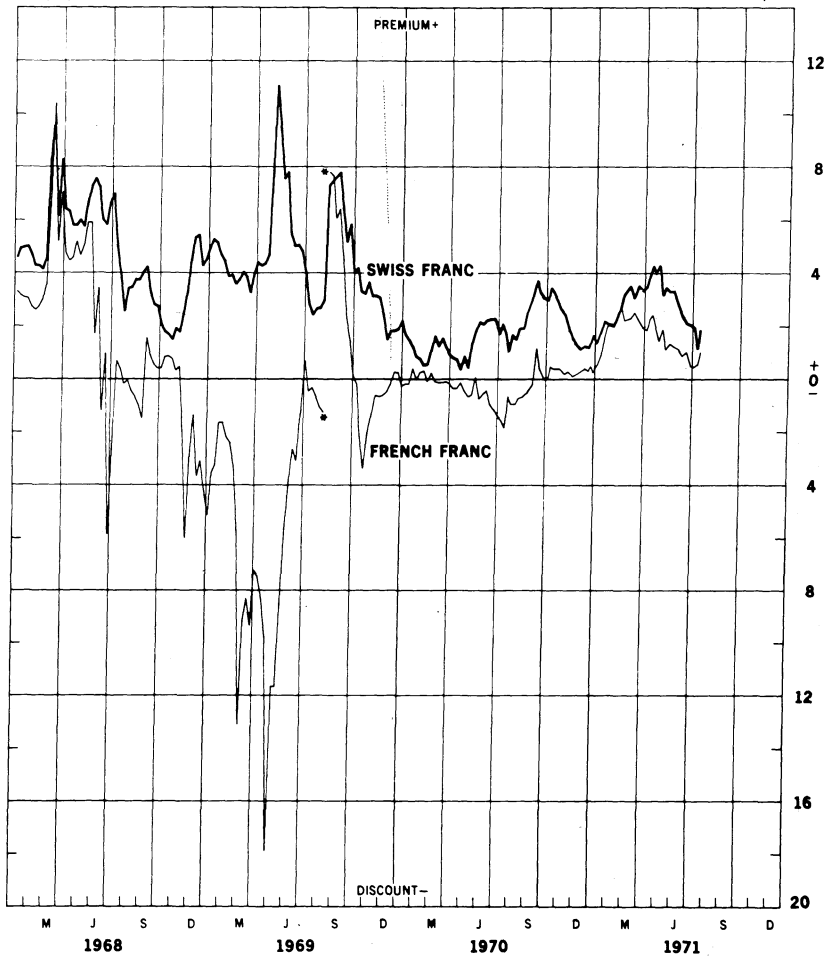
*No quotation.

Chart 3B

3-MONTH FORWARD EXCHANGE - MAJOR CURRENCIES AGAINST U.K. POUND

Friday figures

Per cent per annum



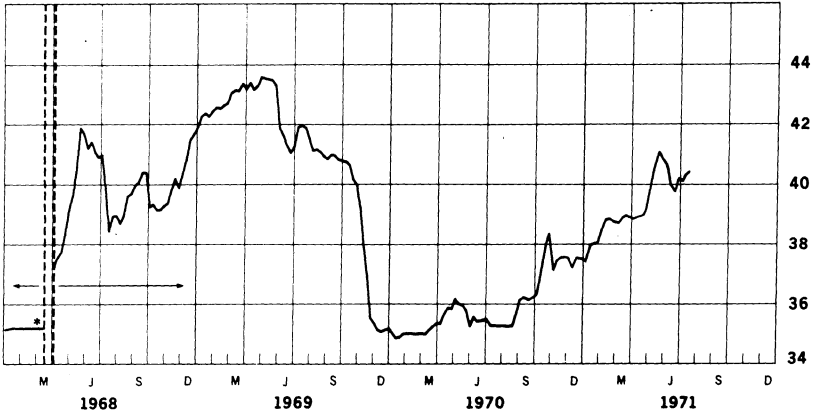
*Devaluation of the French franc from 4.94 to 5.55 for \$1.00

Chart 4

GOLD PRICE IN LONDON, 12.5 Kg BARS

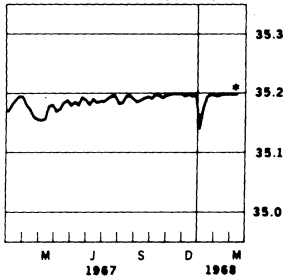
Week's average of afternoon fixings

U.S. dollar equivalent per fine ounce



MARKET SUPPORTED BY GOLD POOL

U.S. dollar equivalent per fine ounce

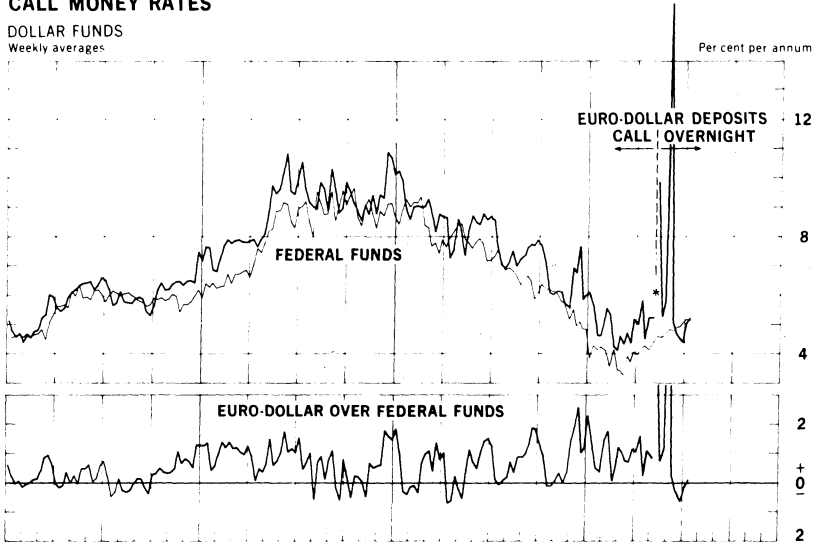


* Market closed March 15-April 1, 1968

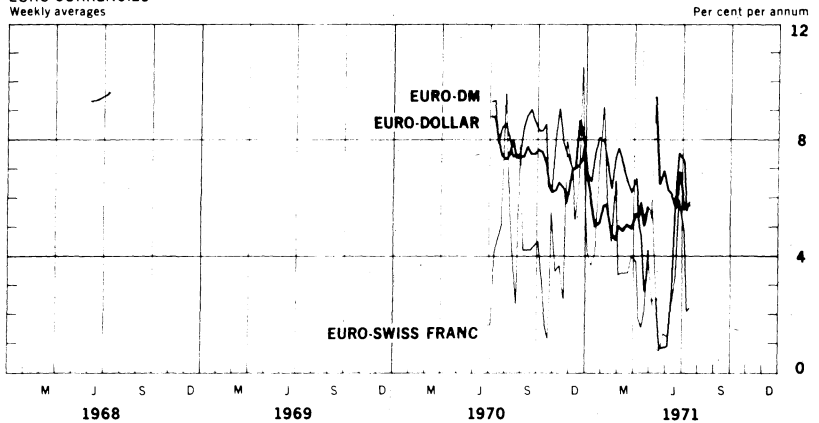
CHART 5A

CALL MONEY RATES

DOLLAR FUNDS
Weekly averages



EURO-CURRENCIES
Weekly averages



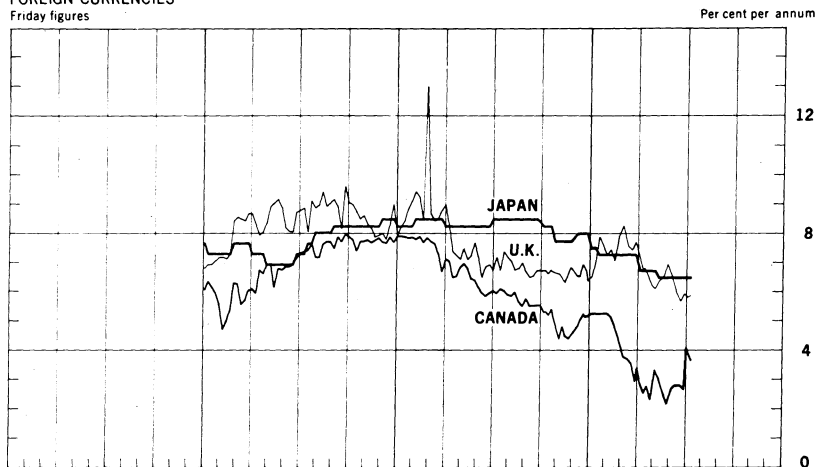
* May 10, 1971 - Changed to Overnight Euro \$ Deposits.

Chart 5B

CALL MONEY RATES

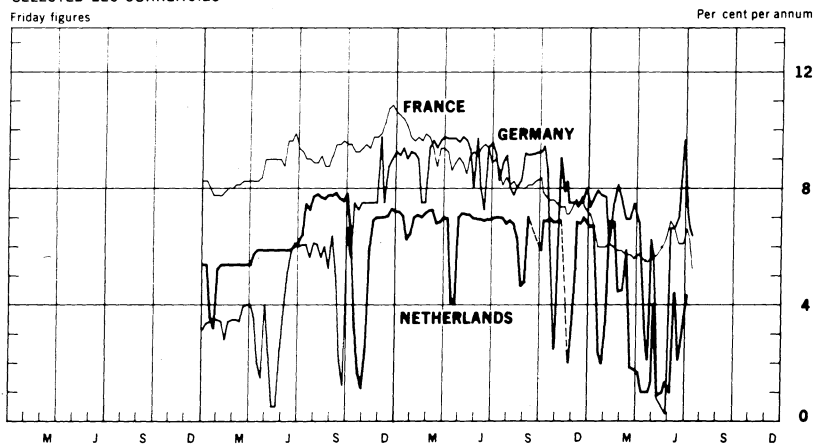
FOREIGN CURRENCIES*

Friday figures



SELECTED EEC CURRENCIES**

Friday figures



* Japan, Unconditional Money; U.K., 2-day Local Authority Deposits; Canada, Day-to-day Loans, weekly average.

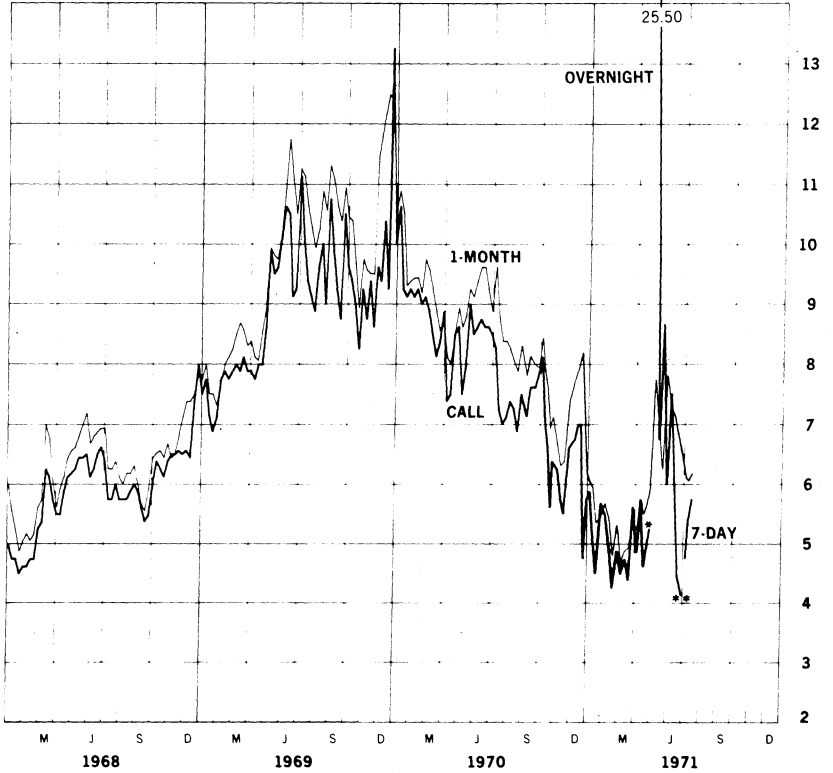
** Germany, Call Money; France, Day-to-day Money; Netherlands, Call Money, weekly average.

Chart 6A

LONDON: EURO-DOLLAR DEPOSIT RATES

Friday figures

Per cent per annum



* May 12/71—changed to Overnight Euro-Dollar Deposits

** July 1—changed to 7-Day Euro-Dollar

Chart 6B

LONDON: EURO-DOLLAR DEPOSIT RATES

Friday figures

Per cent per annum

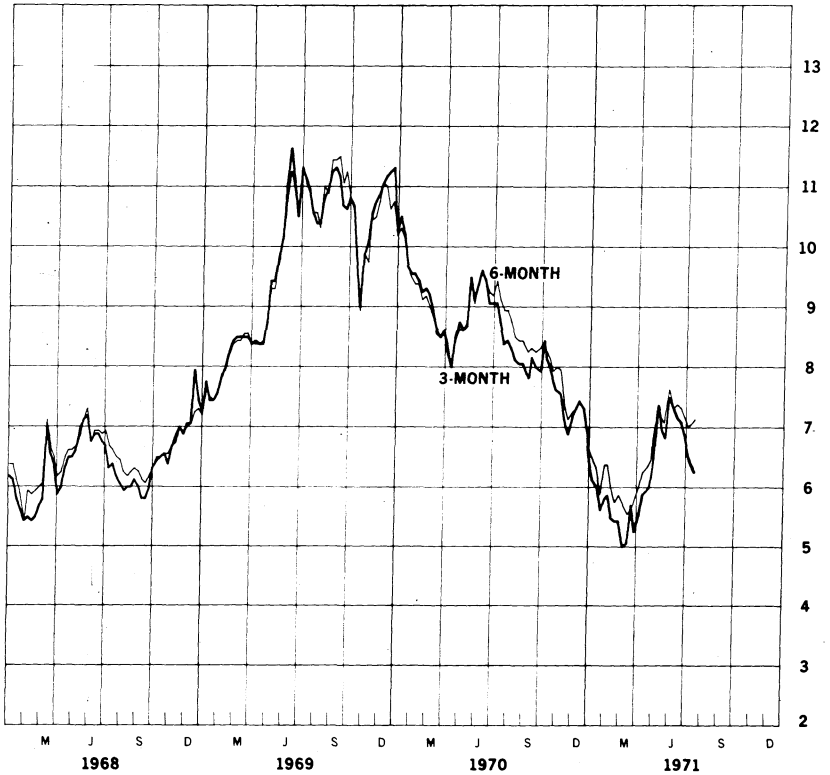


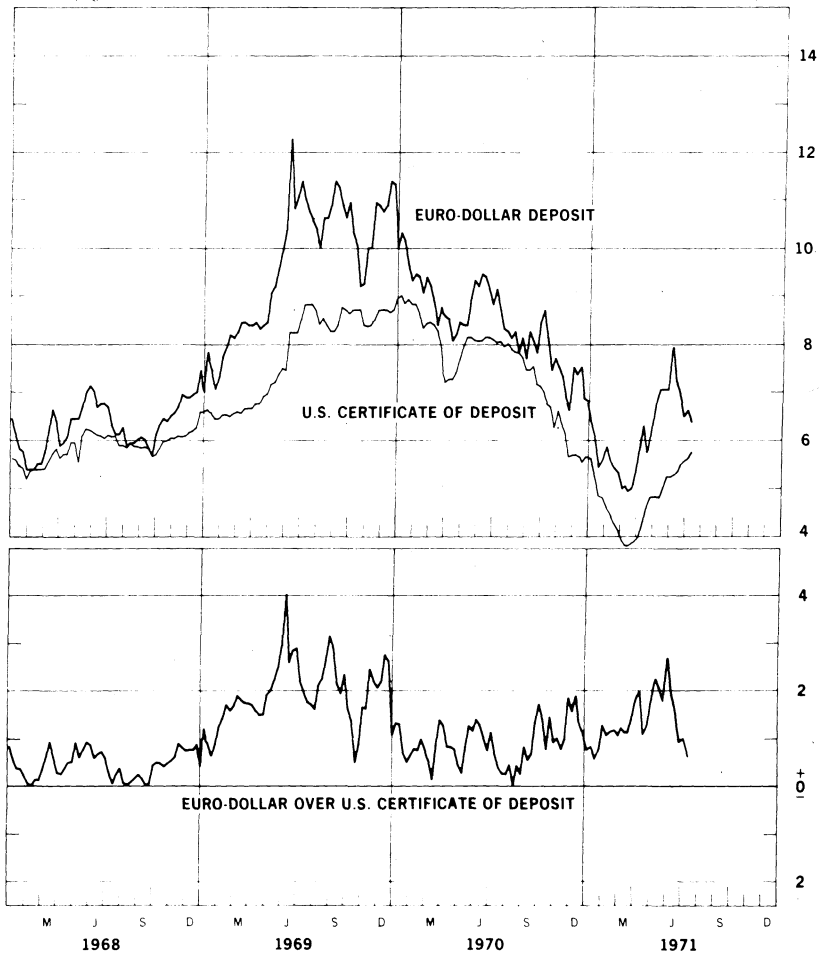
Chart 7A

NEW YORK-LONDON: YIELDS ON U.S. DOLLAR FUNDS

3-MONTH DOLLAR DEPOSIT RATES—SECONDARY MARKET

Wednesday figures

Per cent per annum

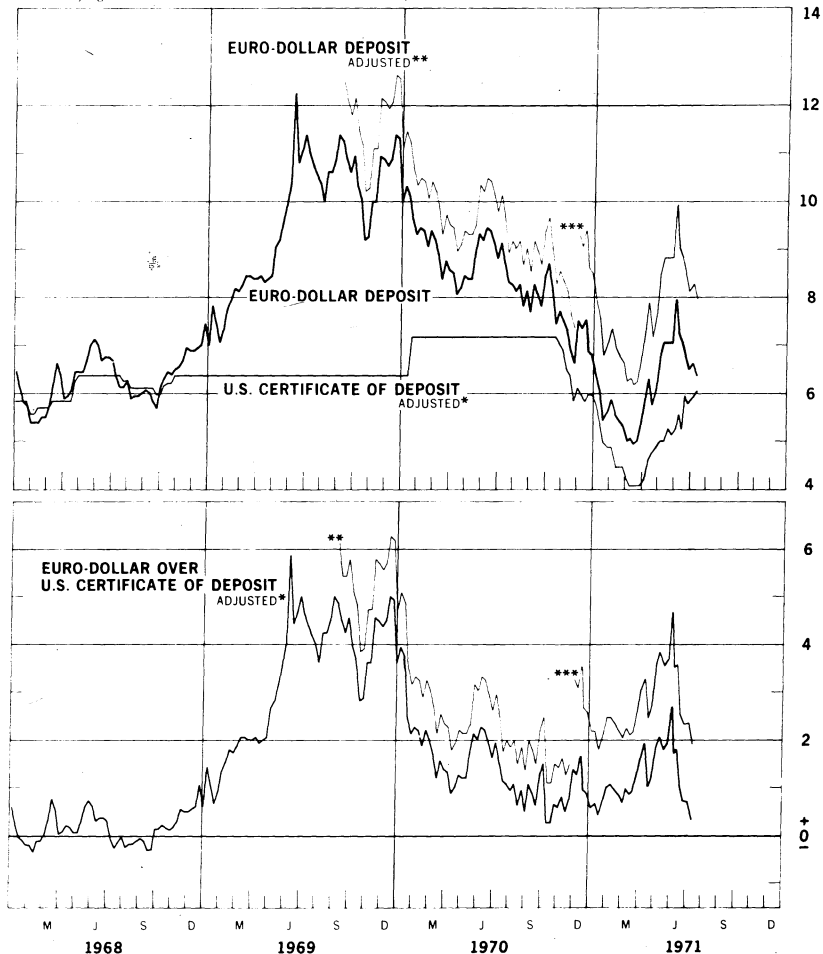


NEW YORK-LONDON: COSTS OF U.S. DOLLAR FUNDS

3-MONTH DOLLAR DEPOSIT RATES—PRIMARY MARKET

Wednesday figures

Per cent per annum



* Adjusted for Reserve Requirement
 ** Adjusted for 10% Marginal Reserve Requirement
 *** Adjusted for 20% Marginal Reserve Requirement

LONDON: COVERED YIELDS ON U.S. DOLLAR FUNDS

HIRE PURCHASE AND EURO-DOLLAR RATES
Friday figures

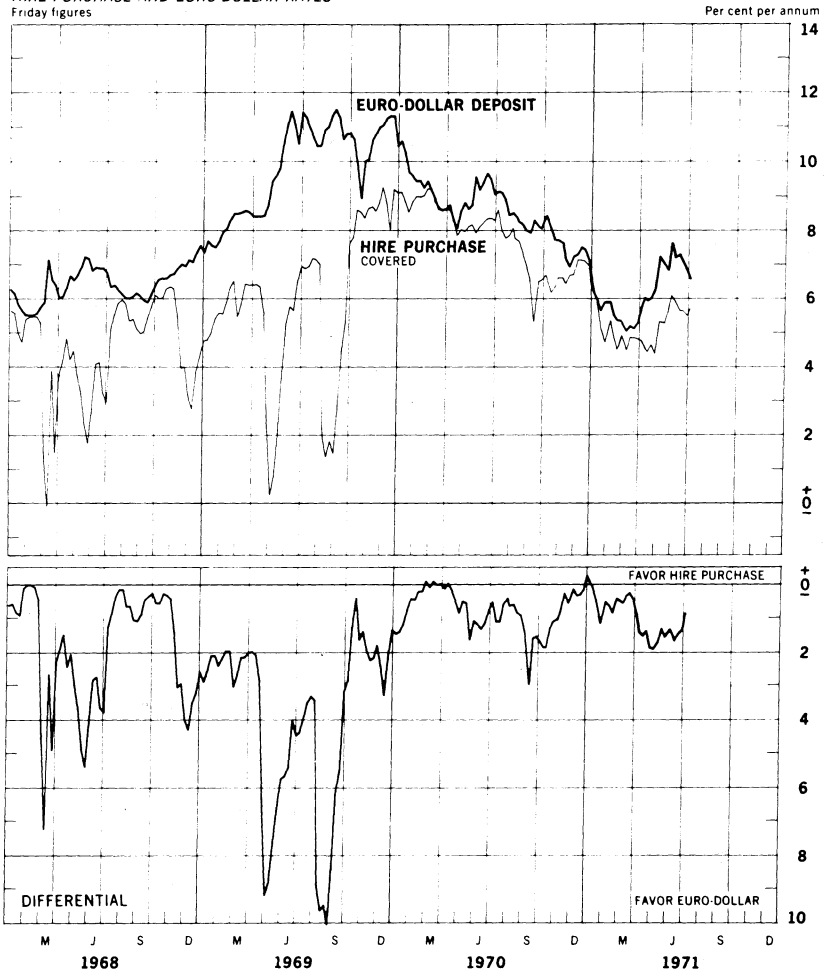


Chart 8B

LONDON: COVERED YIELDS ON U.S. DOLLAR FUNDS

LOCAL AUTHORITY AND EURO-DOLLAR RATES

Friday figures

Per cent per annum

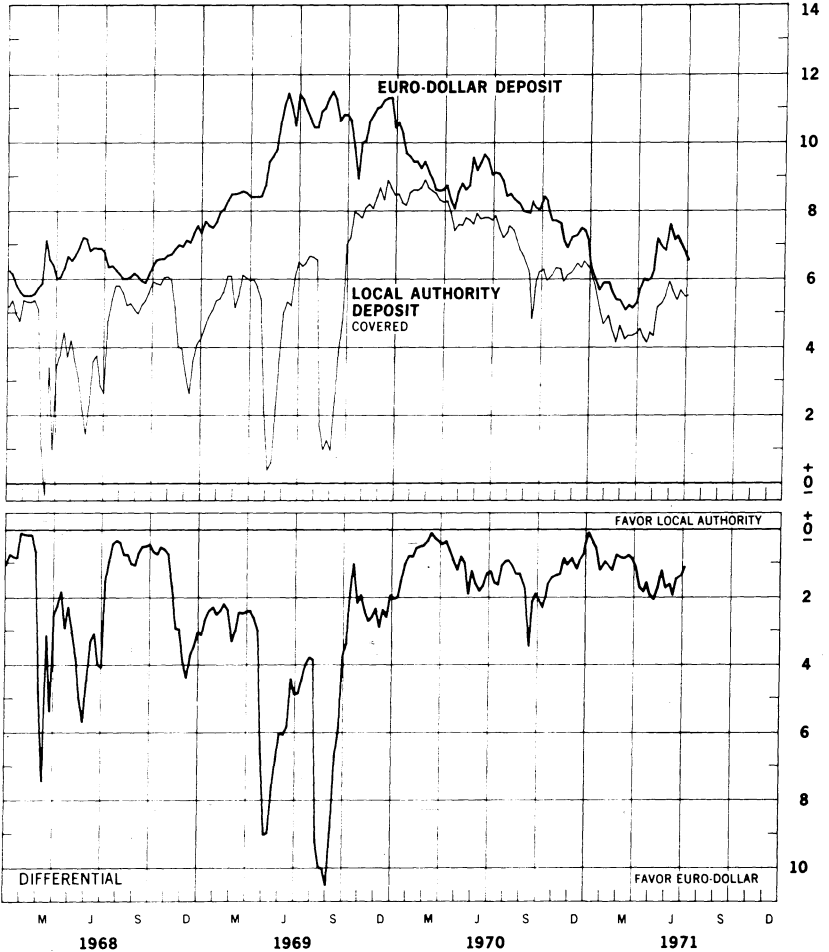
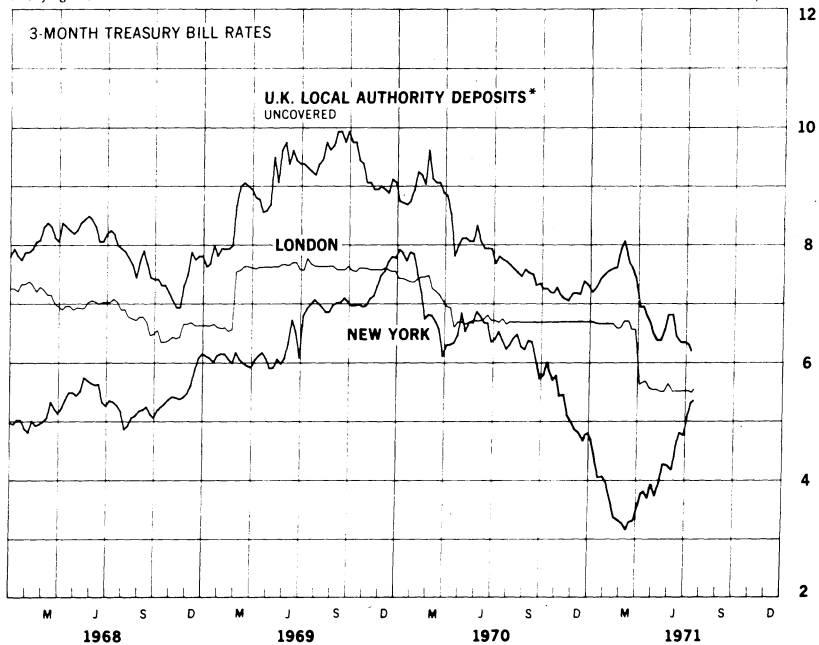


Chart 9A

INTEREST ARBITRAGE: UNITED STATES AND UNITED KINGDOM

Friday figures

Per cent per annum



* Plotted for comparison purposes

Chart 9B

INTEREST ARBITRAGE: UNITED STATES AND UNITED KINGDOM

Friday figures

Per cent per annum

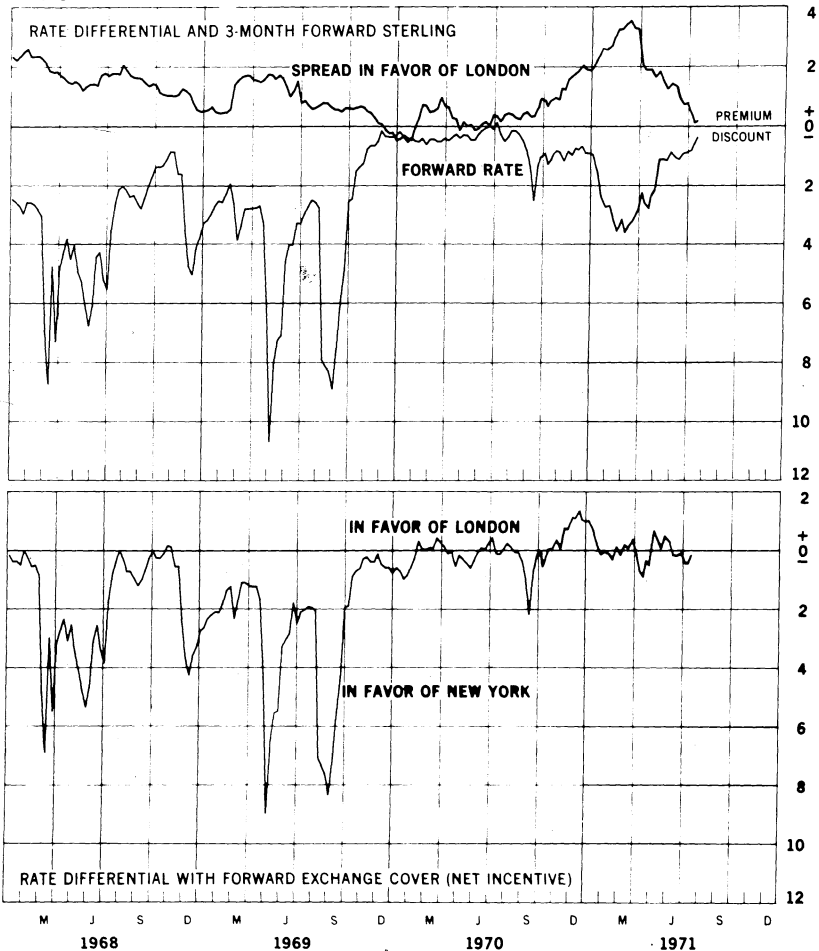


Chart 104

3-MONTH FUNDS INTEREST ARBITRAGE: EURO-DOLLAR - GERMAN MARK

FRANKFURT INTERBANK LOAN RATE VS. LONDON EURO-DOLLAR RATE

Wednesday rates

Per cent per annum

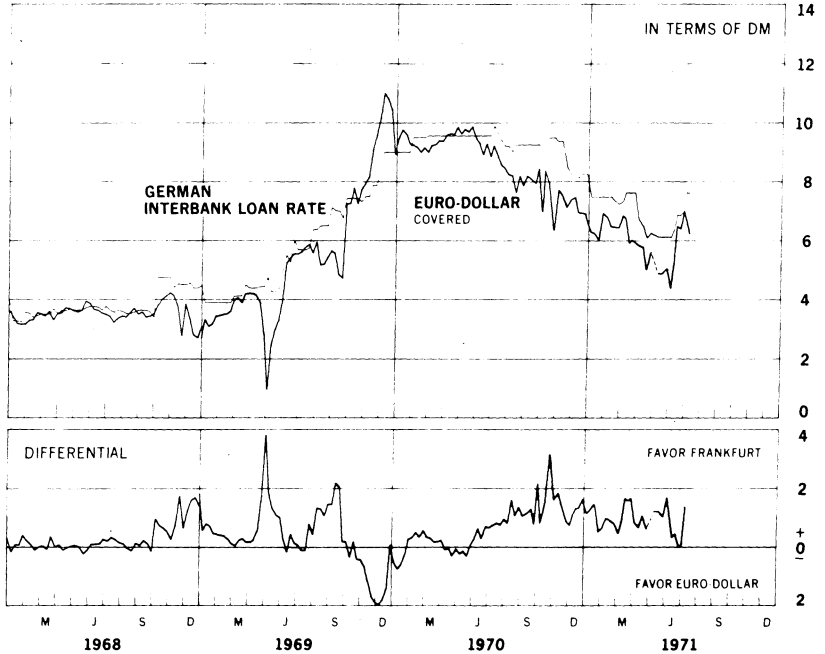
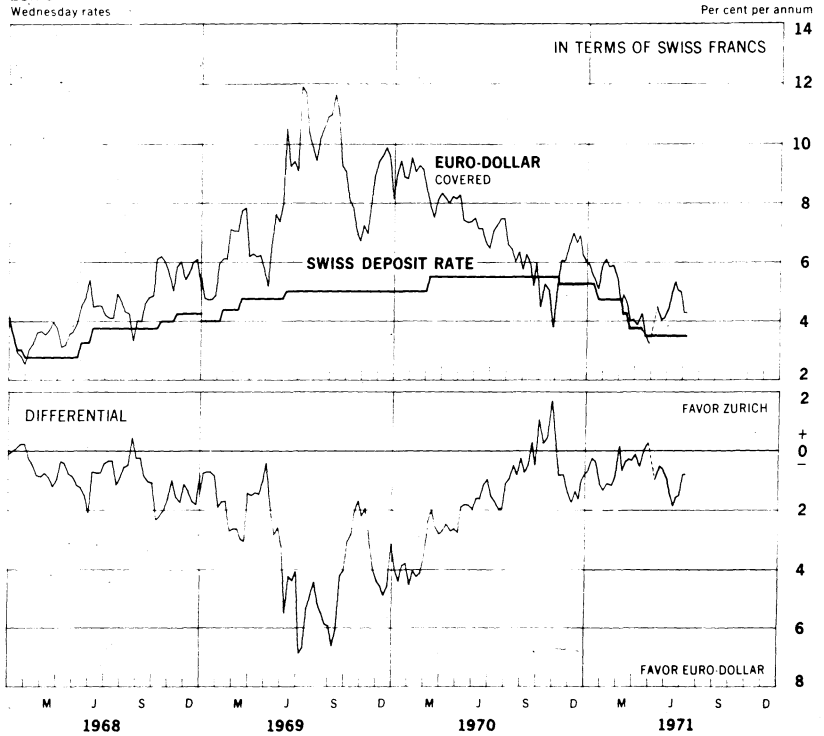


Chart 10B

3-MONTH FUNDS INTEREST ARBITRAGE: EURO-DOLLAR - SWISS FRANC

ZURICH DEPOSIT RATE VS. LONDON EURO-DOLLAR RATE

Wednesday rates



3-MONTH INTEREST ARBITRAGE: UNITED STATES - CANADA

Friday figures

Per cent per annum

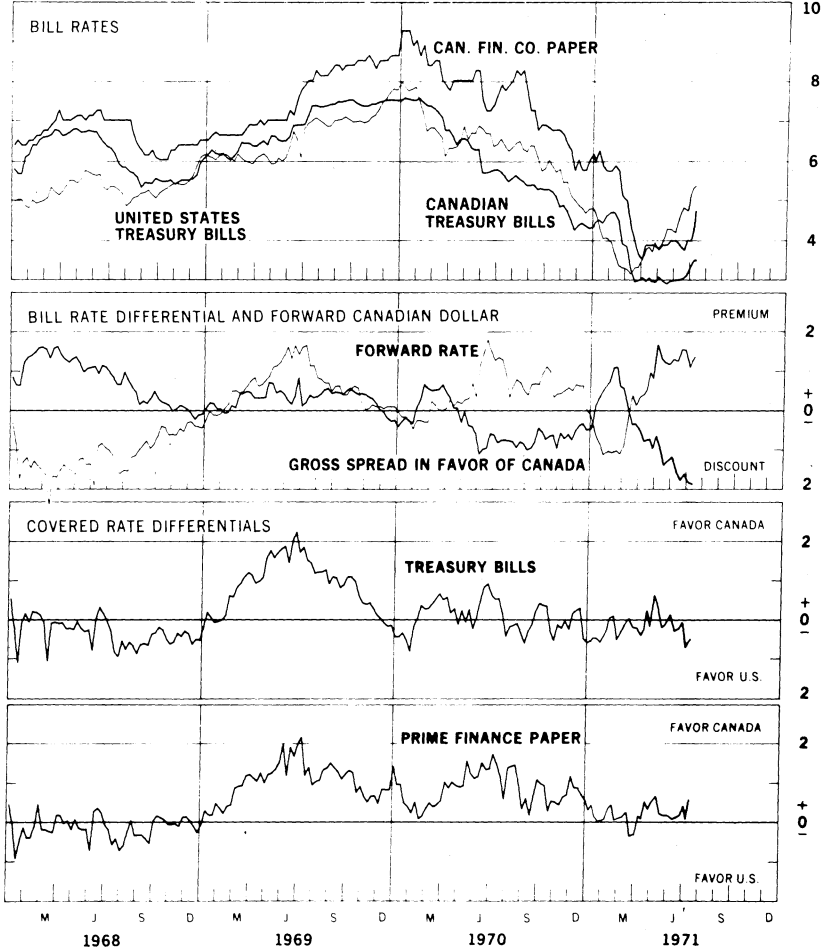
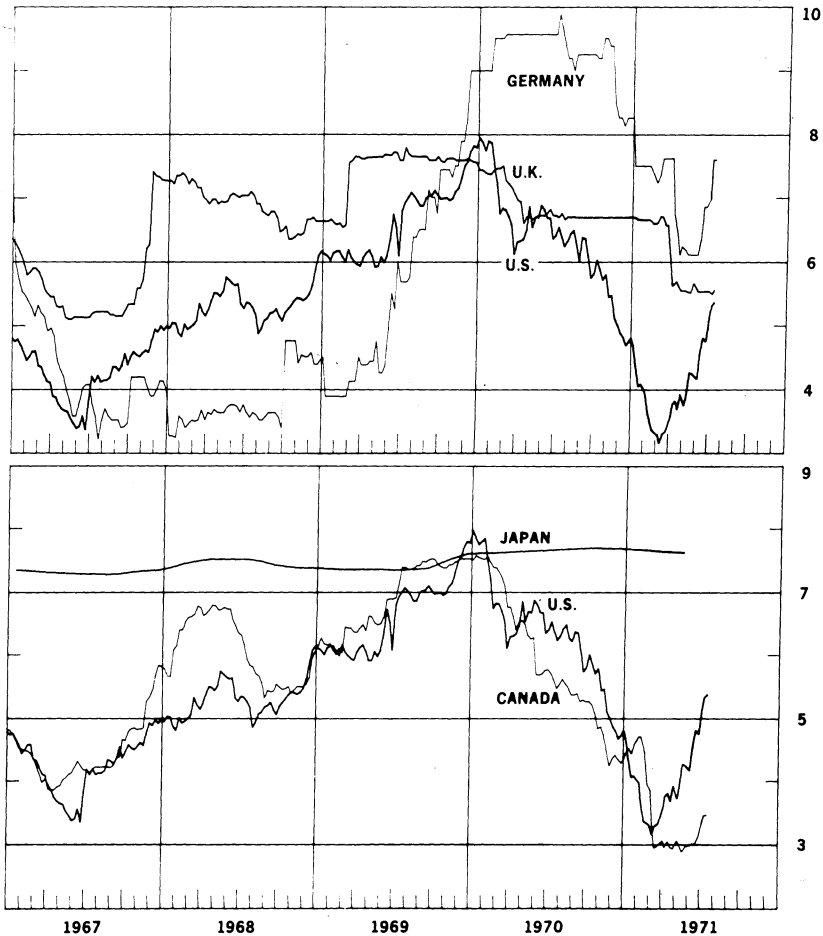


Chart 12A

SELECTED SHORT-TERM INTEREST RATES*

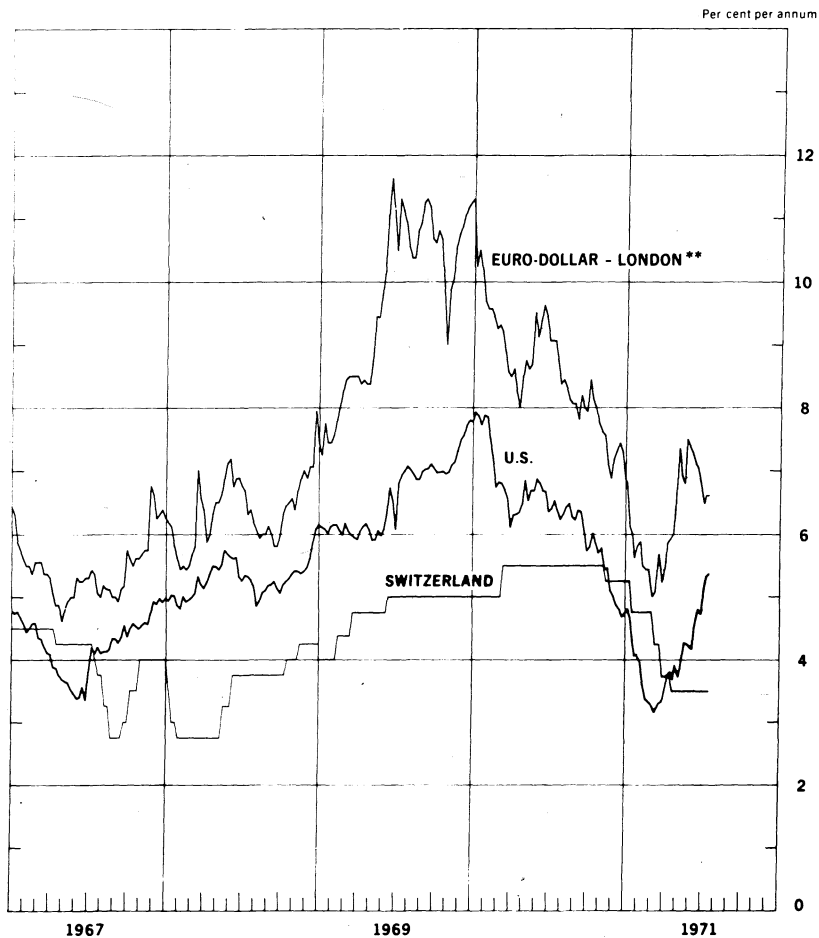
Per cent per annum



* 3-month treasury bill rates for all countries except Japan (Average rate on bank loans and discounts) and Germany (Interbank Loan Rate)

Chart 12B

SELECTED SHORT-TERM INTEREST RATES *



* 3 month treasury bill rate for U.S. Switzerland—3 month deposit rate

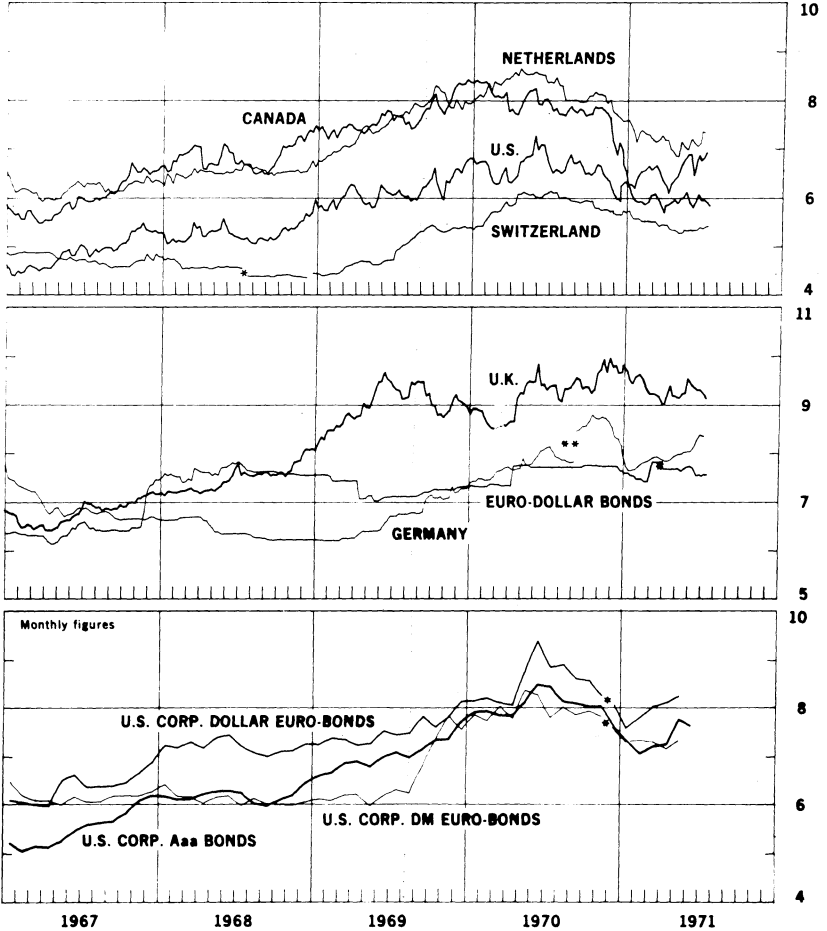
** 3 month rate for U.S. dollar deposits in London.

Chart 13

LONG-TERM BOND YIELDS

Weekly figures

Per cent per annum

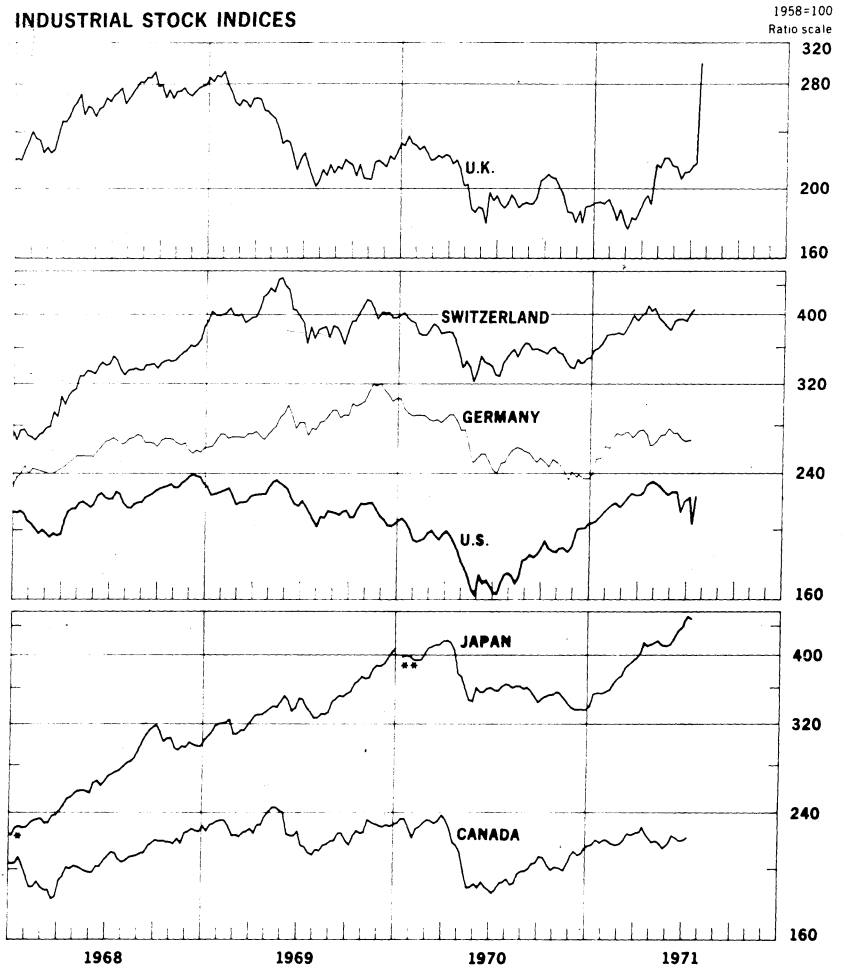


* New series for Switzerland starts 8-2-68, U.S. Corp. Dollar Euro-Bonds and U.S. Corp. DM Euro-Bonds starts 12-70, Euro-Dollar Bonds start 4-2-71

** New-Average yield of all German P.A. Bonds begins 9-4-70.

CHART 14

INDUSTRIAL STOCK INDICES



* Japan index of 225 industrial and other stocks traded on the Tokyo exchange.

** Japan index of all industrial and other stocks traded on the first section of the Tokyo Stock Exchange.

IV. SELECTED CENTRAL BANK DISCOUNT RATES

Country	Current Rate	In Effect Since	Previous Rate	In Effect Since
E. E. C.:				
Belgium	6.0	Mar. 25, 1971	6.5	Dec. 10, 1970
France	6.75	May 13, 1971	6.5	Jan. 8, 1971
Germany	5.0	Apr. 1, 1971	6.0	Dec. 3, 1970
Italy	5.0	Apr. 5, 1971	5.5	Mar. 9, 1970
Netherlands	5.5	Apr. 5, 1971	6.0	Aug. 4, 1969
Switzerland	3.75	Sept. 15, 1969	3.0	July 10, 1967
United Kingdom	6.0	Apr. 1, 1971	7.0	Apr. 15, 1970
Canada	5.25	Feb. 24, 1971	5.75	Feb. 15, 1971
Japan	5.5	May 8, 1971	5.75	Jan. 20, 1971
United States	5.00	July 16, 1971	4.75	Feb. 13, 1971

LATEST FIGURES PLOTTED ON THE CHARTS

Chart	Panel	Series	Date	Rate
1A	Upper	Swiss franc	July 16	- 0.364
		* German mark	"	28.79
		U.K. pound	"	+ 0.770
	Lower	* Dutch guilder	"	28.17
		French franc	"	+ 0.739
		Japanese yen	"	+ 0.723
1B		Belgian franc	"	+ 0.720
		Italian lire	"	+ 0.293
		* Canadian dollar	"	97.77
2A		German mark	July 16	+ 0.24
		Swiss franc	"	+ 2.04
		U.K. pound	"	- 0.46
2B		Dutch guilder	"	+ 1.92
		Canadian dollar	"	+ 1.37
		French franc	"	+ 0.48
		Japanese yen	July 13	+ 3.05
3A		German mark	July 16	+ 0.48
		U.S. dollar	"	+ 0.27
3B		Swiss franc	"	+ 1.88
		French franc	"	+ 1.02
4		Gold price, U.S. dollar per ounce	July 16	40.44
5A	Upper	Overnight deposits	July 14	5.25
		Federal Funds	"	5.13
	Lower	Differential	"	+ 0.12
		Euro-currencies: Euro \$	July 16	5.75
		Euro DM	"	5.84
Euro Swiss Fr.	"	2.22		
5B	Upper	Japan, Unconditional Money	July 9	6.50
		U.K., 2-day Local Author. Deps.	"	5.88
		Canada, Day-to-day Loans	July 7	3.63
	Lower	France, Day-to-Day Money	July 16	5.25
Germany, Call Money		"	6.38	
Netherlands, Call Money		July 2	4.35	

* Floating rates in U.S. cents

29

Chart	Panel	Series	Date	Rate
6A		Euro-\$ 7-day Rate	July 16	5.75
		Euro-\$ 1-month Rate	"	6.19
6B		Euro-\$ 3-month Rate	"	6.25
		Euro-\$ 6-month Rate	"	7.12
7A	Upper	Euro-\$ 3-month Deposits	July 14	6.38
		U.S. Certificate of Deposits	"	5.75
	Lower	Differential	"	+0.63
7B	Upper	Euro-\$ 3-month Deposits	"	6.38
		Euro-\$ 3-month Deposits (Adj.)	"	7.97
		U.S. Certificate of Deposits (Adj.)	"	6.05
	Lower	Differential: on Adj. Euro-\$ Deposits	"	+1.92
		on Unadj. Euro-\$ Deposits	"	+0.35
8A	Upper	Euro-\$ 3-month Deposits	July 2	6.56
		Hire Purchase Deposits (covered)	"	5.72
	Lower	Differential	"	-0.84
8B	Upper	Euro-\$ 3-month Deposits	"	6.56
		Local Authority Deposits (covered)	"	5.47
	Lower	Differential	"	-1.09
9A		U.S. Treasury Bill rate	July 16	5.37
		U.K. Treasury Bill rate	"	5.56
		Local Authority Deposit (uncovered)	July 9	6.19
9B	Upper	Spread (+/- favor London)	July 16	+0.19
		3-month Forward Pound	"	-0.37
	Lower	Net Incentive (+/- favor London)	"	-0.18

Chart	Panel	Series	Date	Rate
10A	Upper	Euro-\$ Deposits (covered)	July 9	6.22
		German Interbank Loan rate	"	7.62
	Lower	Differential	"	+1.40
10B	Upper	Euro-\$ Deposits (covered)	"	4.28
		Swiss Deposit rate	"	3.50
	Lower	Differential	"	-0.78
11	Upper	Canadian Finance Paper	July 16	4.75
		U.S. Treasury Bill rate	"	5.37
		Canadian Treasury Bill rate	"	3.48
		U.S. Prime Finance paper (not plotted)	"	5.56
	Second	Bill rate differential	"	-1.89
		Forward Canadian dollar	"	+1.39
	Third	Net incentive on bills	"	-0.50
	Bottom	Net incentive on Finance Paper	"	+0.58
12A	Upper	U.K. Treasury Bill rate	July 16	5.56
		U.S. Treasury Bill rate	"	5.37
		German Interbank Loan rate	"	7.62
	Lower	Japanese Average rate	May	7.640
		Canadian Treasury Bill rate	July 16	3.48
		U.S. Treasury Bill rate	"	5.37
12B		Euro-\$ Deposits	"	6.62
		Swiss 3-month Deposit rate	"	3.50
		U.S. Treasury Bill rate	"	5.37

Chart	Panel	Series	Date	Rate
13	Upper	Netherlands	July 2	7.32
		Canada	July 7	6.93
		United States	July 14	5.81
		Switzerland	July 9	5.41
	Middle	* Germany	July 7	8.35
		United Kingdom	July 9	9.13
		Euro-dollar bonds	July 16	7.58
	Lower	U.S. Corp. Dollar Euro-bonds	May	8.24
		U.S. Corp. DM Euro-bonds	"	7.34
U.S. Corp. Aaa bonds		June	7.64	
14	Upper	Switzerland	July 9	405.8
		Germany	July 7	267.20
		United States	July 16	222.90
	Middle	United Kingdom	"	299.95
		Canada	July 8	221.17
	Lower	** Japan	July 12	449.93
		United States	July 16	222.90

* New -- Average yield of ALL German Public Authorities bonds made as of banking key days.

** Beginning week ended September 5, 1970, the Japanese index plotted is that of all industrial and other stocks on the First Section of the Tokyo Stock Exchange.