


June 16, 1971 No. 510

H-13 Division of International Finance Europe and British Commonwealth Section

---



*Bel. & Ger...  
Capital Market  
N-13*

# SELECTED INTEREST & EXCHANGE RATES FOR MAJOR COUNTRIES & THE U.S.

WEEKLY SERIES OF CHARTS

---

BOARD OF GOVERNORS OF THE FEDERAL RESERVE SYSTEM

---

## TABLE OF CONTENTS

### PART I. EXCHANGE RATES AND GOLD PRICES

- Chart 1A and B - Spot Exchange Rates, Major Currencies against U.S. Dollar
- Chart 2A and B - 3-Month Forward Exchange Rates, Major Currencies against U.S. Dollar
- Chart 3A and B - 3-Month Forward Exchange Rates, Major Currencies against U.K. Pound
- Chart 4 - Gold Price in London

### PART II. SHORT-TERM INTEREST RATES

- Chart 5 - Call Money Rates
- Chart 6A and B - London: Euro-\$ Deposit Rates
- Chart 7A and B - New York - London: Yields on U.S. Dollar Funds
- Chart 8A and B - London: Covered Yields on U.S. Dollar Funds
- Chart 9A and B - Interest Arbitrage: United States-United Kingdom
- Chart 10A and B - Interest Arbitrage: U.S.-Germany and U.S.-Switzerland
- Chart 11 - Interest Arbitrage: United States-Canada
- Chart 12A and B - Selected Short-term Interest Rates

### PART III. LONG-TERM INTEREST RATES AND STOCK INDICES

- Chart 13 - Long-Term Bond Yields
- Chart 14 - Industrial Stock Indices

### PART IV. SELECTED CENTRAL BANK DISCOUNT RATES AND LATEST FIGURES PLOTTED ON THE CHARTS

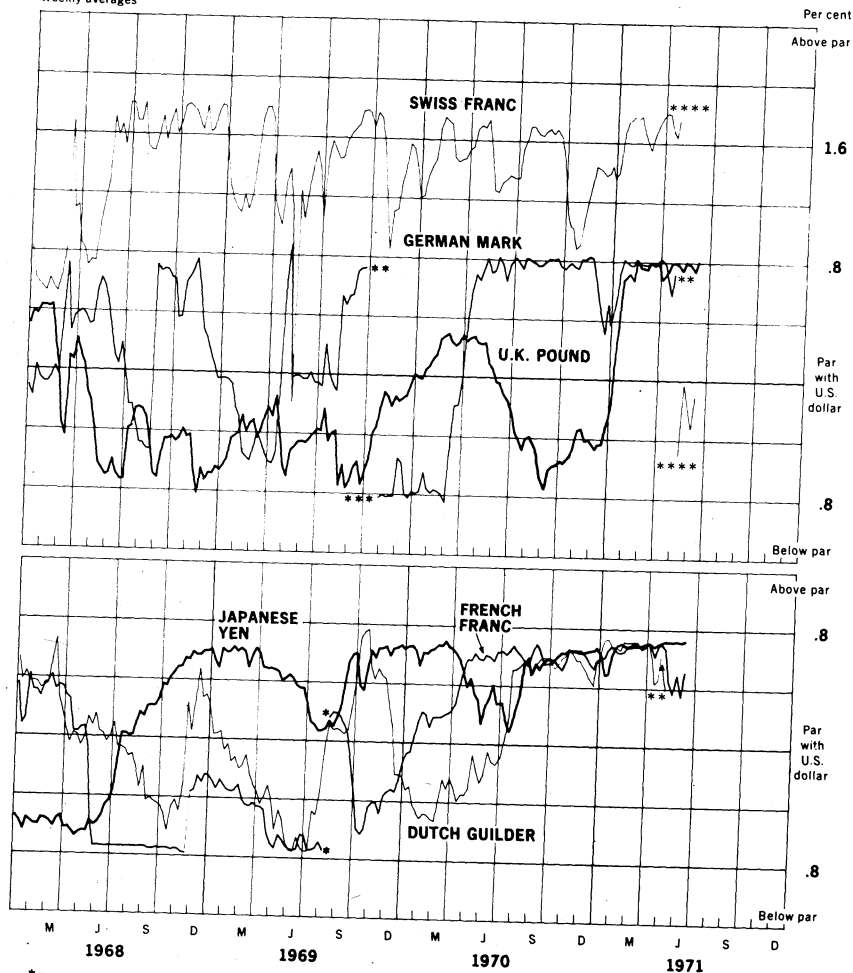
NOTE: This series is a continuation of the CAPITAL MARKETS DEVELOPMENTS ABROAD, which has been published under that title through December 31, 1968. The changes in the format and order of the charts are fully explained in the Supplement to the series, which accompanied issue dated January 1, 1969.

---

Chart 1A

# SPOT EXCHANGE RATES - MAJOR CURRENCIES AGAINST U.S. DOLLAR

Weekly averages

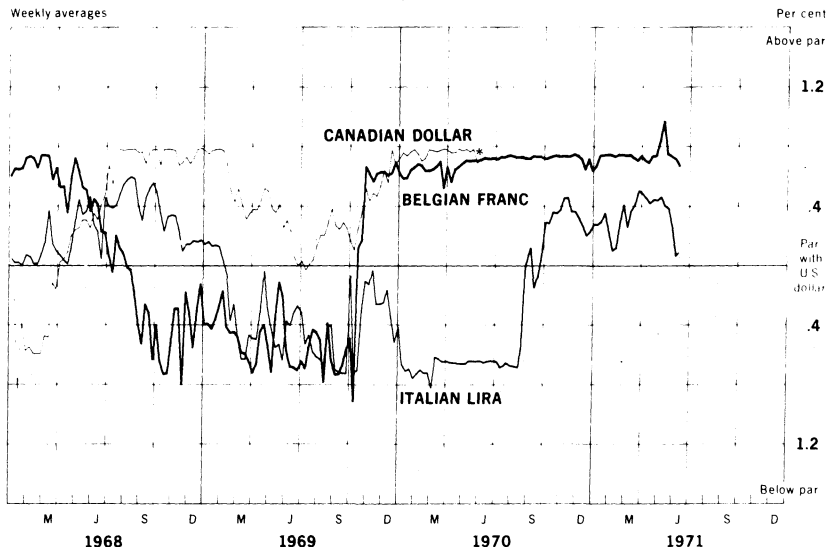


- \* Devaluation of the French franc from 4.94 to 5.55 for \$1.00.
- \*\* Rate not supported by Central Bank.
- \*\*\* Revaluation of the DM from 25.00 to 27.32 in U.S. cents.
- \*\*\*\* May 10, 1971 - Swiss franc revalued; new par 24.485 U.S. cents.

Chart 1B

# SPOT EXCHANGE RATES - MAJOR CURRENCIES AGAINST U.S. DOLLAR

Weekly averages

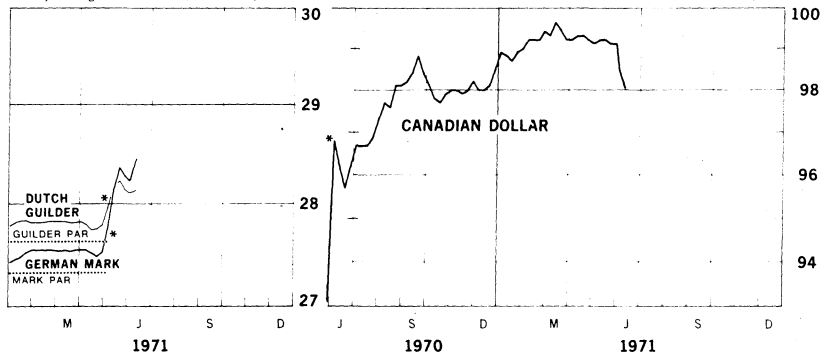


## CURRENCIES WITH FLOATING EXCHANGE RATES

Weekly averages

Ratio scale, U.S. cents

Ratio scale, U.S. cents



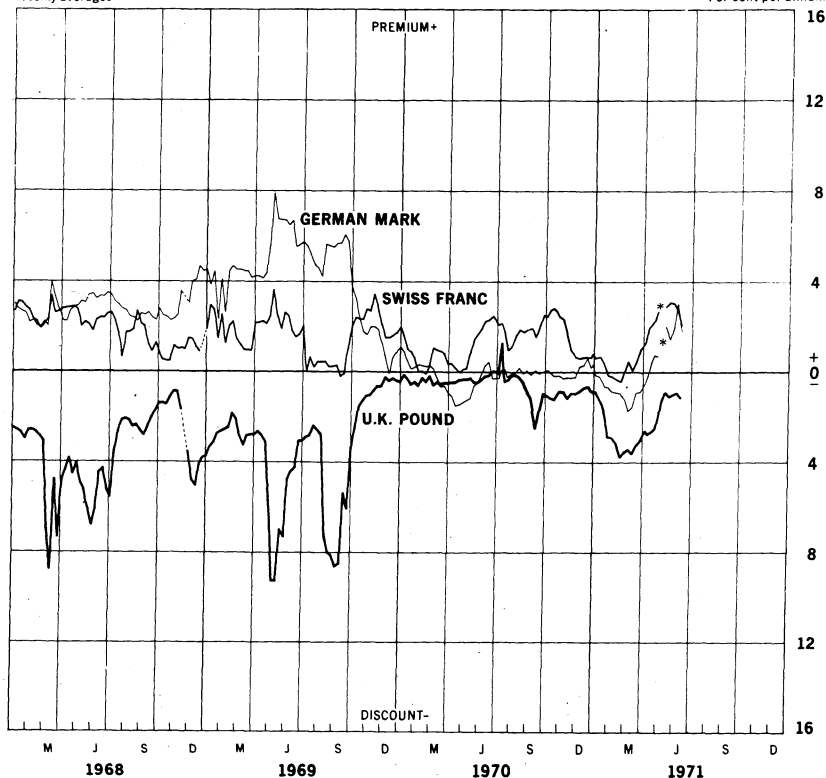
\*Rate not supported by Central Bank

Chart 2A

# 3-MONTH FORWARD EXCHANGE - MAJOR CURRENCIES AGAINST U.S. DOLLAR

Weekly averages

Per cent per annum



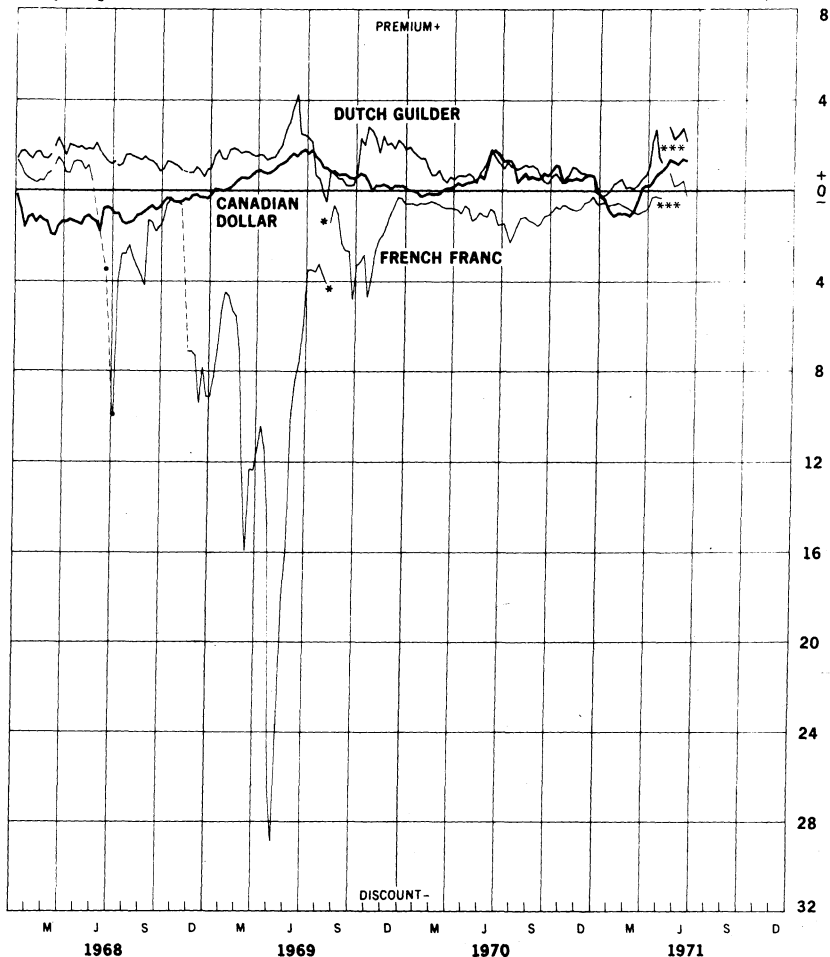
\* No quotation.

Chart 2B

# 3-MONTH FORWARD EXCHANGE - MAJOR CURRENCIES AGAINST U.S. DOLLAR

Weekly averages

Per cent per annum



\* Devaluation of the French franc from 4.94 to 5.55 for \$1.00.

\*\* Can. \$ rate not supported by Bank of Canada.

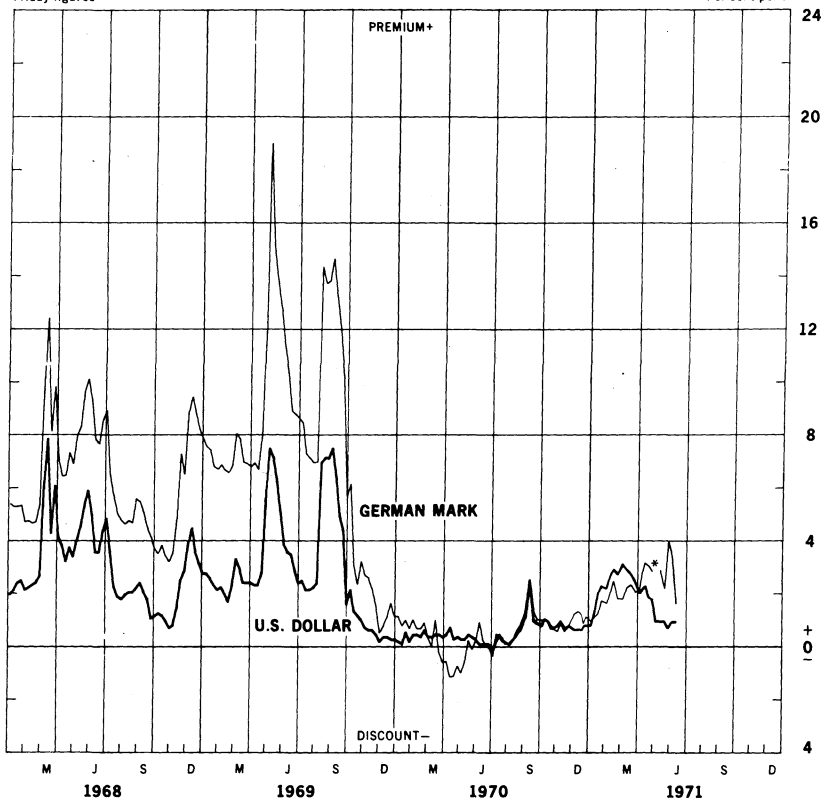
\*\*\* No quotation

Chart 3A

# 3-MONTH FORWARD EXCHANGE - MAJOR CURRENCIES AGAINST U.K. POUND

Friday figures

Per cent per annum

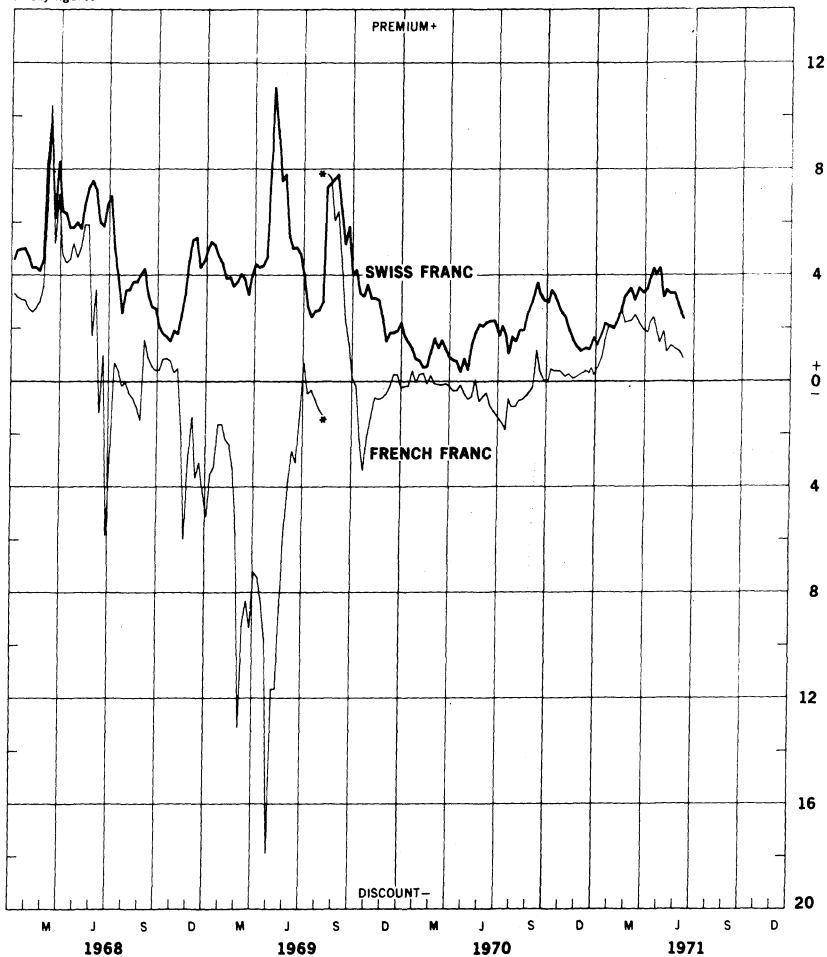


\* No quotation.

# 3-MONTH FORWARD EXCHANGE - MAJOR CURRENCIES AGAINST U.K. POUND

Friday figures

Per cent per annum



\*Devaluation of the French franc from 4.94 to 5.55 for \$1.00

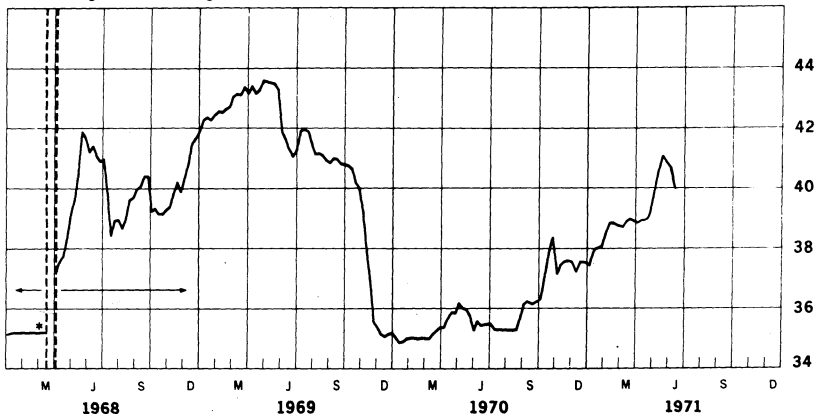


Chart 4

# GOLD PRICE IN LONDON, 12.5 Kg BARS

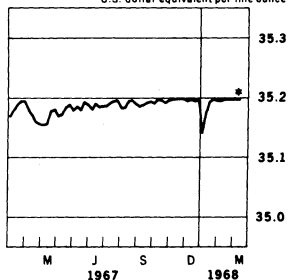
Week's average of afternoon fixings

U.S. dollar equivalent per fine ounce



## MARKET SUPPORTED BY GOLD POOL

U.S. dollar equivalent per fine ounce



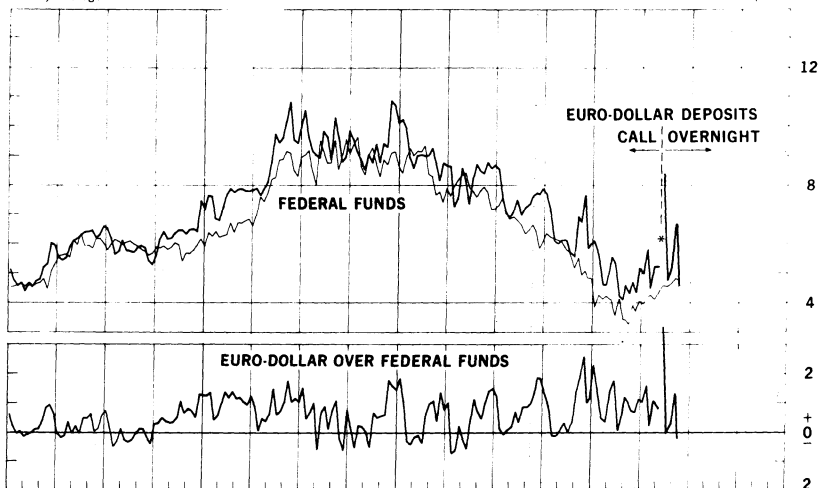
\* Market closed March 15-April 1, 1968

**CALL MONEY RATES**

DOLLAR FUNDS

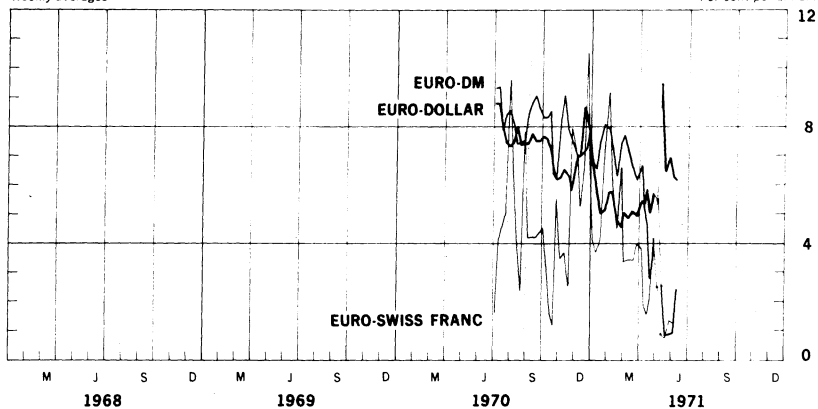
Weekly averages

Per cent per annum

**EURO-CURRENCIES**

Weekly averages

Per cent per annum



\* May 10, 1971 — Changed to Overnight Euro \$ Deposits.

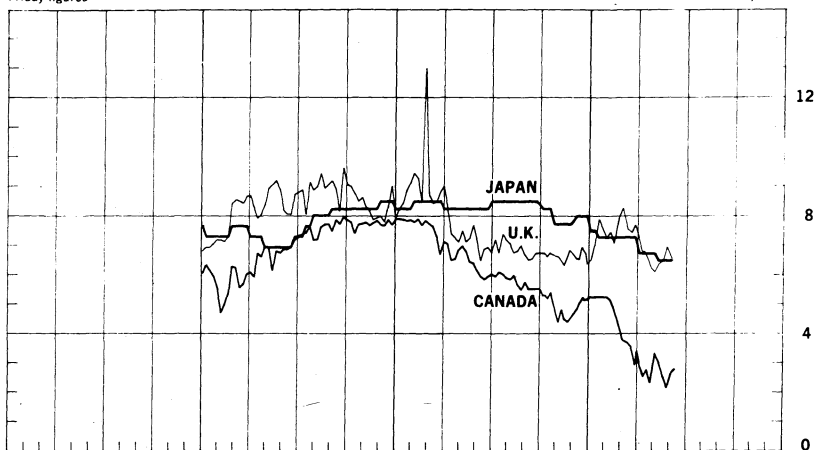
Chart 5B

# CALL MONEY RATES

FOREIGN CURRENCIES\*

Friday figures

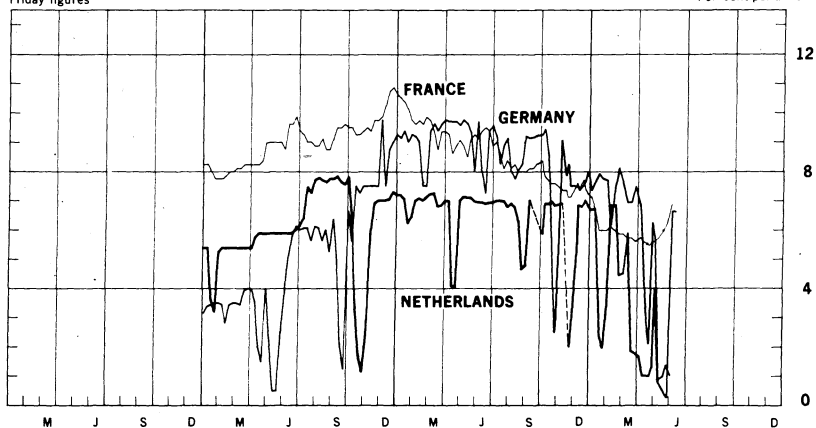
Per cent per annum



## SELECTED EEC CURRENCIES\*\*

Friday figures

Per cent per annum



\* Japan, Unconditional Money; U.K., 2-day Local Authority Deposits; Canada, Day-to-day Loans, weekly average.

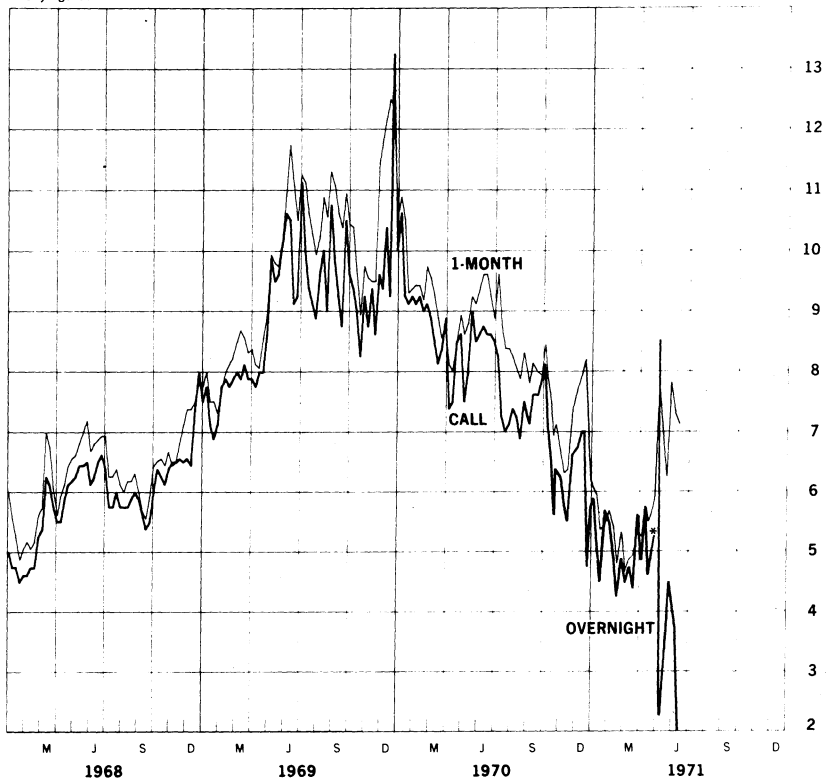
\*\* Germany, Call Money; France, Day-to-day Money; Netherlands, Call Money, weekly average.

Chart 6A

# LONDON: EURO-DOLLAR DEPOSIT RATES

Friday figures

Per cent per annum



\* May 12/71—changed to Overnight Euro-Dollar Deposits

Chart 6B

## LONDON: EURO-DOLLAR DEPOSIT RATES

Friday figures

Per cent per annum

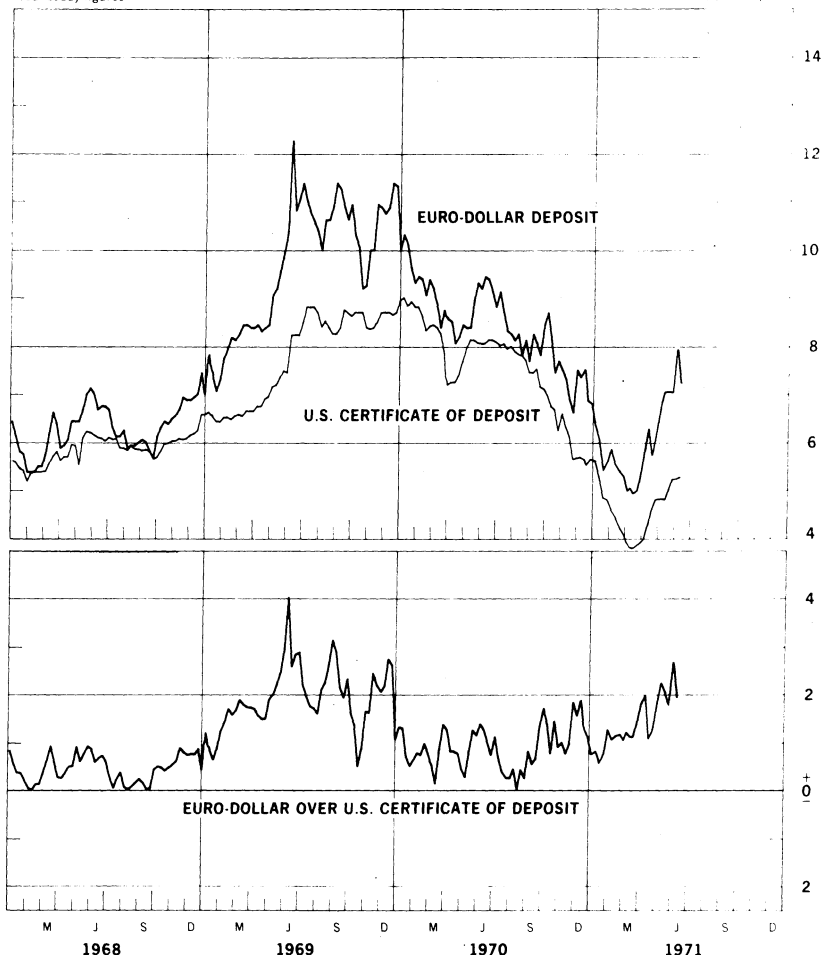


# NEW YORK-LONDON: YIELDS ON U.S. DOLLAR FUNDS

3-MONTH DOLLAR DEPOSIT RATES—SECONDARY MARKET

Wednesday figures

Per cent per annum

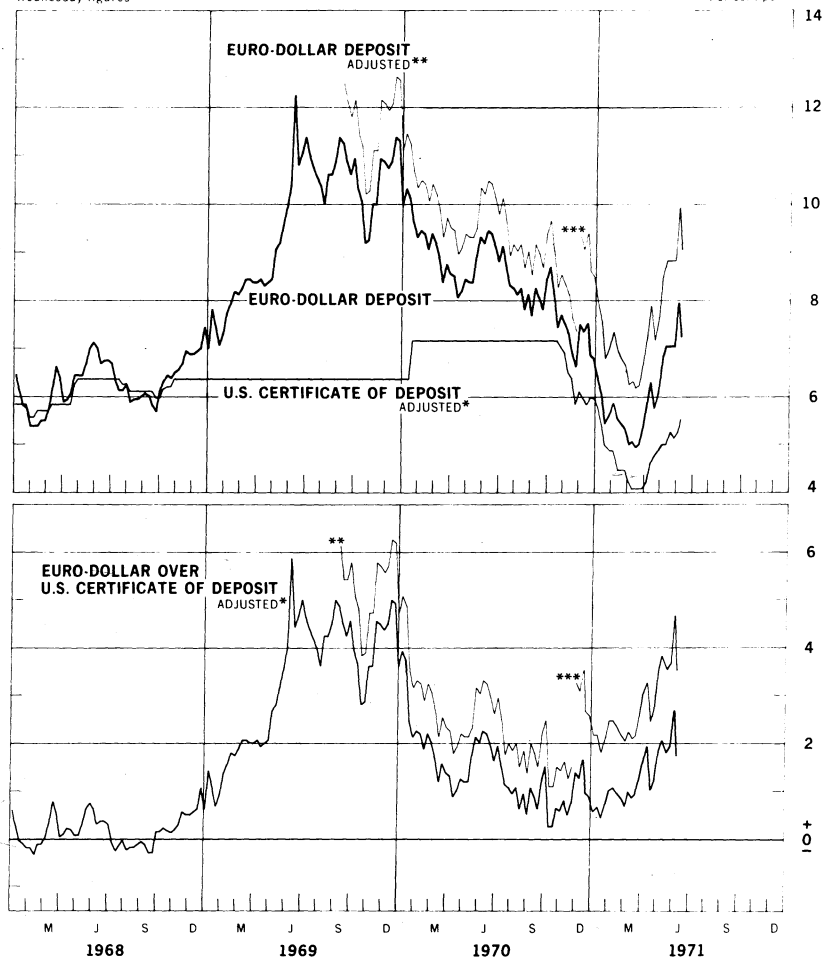


## NEW YORK-LONDON: COSTS OF U.S. DOLLAR FUNDS

3 MONTH DOLLAR DEPOSIT RATES—PRIMARY MARKET

Wednesday figures

Per cent per annum



\* Adjusted for Reserve Requirement

\*\* Adjusted for 10% Marginal Reserve Requirement

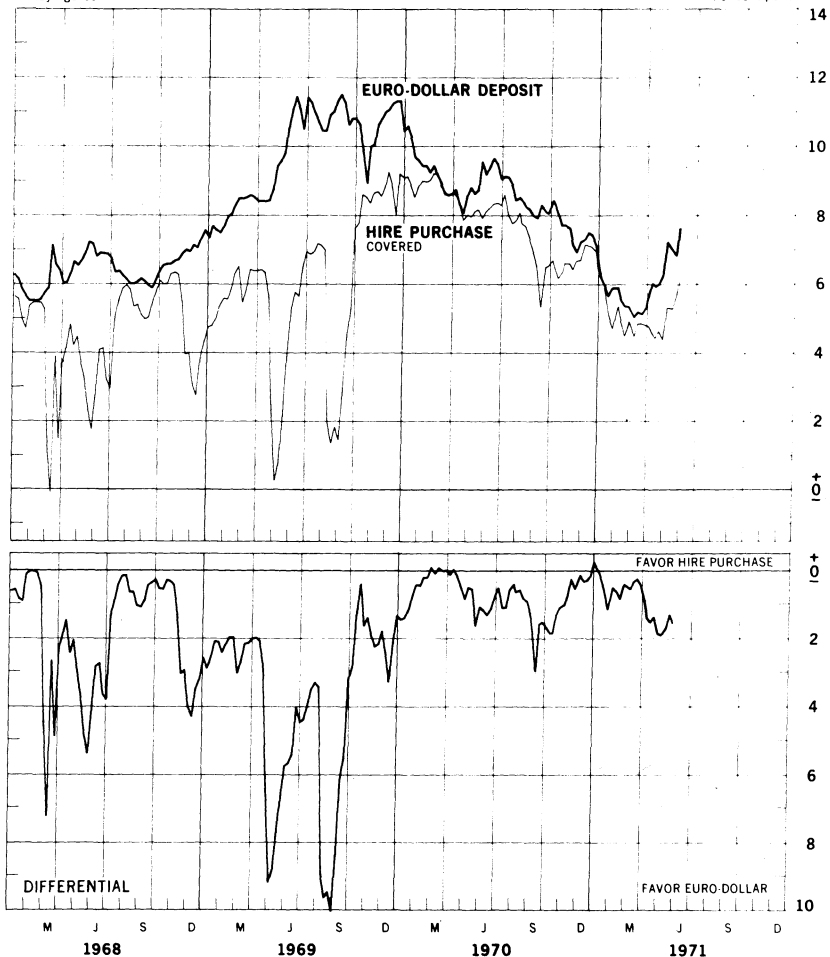
\*\*\* Adjusted for 20% Marginal Reserve Requirement

# LONDON: COVERED YIELDS ON U.S. DOLLAR FUNDS

HIRE PURCHASE AND EURO-DOLLAR RATES

Friday figures

Per cent per annum



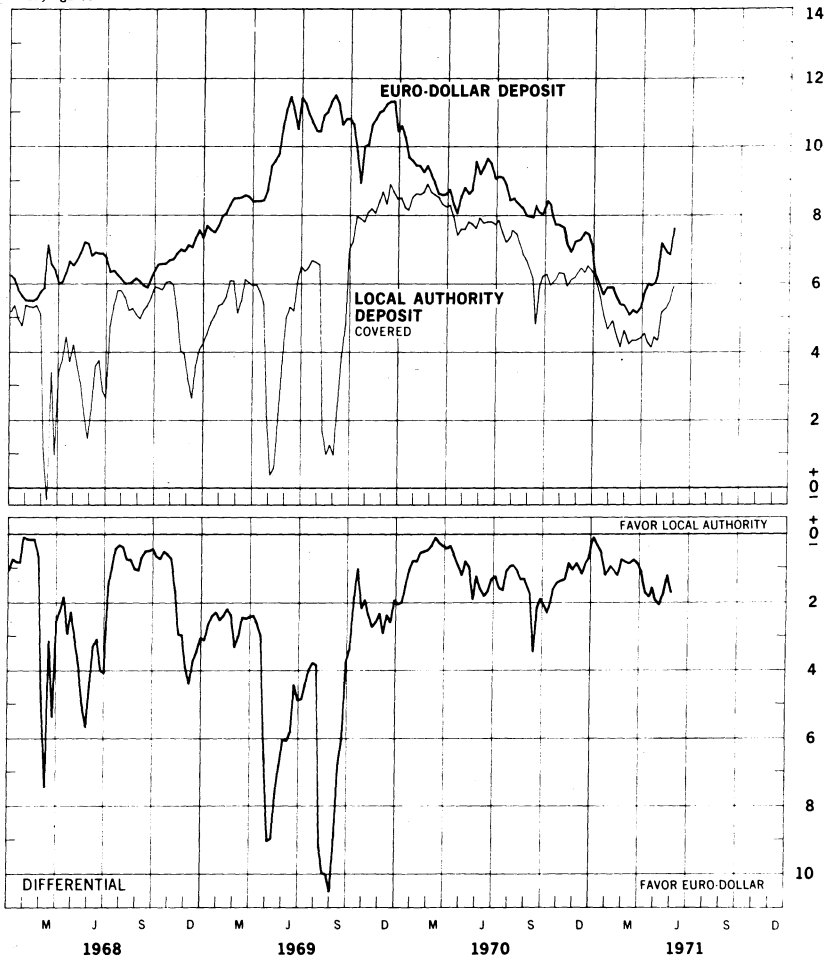


# LONDON: COVERED YIELDS ON U.S. DOLLAR FUNDS

LOCAL AUTHORITY AND EURO-DOLLAR RATES

Friday figures

Per cent per annum

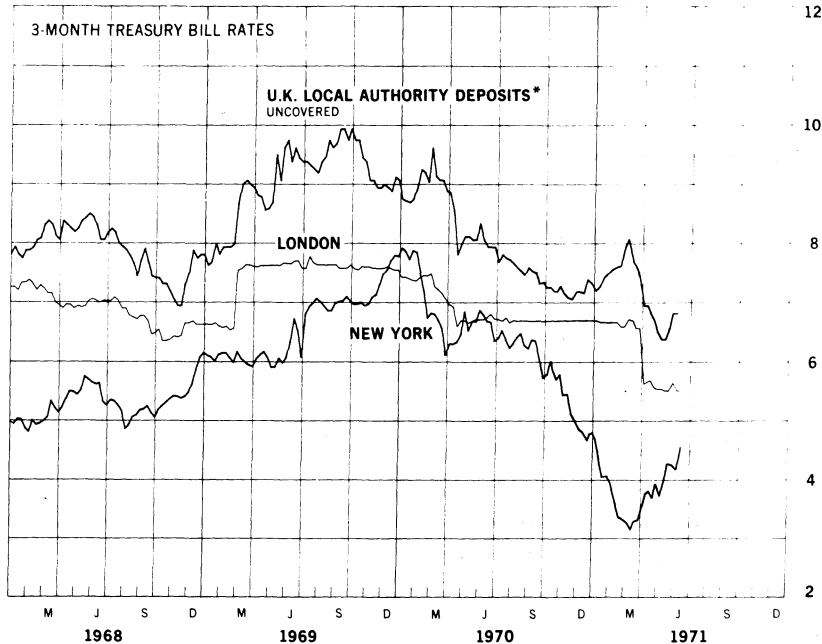


**INTEREST ARBITRAGE: UNITED STATES AND UNITED KINGDOM**

Friday figures

Per cent per annum

12



\* Plotted for comparison purposes

# INTEREST ARBITRAGE: UNITED STATES AND UNITED KINGDOM

Friday figures

Per cent per annum

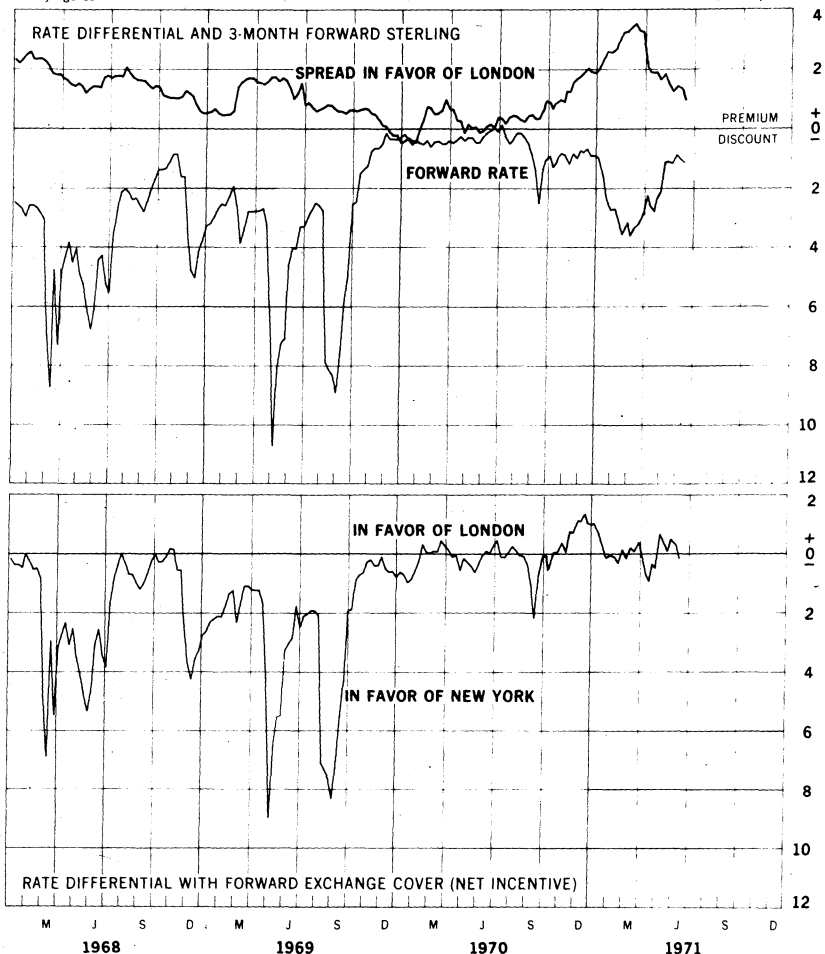


Chart 10A

### 3-MONTH FUNDS INTEREST ARBITRAGE: EURO-DOLLAR - GERMAN MARK

FRANKFURT INTERBANK LOAN RATE VS. LONDON EURO-DOLLAR RATE

Wednesday rates

Per cent per annum

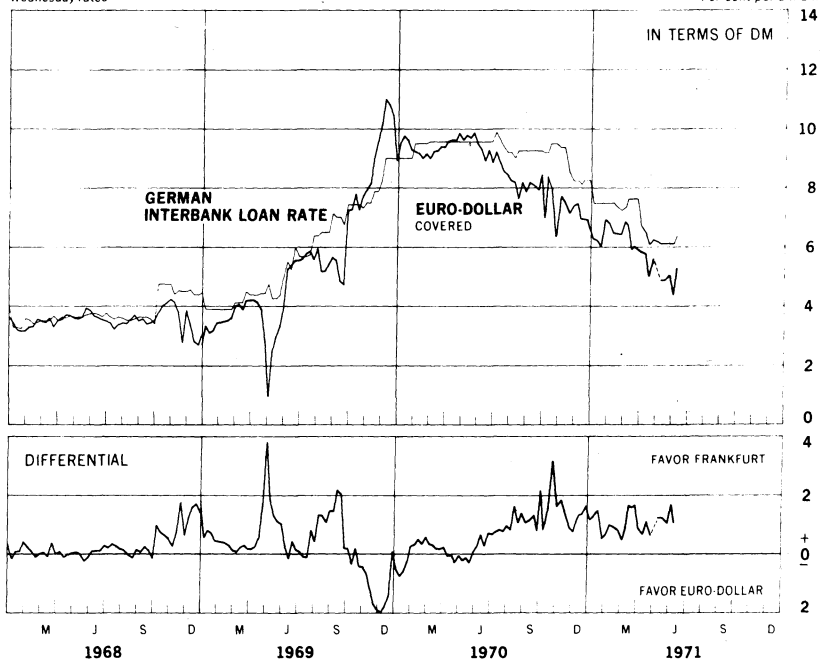


Chart 10B

### 3-MONTH FUNDS INTEREST ARBITRAGE: EURO-DOLLAR - SWISS FRANC

ZURICH DEPOSIT RATE VS. LONDON EURO-DOLLAR RATE

Wednesday rates

Per cent per annum

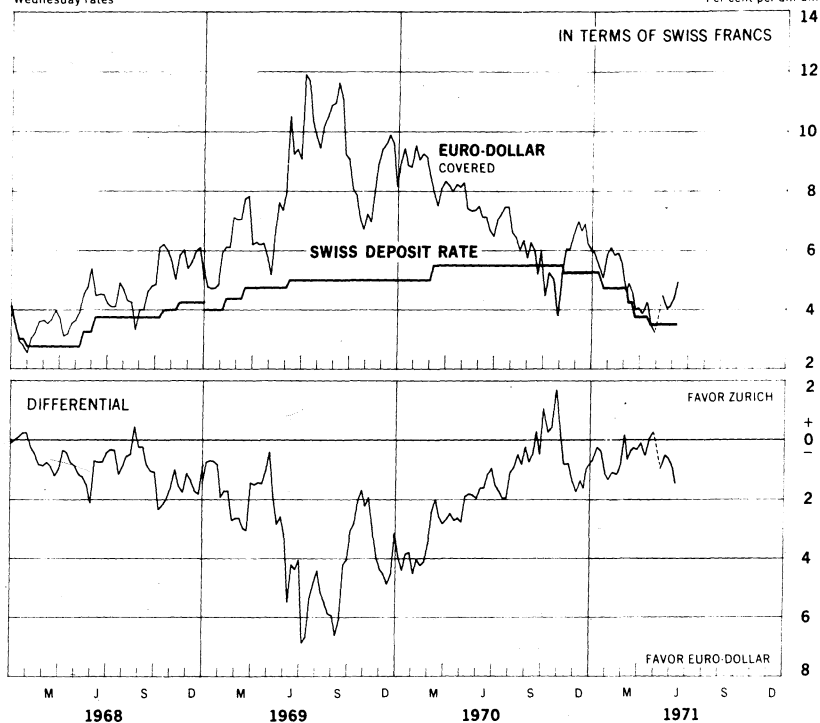
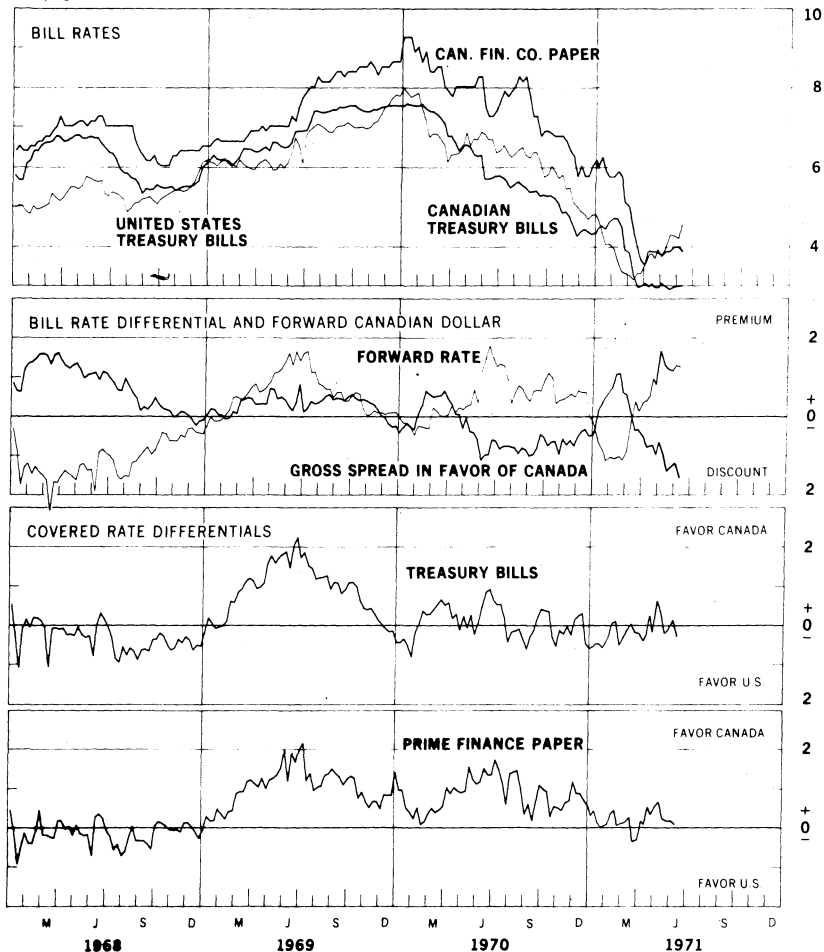


Chart 11

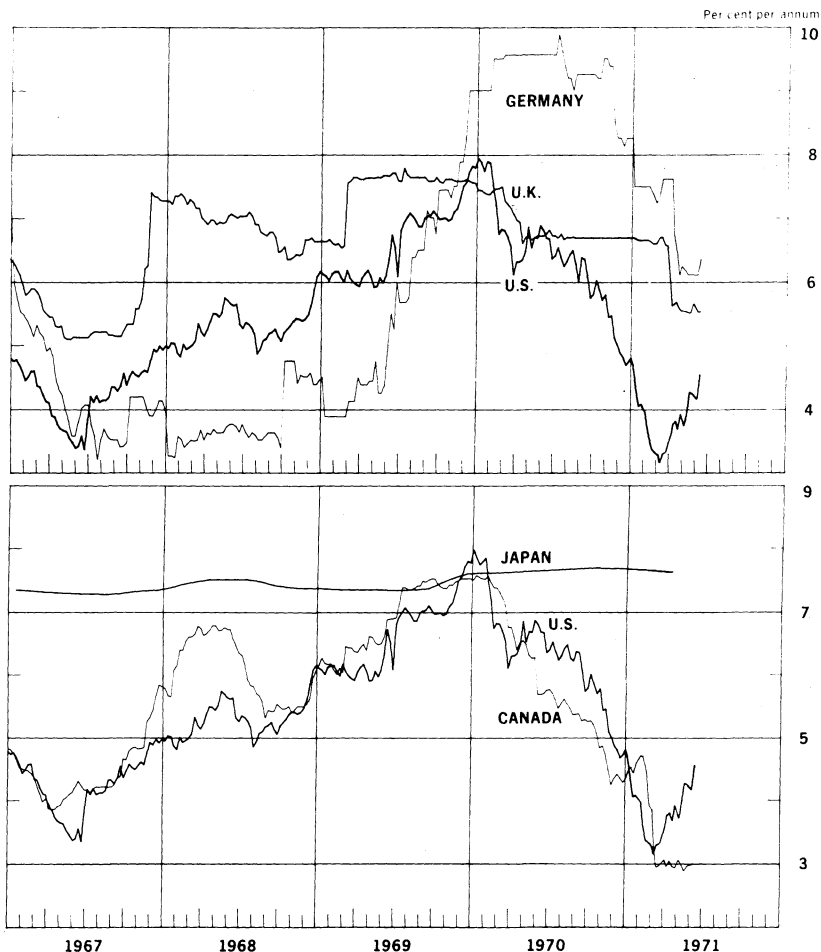
# 3-MONTH INTEREST ARBITRAGE: UNITED STATES - CANADA

Friday figures

Per cent per annum



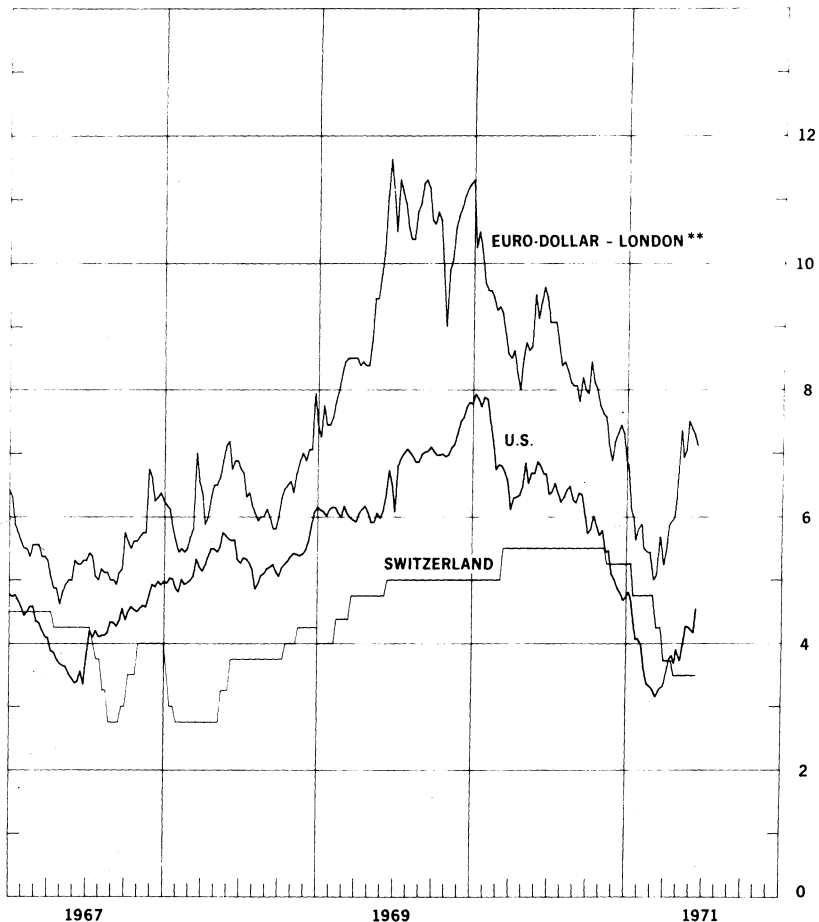
# SELECTED SHORT-TERM INTEREST RATES\*



\* 3-month treasury bill rates for all countries except Japan (Average rate on bank loans and discounts) and Germany (Interbank Loan Rate)

# SELECTED SHORT-TERM INTEREST RATES \*

Per cent per annum



\* 3 month treasury bill rate for U.S., Switzerland—3 month deposit rate.

\*\* 3 month rate for U.S. dollar deposits in London.

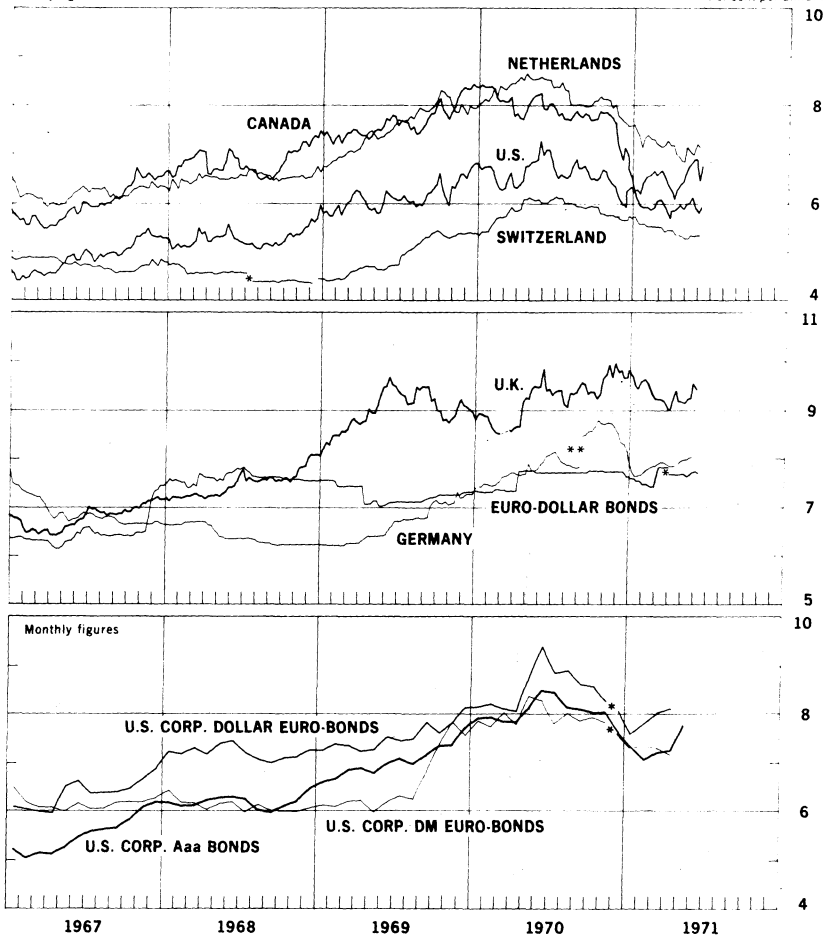


Chart 13

# LONG-TERM BOND YIELDS

Weekly figures

Per cent per annum



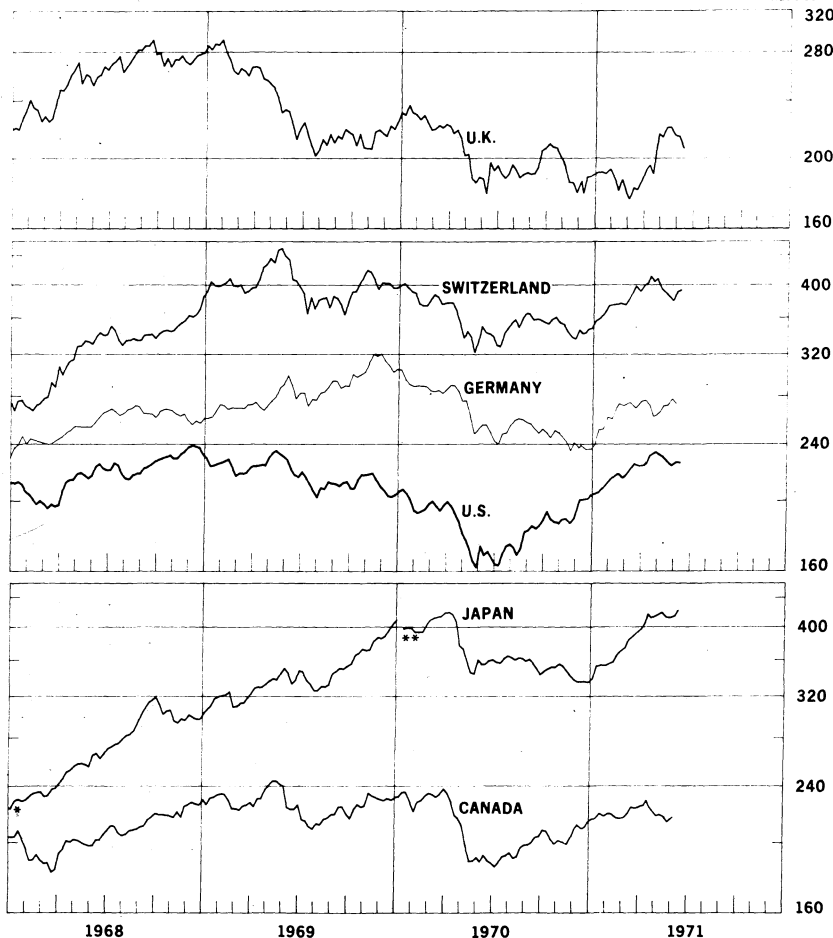
\* New series for Switzerland starts 8-2-68, U.S. Corp. Dollar Euro-Bonds and U.S. Corp. DM Euro-Bonds starts 12-70, Euro-Dollar Bonds start 4-2-71.

\*\* New-Average yield of all German P.A. Bonds begins 9-4-70.

CHART 14

# INDUSTRIAL STOCK INDICES

1958=100  
Ratio scale



\* Japan index of 225 industrial and other stocks traded on the Tokyo exchange.

\*\* Japan index of all industrial and other stocks traded on the first section of the Tokyo Stock Exchange.

IV. SELECTED CENTRAL BANK DISCOUNT RATES

Country	Current Rate	In Effect Since	Previous Rate	In Effect Since
E.E.C.:				
Belgium	6.0	Mar. 25, 1971	6.5	Dec. 10, 1970
France	6.75	May 13, 1971	6.5	Jan. 8, 1971
Germany	5.0	Apr. 1, 1971	6.0	Dec. 3, 1970
Italy	5.0	Apr. 5, 1971	5.5	Mar. 9, 1970
Netherlands	5.5	Apr. 5, 1971	6.0	Aug. 4, 1969
Switzerland	3.75	Sept. 15, 1969	3.0	July 10, 1967
United Kingdom	6.0	Apr. 1, 1971	7.0	Apr. 15, 1970
Canada	5.25	Feb. 24, 1971	5.75	Feb. 15, 1971
Japan	5.5	May 8, 1971	5.75	Jan. 20, 1971
United States	4.75	Feb. 13, 1971	5.0	Jan. 19, 1971

## LATEST FIGURES PLOTTED ON THE CHARTS

Chart	Panel	Series	Date	Rate
1A	Upper	Swiss franc	June 11	- 0.104
		* German mark		
		U.K. pound	June 11	+ 0.801
	Lower	* Dutch guilder		
		French franc	June 11	+ 0.516
		Japanese yen	June 4 June 11	+ 0.718 + 0.728
1B		Belgian franc	June 11	+ 0.665
		Italian lire	"	+ 0.086
		* Canadian dollar		
2A		German mark	June 11	+ 1.78
		Swiss franc	"	+ 2.06
		U.K. pound	"	- 1.16
2B		Dutch guilder	"	+ 2.13
		Canadian dollar	"	+ 1.30
		French franc	"	- 0.26
3A		German mark	June 11	+ 1.65
		U.S. dollar	"	+ 0.98
3B		Swiss franc	"	+ 2.37
		French franc	"	+ 0.87
4		Gold price, U.S. dollar per ounce	June 11	39.98
5A	Upper	Overnight Euro-\$ deposits	June 2 June 9	6.69 4.55
		Federal Funds	June 9	4.77
		Differential	"	- 0.22
	Lower	Euro-currencies: Euro \$	June 4 & June 11	6.25r -- 6.175
		Euro DM	June 4 & June 11	0.88r -- 2.40
		Euro Swiss Fr	June 4 & June 11	1.25r -- 2.10
5B	Upper	Japan, Unconditional Money	June 4	6.50
		U.K., 2-day Local Author. Deps.	"	6.56
		Canada, Day-to-day Loans	June 9	2.80
	Lower	France, Day-to-Day Money	June 4	6.88
		Germany, Call Money	June 11	6.62
		Netherlands, Call Money	June 4	1.00

\*1B

U.S. Cents

Canadian dollar

German mark

Dutch guilder

98.03

28.46

28.14

\*\* May 7/21 -- Call Euro-\$ changed to Overnight Euro-\$

## IV - 3

Chart	Panel	Series	Date	Rate
6A		Euro-\$ Overnight Rate	June 11	2.00
		Euro-\$ 1-month Rate	"	7.12
6B		Euro-\$ 3-month Rate	"	7.12
		Euro-\$ 6-month Rate	"	7.38
7A	Upper	Euro-\$ 3-month Deposits	June 9	7.25
		U.S. Certificate of Deposits	"	5.30
	Lower	Differential	"	+ 1.95
7B	Upper	Euro-\$ 3-month Deposits	"	7.25
		Euro-\$ 3-month Deposits (Adj.)	"	9.06
		U.S. Certificate of Deposits (Adj.)	"	5.53
	Lower	Differential: on Adj. Euro-\$ Deposits	"	+ 3.53
		on Unadj. Euro-\$ Deposits	June 9	+ 1.72
8A	Upper	Euro-\$ 3-month Deposits	May 21 " 28	6.88 7.63
		Hire Purchase Deposits (covered)	May 21 " 28	5.59 6.07
	Lower	Differential	May 21 " 28	- 1.29 - 1.56
8B	Upper	Euro-\$ 3-month Deposits	May 21 " 28	6.88 7.63
		Local Authority Deposits (covered)	May 21 " 28	5.47 5.94
	Lower	Differential	May 21 " 28	- 1.21 - 1.69
9A		U.S. Treasury Bill rate	June 11	4.56
		U.K. Treasury Bill rate	"	5.53
		Local Authority Deposit (uncovered)	June 4	6.81
9B	Upper	Spread (+/- favor London)	June 11	+ 0.97
		3-month Forward Pound	"	- 1.16
	Lower	Net Incentive (+/- favor London)	"	- 0.19

\* May 7/21 -- Call changed to Overnight Euro-\$.

## IV - 4

Chart	Panel	Series	Date	Rate
10A	Upper	Euro-\$ Deposits (covered)	June 9	5.31
		German Interbank Loan rate	"	6.38
	Lower	Differential	"	+ 1.07
10B	Upper	Euro-\$ Deposits (covered)	"	4.95
		Swiss Deposit rate	"	3.50p
	Lower	Differential	"	- 1.45
11	Upper	Canadian Finance Paper	June 11	3.88
		U.S. Treasury Bill rate	"	4.56
		Canadian Treasury Bill rate	"	3.00
		U.S. Prime Finance paper (not plotted)	June 11	5.13
	Second	Bill rate differential	"	- 1.56
		Forward Canadian dollar	"	+ 1.27
	Third	Net incentive on bills	"	- 0.29
	Bottom	Net incentive on Finance Paper	"	+ 0.08
12A	Upper	U.K. Treasury Bill rate	June 11	5.53
		U.S. Treasury Bill rate	"	4.56
		German Interbank Loan rate	"	6.38
	Lower	Japanese Average rate	April	7.655
		Canadian Treasury Bill rate	June 11	3.00
		U.S. Treasury Bill rate	June 11	4.56
12B		Euro-\$ Deposits	"	7.12
		Swiss 3-month Deposit rate	"	3.50
		U.S. Treasury Bill rate	June 11	4.56

Chart	Panel	Series	Date	Rate
13	Upper	Netherlands	May 28	7.18
			June 4	7.12
		Canada	June 9	6.74
		United States	"	5.91
	Middle	Switzerland	June 4	5.33
		* Germany	May 28	8.04
		United Kingdom	June 4	9.41
	Lower	Euro-dollar bonds	June 11	7.72
		U.S. Corp. Dollar Euro-bonds	April	8.12
		U.S. Corp. DM Euro-bonds	"	7.17
		U.S. Corp. Aaa bonds	May	7.78
14	Upper	Switzerland	June 11	393.4
		Germany	" 6	273.20
		United States	June 11	226.45
	Middle	United Kingdom	"	206.56
		Canada	" 3	217.74
	Lower	** Japan	June 11	422.15
		United States	"	226.45

\* New -- Average yield of ALL German Public Authorities bonds made as of banking key days.

\*\* Beginning week ended September 5, 1970, the Japanese index plotted is that of all industrial and other stocks on the First Section of the Tokyo Stock Exchange.