

March 17, 1971 No. 497

H-13 Division of International Finance Europe and British Commonwealth Section



Bd. of Gov. . . .
Capital market

SELECTED INTEREST & EXCHANGE RATES FOR MAJOR COUNTRIES & THE U.S.

WEEKLY SERIES OF CHARTS

BOARD OF GOVERNORS OF THE FEDERAL RESERVE SYSTEM

TABLE OF CONTENTS

PART I. EXCHANGE RATES AND GOLD PRICES

- Chart 1A and B - Spot Exchange Rates, Major Currencies against U.S. Dollar
- Chart 2A and B - 3-Month Forward Exchange Rates, Major Currencies against U.S. Dollar
- Chart 3A and B - 3-Month Forward Exchange Rates, Major Currencies against U.K. Pound
- Chart 4 - Gold Price in London

PART II. SHORT-TERM INTEREST RATES

- Chart 5 - Call Money Rates
- Chart 6A and B - London: Euro-\$ Deposit Rates
- Chart 7A and B - New York - London: Yields on U.S. Dollar Funds
- Chart 8A and B - London: Covered Yields on U.S. Dollar Funds
- Chart 9A and B - Interest Arbitrage: United States-United Kingdom
- Chart 10A and B - Interest Arbitrage: U.S.-Germany and U.S.-Switzerland
- Chart 11 - Interest Arbitrage: United States-Canada
- Chart 12A and B - Selected Short-term Interest Rates

PART III. LONG-TERM INTEREST RATES AND STOCK INDICES

- Chart 13 - Long-Term Bond Yields
- Chart 14 - Industrial Stock Indices

PART IV. SELECTED CENTRAL BANK DISCOUNTS RATES AND LATEST FIGURES PLOTTED ON THE CHARTS

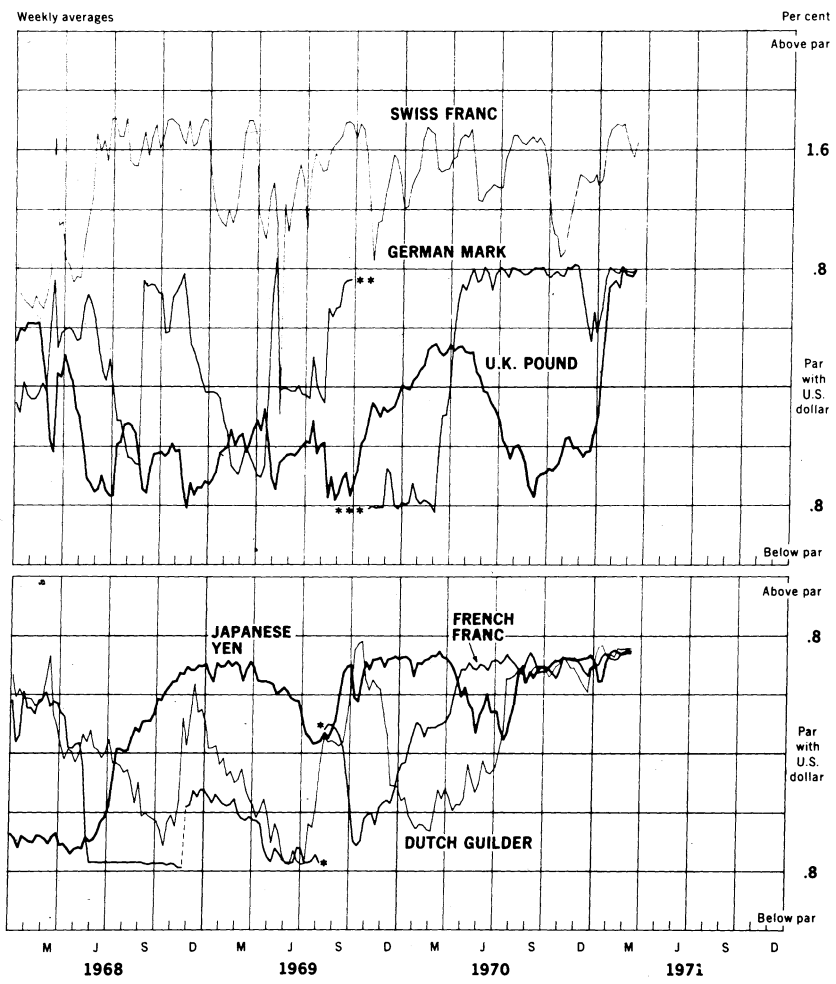
NOTE: This series is a continuation of the CAPITAL MARKETS DEVELOPMENTS ABROAD, which has been published under that title through December 31, 1968. The changes in the format and order of the charts are fully explained in the Supplement to the series, which accompanied issue dated January 1, 1969.

3

Chart 1A

SPOT EXCHANGE RATES - MAJOR CURRENCIES AGAINST U.S. DOLLAR

Weekly averages

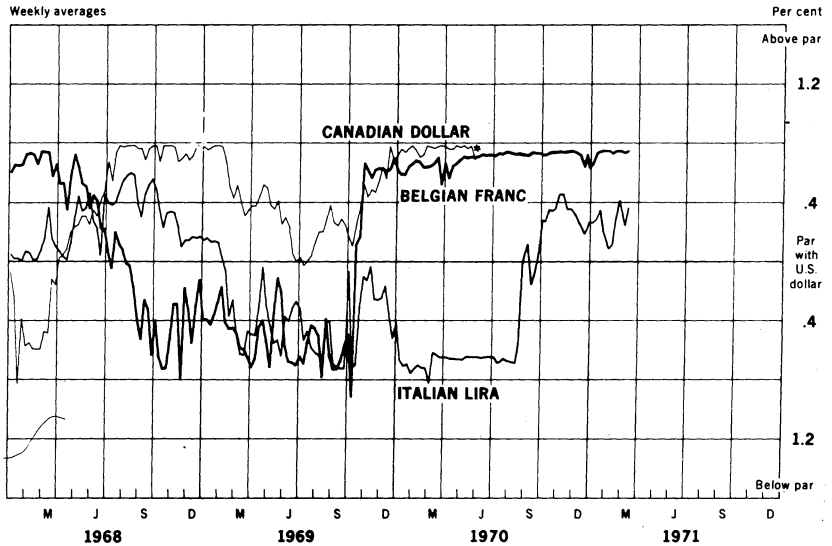


* Devaluation of the French franc from 4.94 to 5.55 for \$1.00.
 ** DM rate not supported by the Bundesbank.
 *** Revaluation of the DM from 25.00 to 27.32 in U.S. cents.

Chart 1B

SPOT EXCHANGE RATES - MAJOR CURRENCIES AGAINST U.S. DOLLAR

Weekly averages



* Can. \$ rate not supported by Bank of Canada.

5

Chart 2A

3-MONTH FORWARD EXCHANGE RATES - MAJOR CURRENCIES AGAINST U.S. DOLLAR

Weekly averages

Per cent per annum

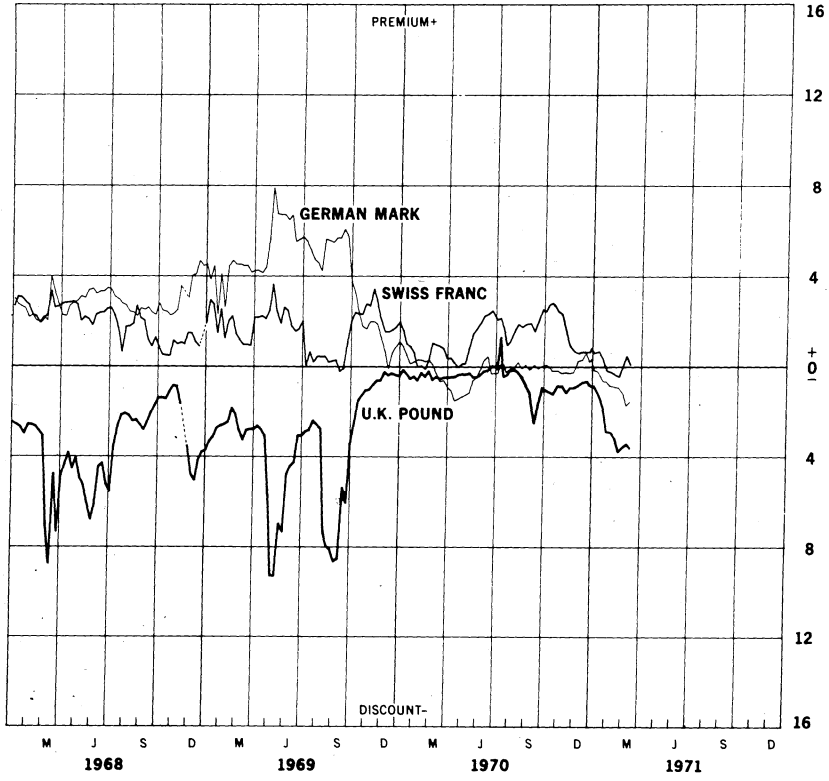
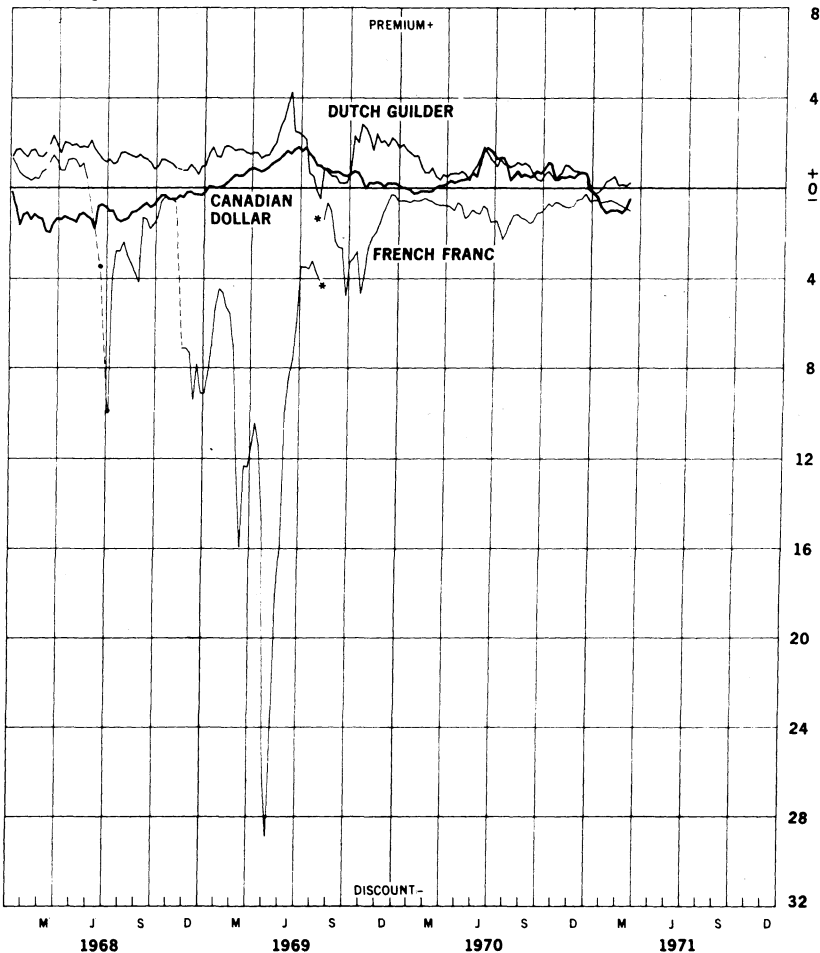


Chart 2B

3-MONTH FORWARD EXCHANGE RATES - MAJOR CURRENCIES AGAINST U.S. DOLLAR

Weekly averages

Per cent per annum



* Devaluation of the French franc from 4.94 to 5.55 for \$1.00.

** Can. \$ rate not supported by Bank of Canada.

7

Chart 3A

3-MONTH FORWARD EXCHANGE RATES - MAJOR CURRENCIES AGAINST U.K. POUND

Friday figures

Per cent per annum

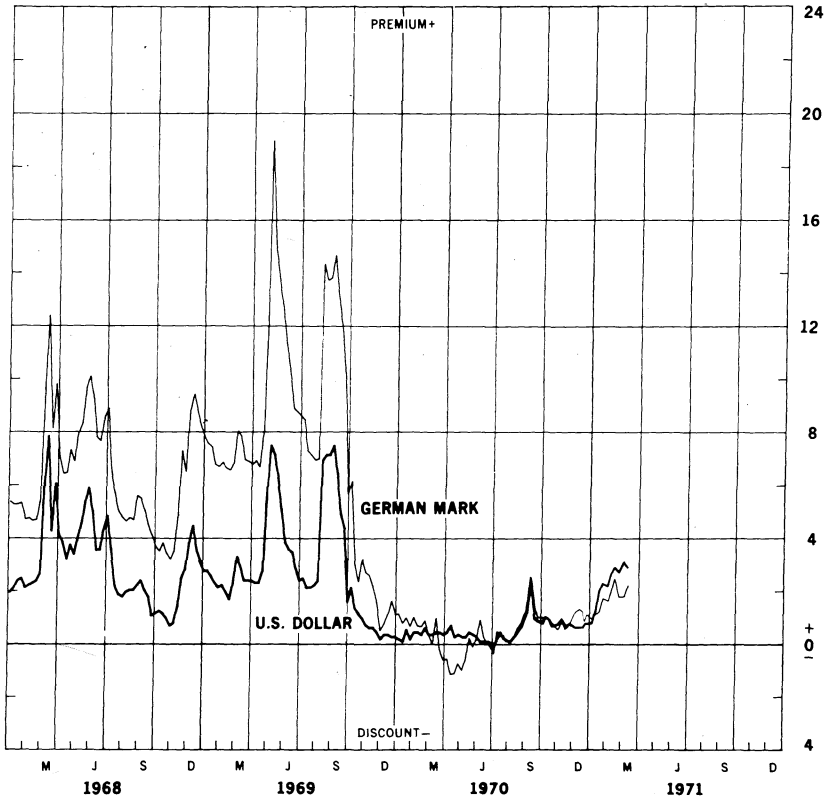
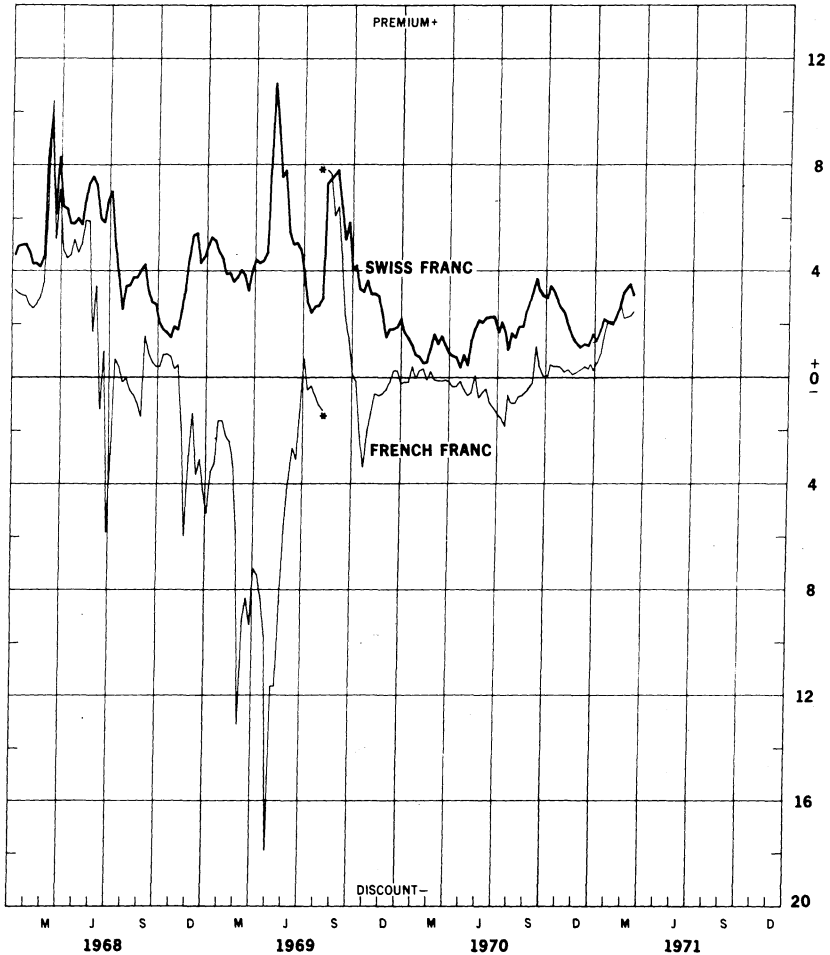


Chart 3B

3-MONTH FORWARD EXCHANGE RATES - MAJOR CURRENCIES AGAINST U.K. POUND

Friday figures

Per cent per annum



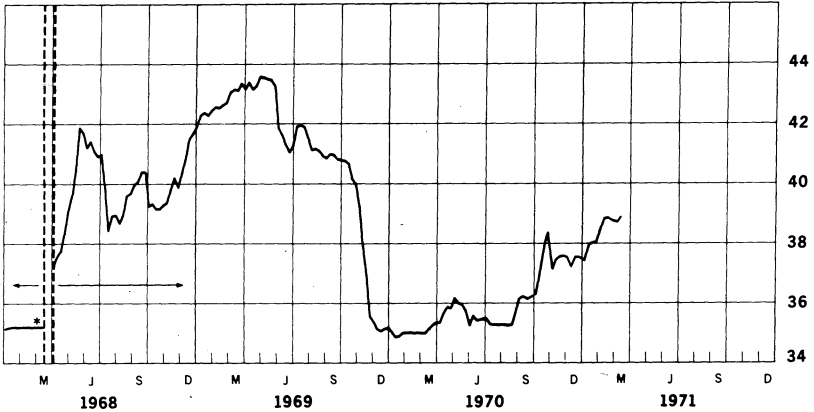
*Devaluation of the French franc from 4.94 to 5.55 for \$1.00

Chart 4

GOLD PRICE IN LONDON, 12.5 Kg BARS

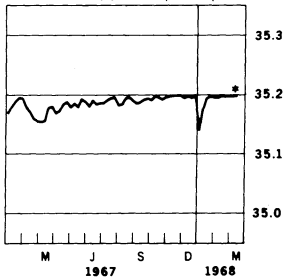
Week's average of afternoon fixings

U.S. dollar equivalent per fine ounce



MARKET SUPPORTED BY GOLD POOL

U.S. dollar equivalent per fine ounce



* Market closed March 15-April 1, 1968

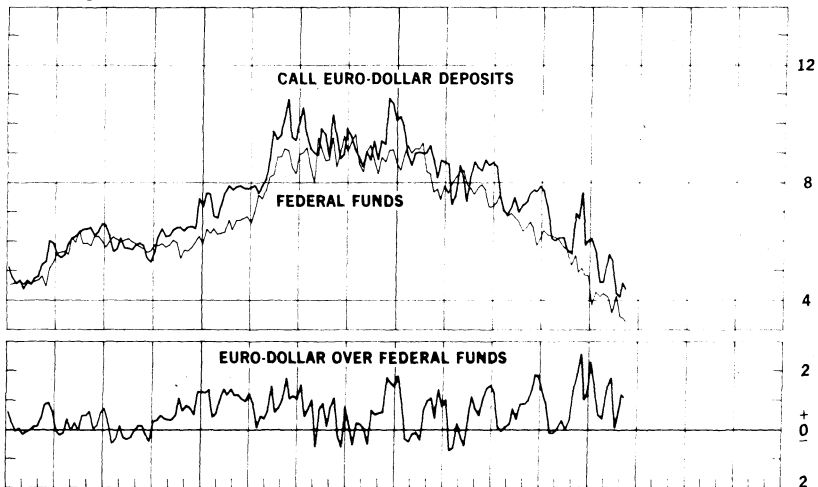
CHART 5A

CALL MONEY RATES

DOLLAR FUNDS

Weekly averages

Per cent per annum



EURO-CURRENCIES

Weekly averages

Per cent per annum

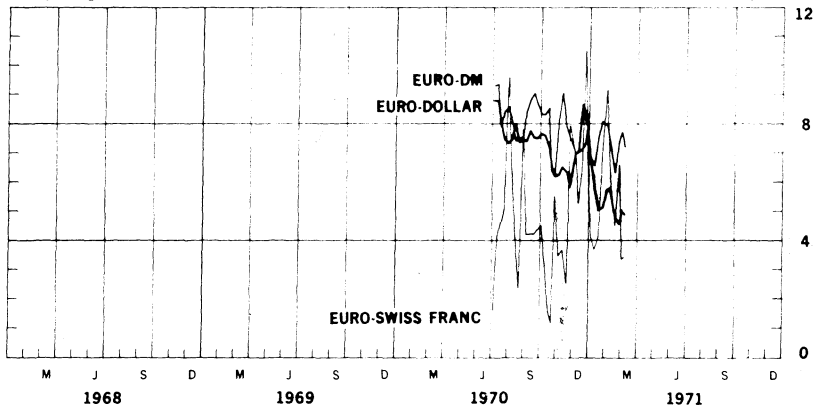


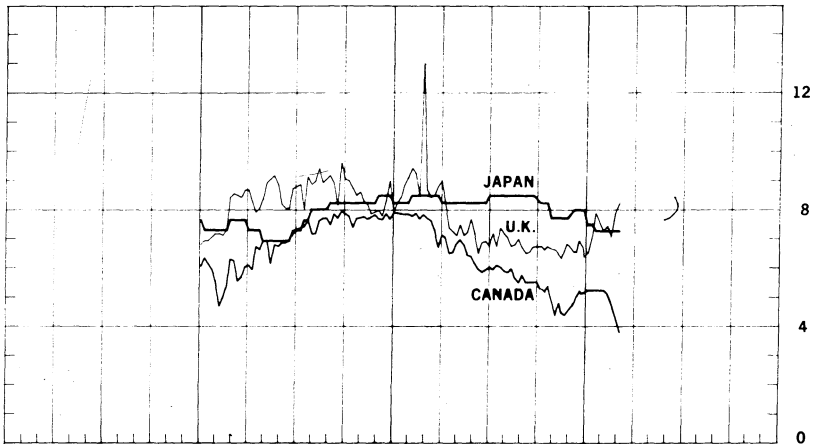
Chart 5B

CALL MONEY RATES

FOREIGN CURRENCIES*

Friday figures

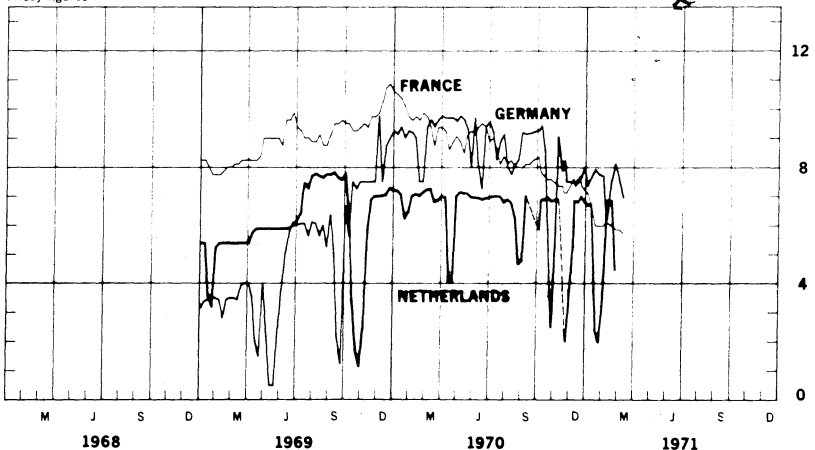
Per cent per annum



SELECTED EEC CURRENCIES**

Friday figures

Per cent per annum



* Japan, Unconditional Money; U.K., 2-day Local Authority Deposits; Canada, Day-to-day Loans, weekly average.

** Germany, Call Money; France, Day-to-day Money; Netherlands, Call Money, weekly average.

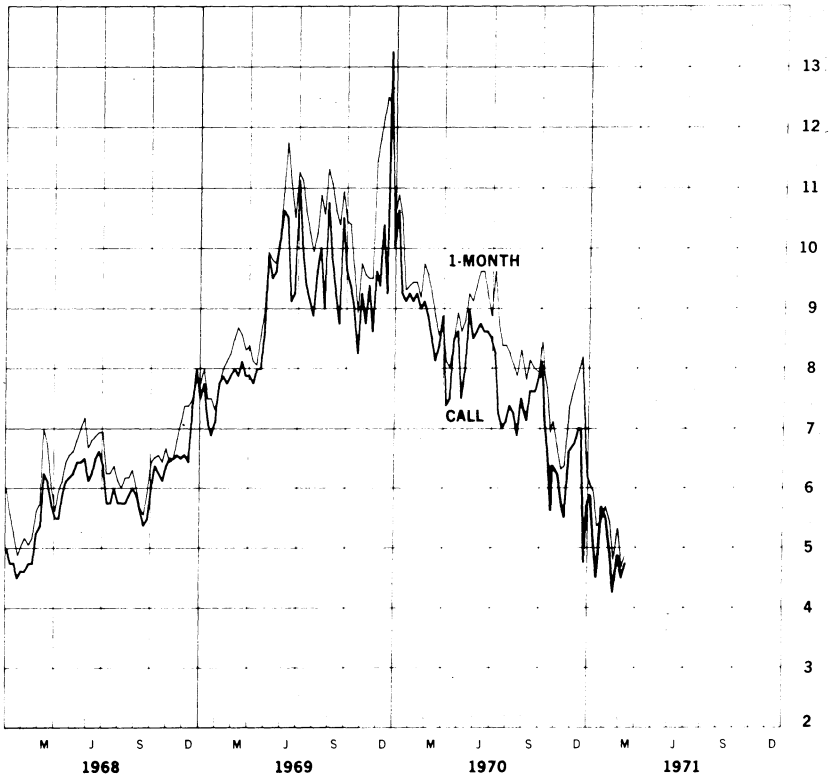
12

Chart 6A

LONDON: EURO-DOLLAR DEPOSIT RATES

Friday figures

Per cent per annum



13

Chart 6B

LONDON: EURO-DOLLAR DEPOSIT RATES

Friday figures

Per cent per annum

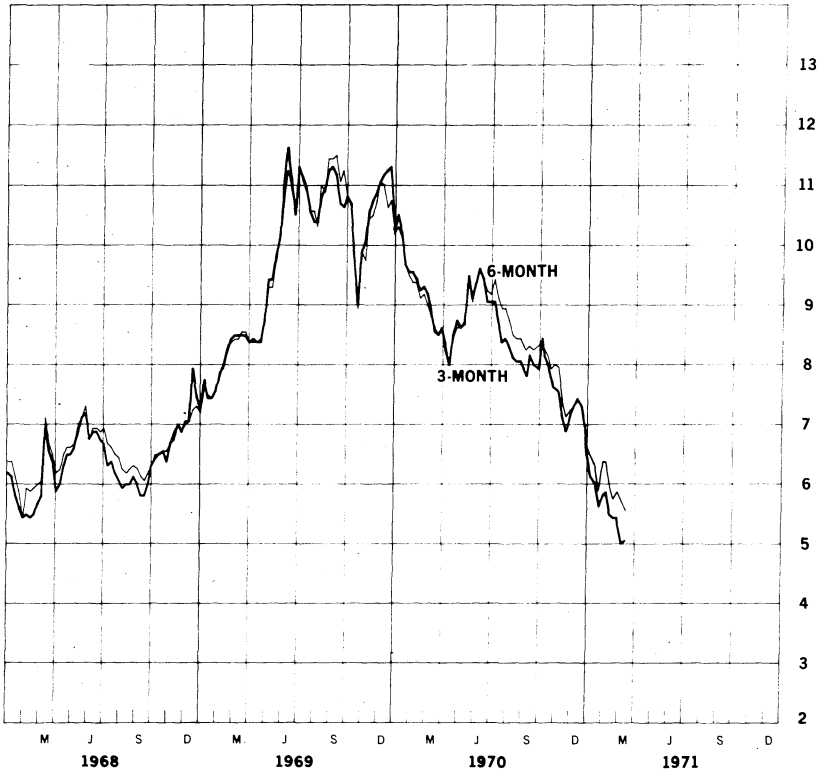
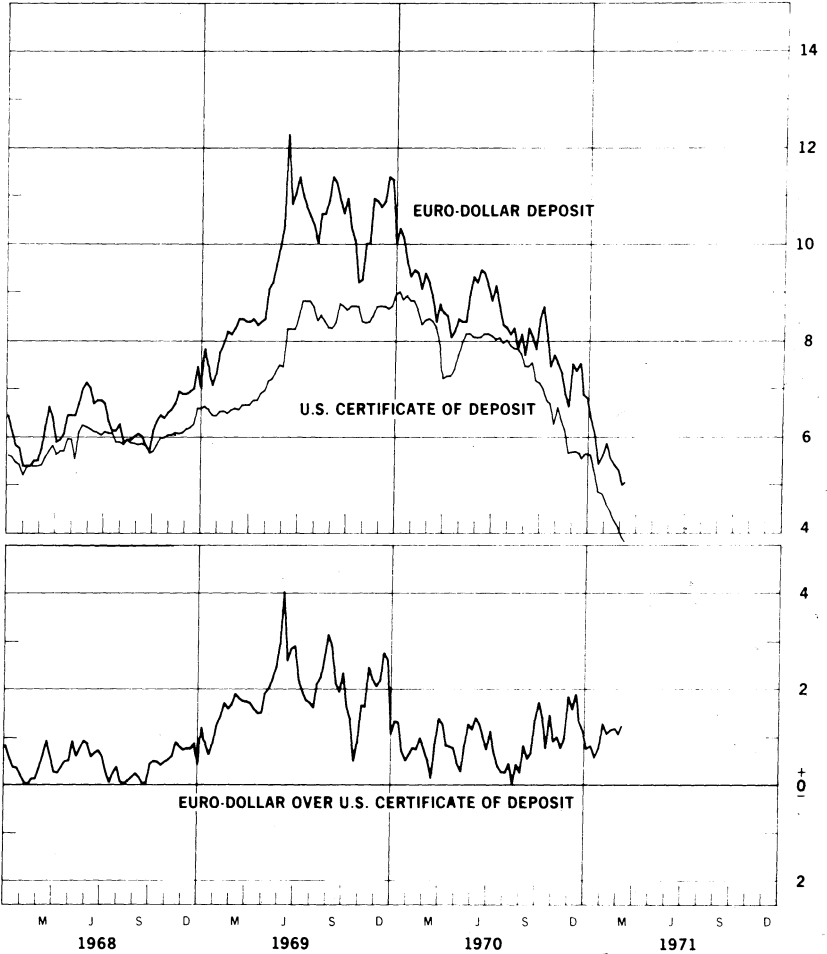


Chart 7A

NEW YORK-LONDON: YIELDS ON U.S. DOLLAR FUNDS

3-MONTH DOLLAR DEPOSIT RATES—SECONDARY MARKET
Wednesday figures

Per cent per annum



15

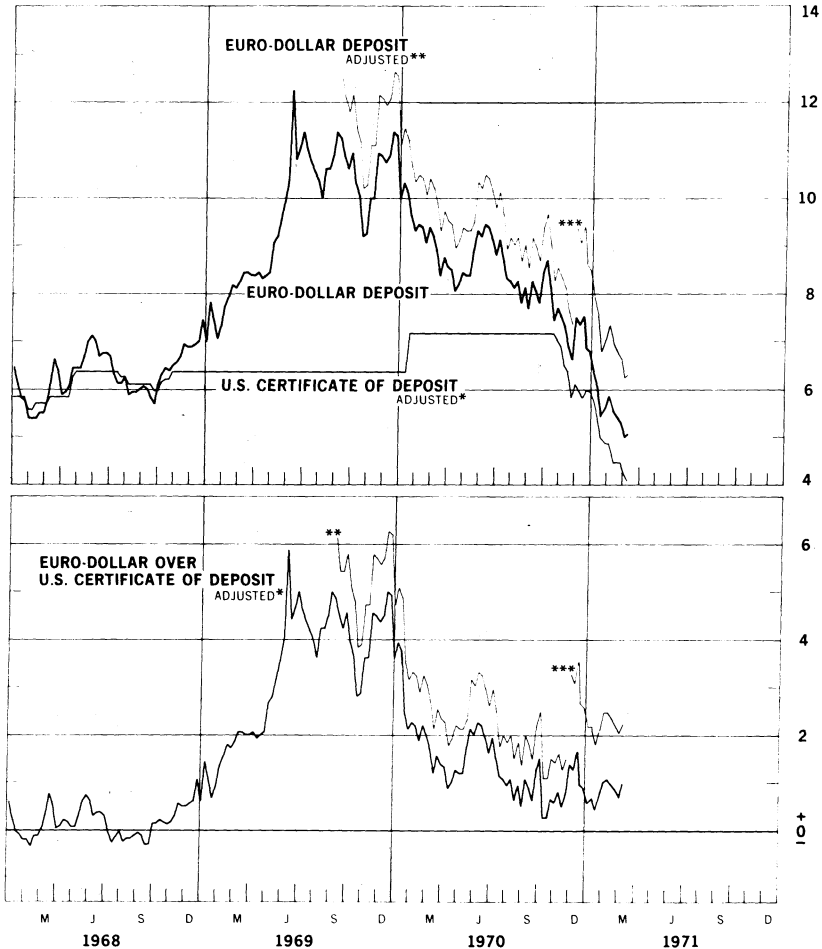
Chart 7B

NEW YORK-LONDON: COSTS OF U.S. DOLLAR FUNDS

3-MONTH DOLLAR DEPOSIT RATES—PRIMARY MARKET

Wednesday figures

Per cent per annum



* Adjusted for Reserve Requirement
 ** Adjusted for 10% Marginal Reserve Requirement
 *** Adjusted for 20% Marginal Reserve Requirement

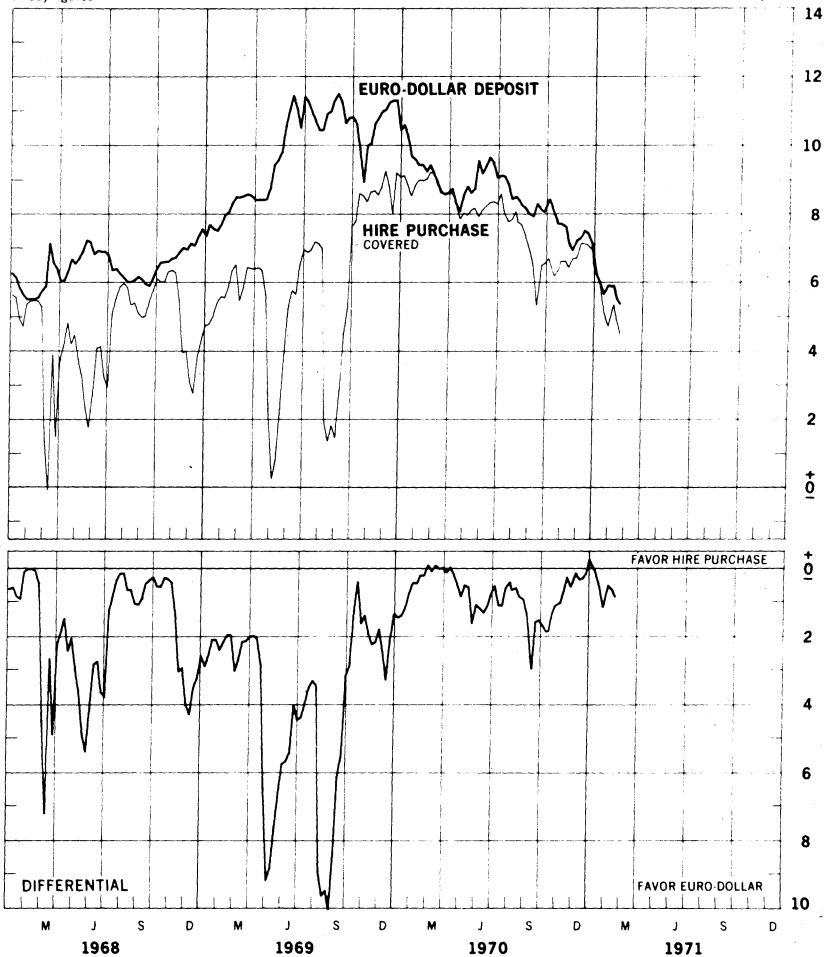
Chart 6A

LONDON: COVERED YIELDS ON U.S. DOLLAR FUNDS

HIRE PURCHASE AND EURO-DOLLAR RATES

Friday figures

Percent per annum



17
Chart 8B

LONDON: COVERED YIELDS ON U.S. DOLLAR FUNDS

LOCAL AUTHORITY AND EURO-DOLLAR RATES

Friday figures

Per cent per annum

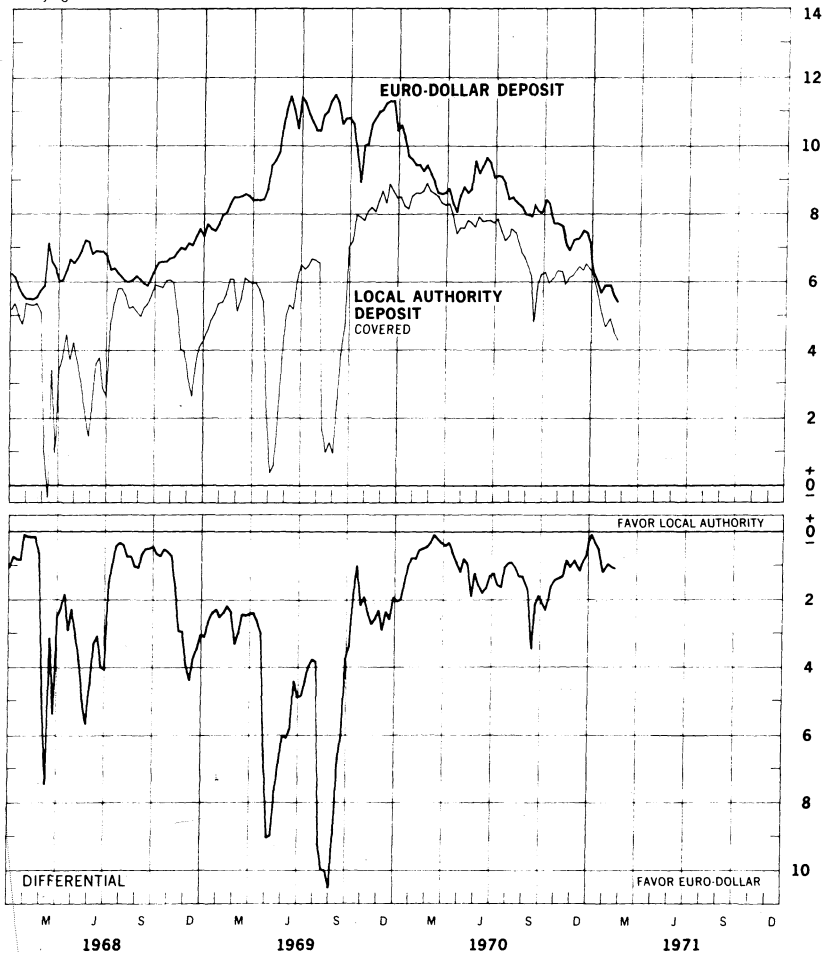
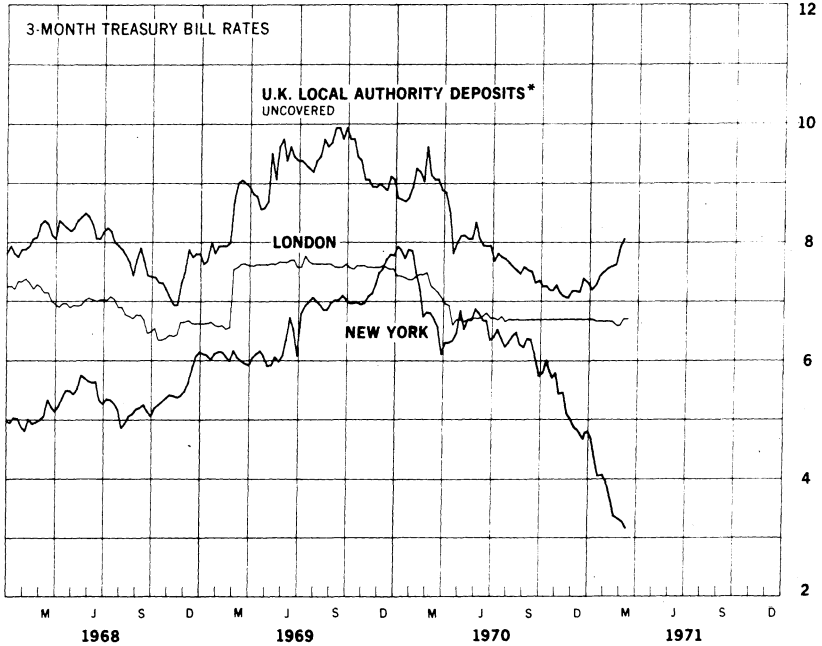


Chart 9A

INTEREST ARBITRAGE: UNITED STATES AND UNITED KINGDOM

Friday figures

Per cent per annum



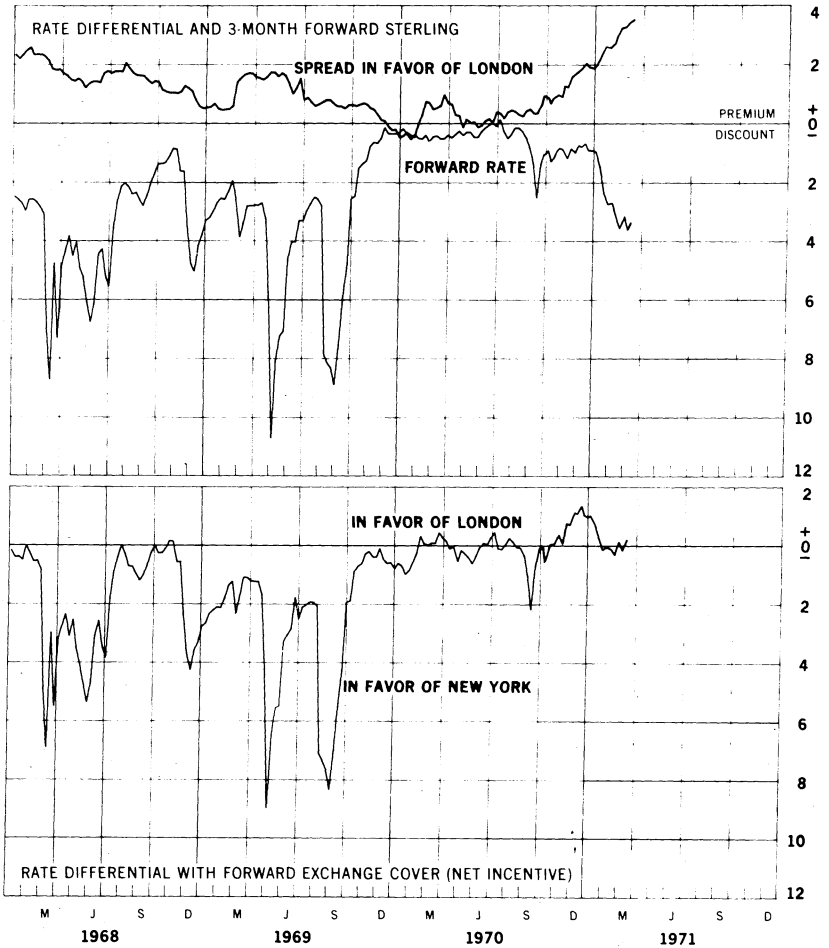
* Plotted for comparison purposes

Chart 9B

INTEREST ARBITRAGE: UNITED STATES AND UNITED KINGDOM

Friday figures

Per cent per annum



20

Chart 10A

3-MONTH INTEREST ARBITRAGE: U.S. - GERMANY

FRANKFURT INTERBANK LOAN RATE VS. LONDON EURO-DOLLAR RATE

Wednesday rates

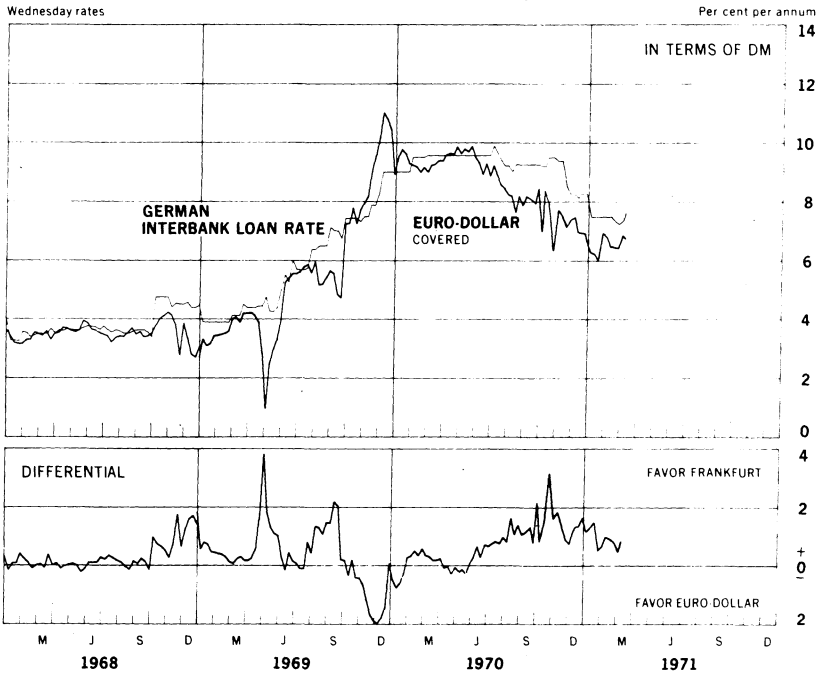
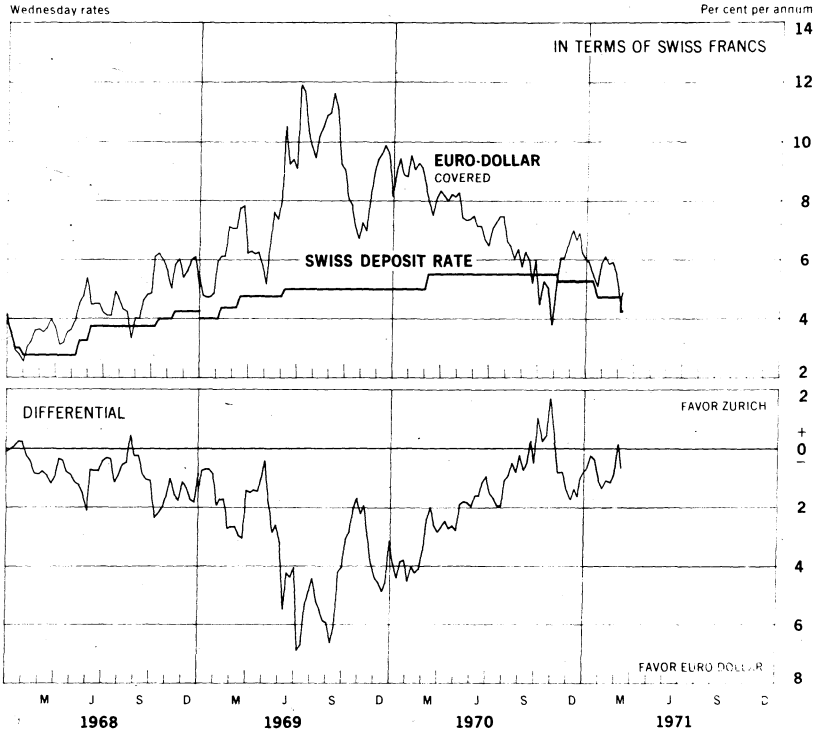


Chart 10B

3-MONTH INTEREST ARBITRAGE: U.S. - SWITZERLAND

ZURICH DEPOSIT RATE VS. LONDON EURO-DOLLAR RATE
Wednesday rates



20

Chart 11

3-MONTH INTEREST ARBITRAGE: UNITED STATES - CANADA

Friday figures

Per cent per annum

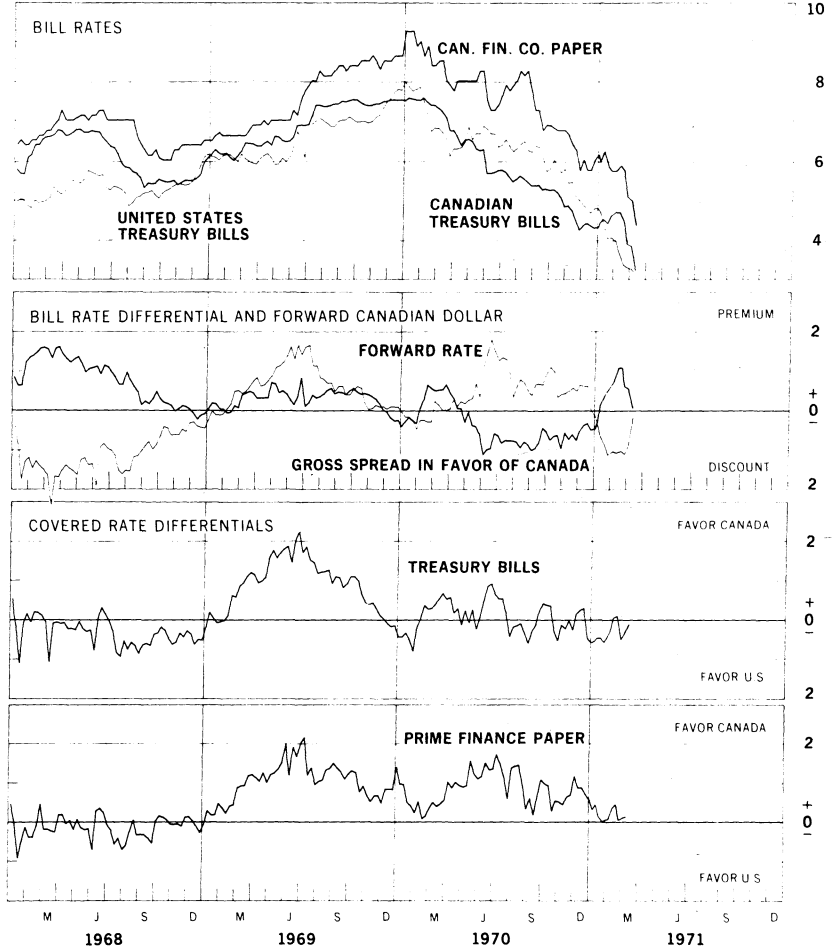
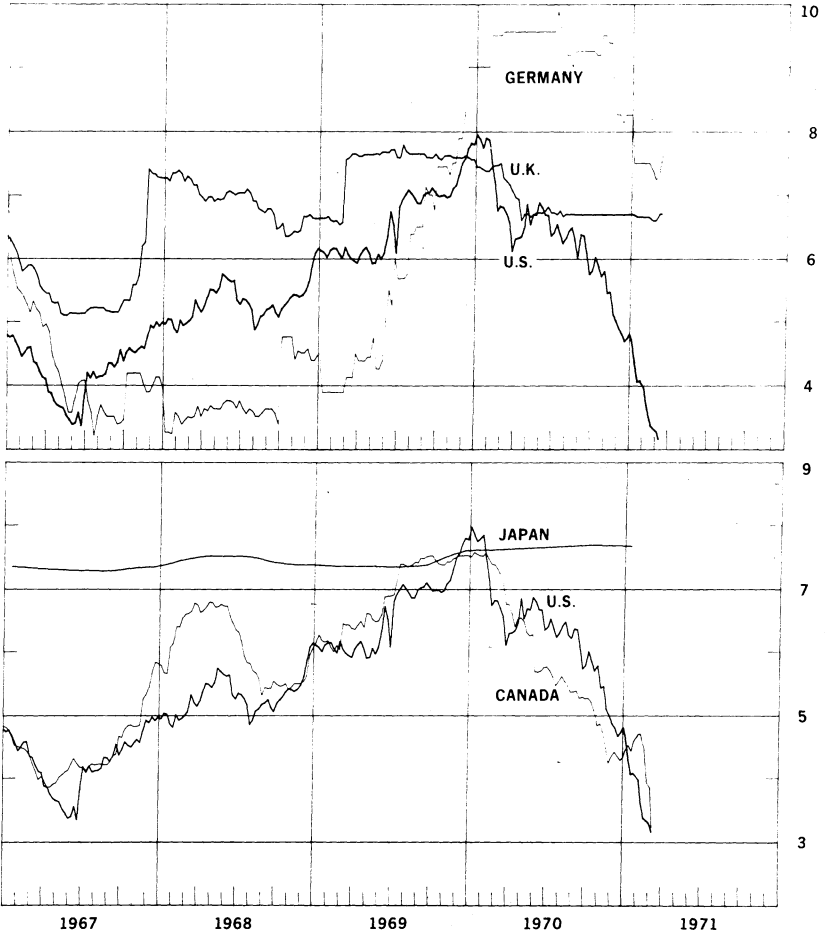


Chart 12A

SELECTED SHORT-TERM INTEREST RATES*

Per cent per annum

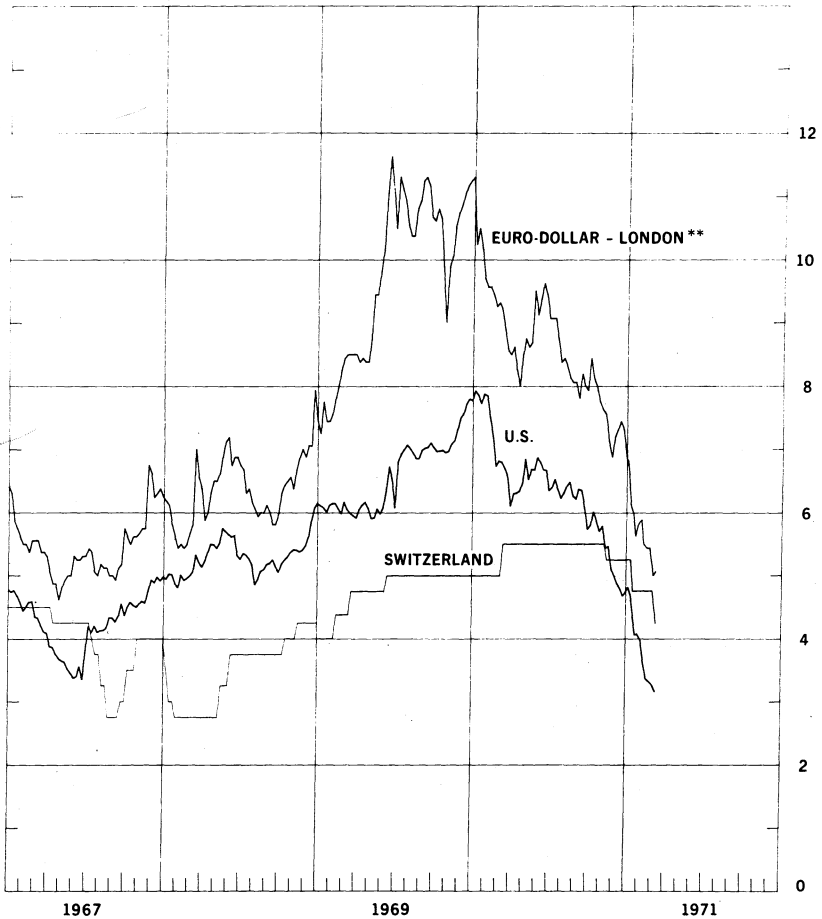


* 3-month treasury bill rates for all countries except Japan (Average rate on bank loans and discounts) and Germany (Interbank Loan Rate)

94
Chart 12B

SELECTED SHORT-TERM INTEREST RATES *

Per cent per annum.



* 3 month treasury bill rate for U.S., Switzerland—3 month deposit rate.

** 3-month rate for U.S. dollar deposits in London.

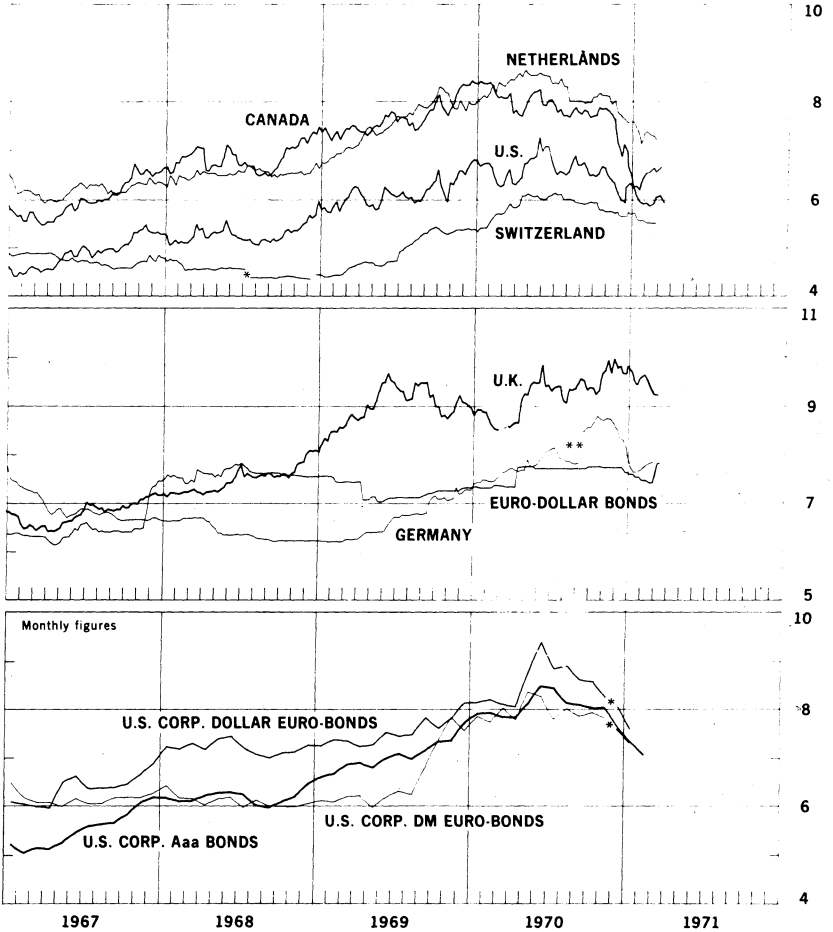
15

Chart 13

LONG-TERM BOND YIELDS

Weekly figures

Per cent per annum



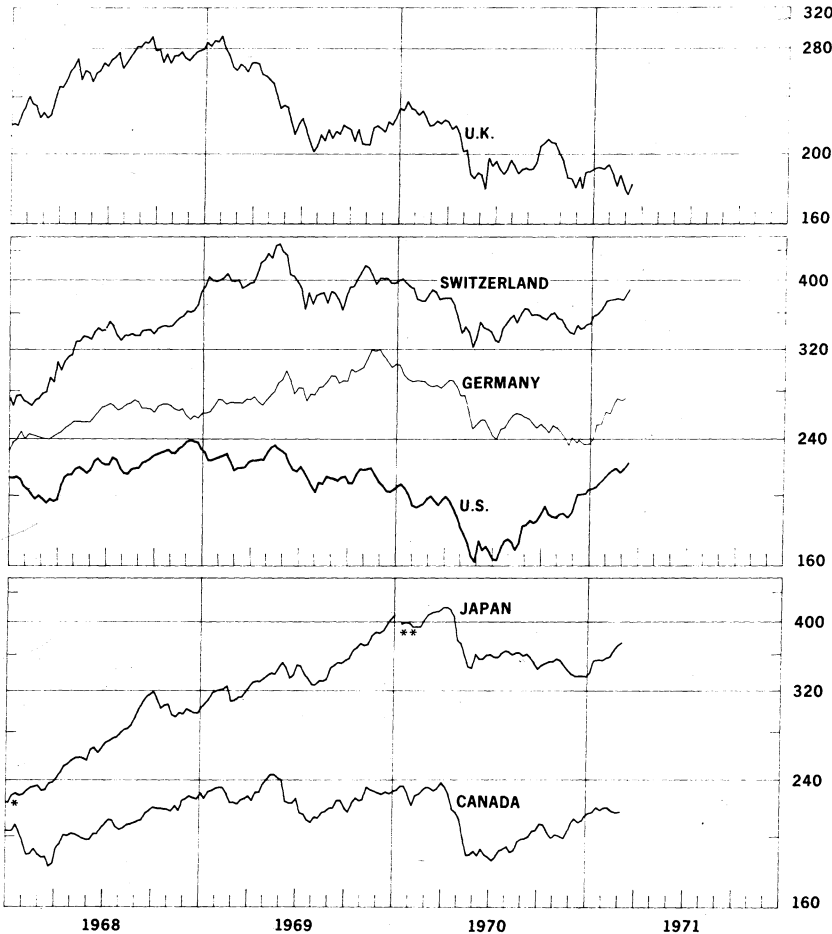
* New series for Switzerland starts 8-2-68, U.S. Corp. Dollar Euro-Bonds and U.S. Corp. DM Euro-Bonds starts 12-70.

** New Average yield of all German P.A. Bonds begins 9-4-70.

CHART 14

INDUSTRIAL STOCK INDICES

1958=100
Ratio scale



* Japan index of 225 industrial and other stocks traded on the Tokyo exchange.

** Japan index of all industrial and other stocks traded on the first section of the Tokyo Stock Exchange.

H. 13

No. 497

IV. SELECTED CENTRAL BANK DISCOUNT RATES

Country	Current Rate	In Effect Since	Previous Rate	In Effect Since
E. E. C.				
Belgium	6.5	Dec. 10, 1970	7.0	Oct. 22, 1970
France	6.5	Jan. 8, 1971	7.0	Oct. 20, 1970
Germany	6.0	Dec. 3, 1970	6.5	Nov. 18, 1970
Italy	5.5	Mar. 9, 1970	4.0	Aug. 14, 1969
Netherlands	6.0	Aug. 4, 1969	5.5	Apr. 9, 1969
Switzerland	3.75	Sept. 15, 1969	3.0	July 10, 1967
United Kingdom	7.0	Apr. 15, 1970	7.5	Mar. 5, 1970
Canada	5.25	Feb. 24, 1971	5.75	Feb. 15, 1971
Japan	5.75	Jan. 20, 1971	6.0	Oct. 28, 1970
United States	4.75	Feb. 13, 1971	5.0	Jan. 19, 1971

26

LATEST FIGURES PLOTTED ON THE CHARTS

Chart	Panel	Series	Date	Rate
1A	Upper	Swiss franc	Mar. 12	+1.654
		German mark	"	+0.796
		U.K. pound	"	+0.797
	Lower	Dutch guilder	"	+0.713
		French franc	"	+0.695
1B		Japanese yen	"	+0.684
		Belgian franc	"	+0.736
		Italian lira	"	+0.362
		Canadian dollar	--	--
2A		German mark	Mar. 12	-1.55
		Swiss franc	"	+0.08
		U.K. pound	"	-3.62
2B		Dutch guilder	"	+0.25
		Canadian dollar	"	-0.49
		French franc	"	-1.03
3A		German mark	Mar. 12	+2.28
		U.S. dollar	"	+2.95
3B		Swiss franc	"	+3.06
		French franc	"	+2.50
4		Gold price, U.S. dollar per ounce	Mar. 12	38.90
5A	Upper	Call Euro-\$ deposits	Mar. 10	4.38
		Federal Funds	"	3.29
	Middle	Differential	"	+1.09
	Lower	Euro-currencies: Euro S	Mar. 12	4.88
		Euro DM	"	7.20
	Euro Swiss Fr.	"	3.42	
5B	Upper	Japan, Unconditional Money	Mar. 5	7.25
		U.K., 2-day Local Author. Deps.	"	8.25
		Canada, Day-to-day Loans	"	3.80
	Lower	France, Day-to-Day Money	Mar. 12	5.75
		Germany, Call Money	"	6.94
		Netherlands, Call Money	Feb. 19 - 26	6.85 4.45

Chart	Panel	Series	Date	Rate
6A		Euro-\$ Call Rate	Mar. 12	4.75
		Euro-\$ 1-month Rate	"	4.88
6B		Euro-\$ 3-month Rate	"	5.06
		Euro-\$ 6-month Rate	"	5.56
7A	Upper	Euro-\$ 3-month Deposits	Mar. 10	5.06
		U.S. Certificate of Deposits	"	3.82
	Lower	Differential	"	+1.24
7B	Upper	Euro-\$ 3-month Deposits	"	5.06
		* Euro-\$ 3-month Deposits (Adj.)	"	6.32
		U.S. Certificate of Deposits (Adj.)	"	4.08
	Lower	Differential: on Adj. Euro-\$ Deposits	"	+2.24
		on Unadj. Euro-\$ Deposits	"	+0.98
8A	Upper	Euro-\$ 3-month Deposits	Feb. 19	5.38
		Hire Purchase Deposits (covered)	"	4.53
	Lower	Differential	"	-0.85
8B	Upper	Euro-\$ 3-month Deposits	"	5.38
		Local Authority Deposits (covered)	"	4.28
	Lower	Differential	"	-1.10
9A		U.S. Treasury Bill rate	Mar. 12	3.16
		U.K. Treasury Bill rate	"	6.70
		Local Authority Deposit (uncovered)	Mar. 5	8.06
9B	Upper	Spread (+/- favor London)	Mar. 12	+3.54
		3-month Forward Pound	"	-3.34
	Lower	Net Incentive (+/- favor London)	"	+0.20

* - Adjusted for 20 per cent Marginal Reserve Requirement.

30

IV - 4

Chart	Panel	Series	Date	Rate
10A	Upper	Euro-\$ Deposits (covered)	Mar. 10	6.76
		German Interbank Loan rate	"	7.62
	Lower	Differential	"	+0.86
10B	Upper	Euro-\$ Deposits (covered)	"	4.92
		Swiss Deposit rate	"	4.25
	Lower	Differential	"	-0.67
11	Upper	Canadian Finance Paper	Mar. 12	4.38
		U.S. Treasury Bill rate	"	3.16
		Canadian Treasury Bill rate	"	3.23
		U.S. Prime Finance paper (not plotted)	"	4.06
	Second	Bill rate differential	"	+0.07
		Forward Canadian dollar	"	-0.18
	Third	Net incentive on bills	"	-0.11
	Bottom	Net incentive on Finance Paper	"	+0.14
12A	Upper	U.K. Treasury Bill rate	Mar. 12	6.70
		U.S. Treasury Bill rate	"	3.16
		German Interbank Loan rate	"	7.62
	Lower	Japanese Average rate	January	7.685
		Canadian Treasury Bill rate	Mar. 12	3.23
		U.S. Treasury Bill rate	"	3.16
12B		Euro-\$ Deposits	"	5.06
		Swiss 3-month Deposit rate	"	4.25
		U.S. Treasury Bill rate	"	3.16

Chart	Panel	Series	Date	Rate
13	Upper	Netherlands	Feb. 19 - 21	7.28 7.21
		Canada	Mar. 5	6.67
		United States	Mar. 10	5.92
		Switzerland	Feb. 26	5.52
	Middle	* Germany	"	7.84
		United Kingdom	Mar. 5	9.23
		Euro-dollar bonds	Mar. 12	7.82
	Lower	*** U.S. Corp. Dollar Euro-bonds	January	7.60
		*** U.S. Corp. DM Euro-bonds	"	7.32
		U.S. Corp. Aaa bonds	February	7.08
14	Upper	Switzerland	Mar. 12	389.40
		Germany	Mar. 5	273.20
		United States	Mar. 12	222.29
	Middle	United Kingdom	"	182.16
		Canada	Mar. 4	216.73
	Lower	** Japan	Mar. 5	374.87
		United States	Mar. 12	222.29

* New -- Average yield of ALL German Public Authorities bonds made as of banking key days.

** Beginning week ended September 5, 1970, the Japanese index plotted is that of all industrial and other stocks on the First Section of the Tokyo Stock Exchange.

*** Series revised.