

*Mester  
Kane*

August 19, 1970 No. 468

H-13 Division of International Finance Europe and British Commonwealth Section

---



*Capital  
market*

# SELECTED INTEREST & EXCHANGE RATES FOR MAJOR COUNTRIES & THE U.S.

WEEKLY SERIES OF CHARTS

---

BOARD OF GOVERNORS OF THE FEDERAL RESERVE SYSTEM

---

**TABLE OF CONTENTS**

**PART I. EXCHANGE RATES AND GOLD PRICES**

- Chart 1A and B - Spot Exchange Rates, Major Currencies against U.S. Dollar
- Chart 2A and B - 3-Month Forward Exchange Rates, Major Currencies against U.S. Dollar
- Chart 3A and B - 3-Month Forward Exchange Rates, Major Currencies against U.K. Pound
- Chart 4 - Gold Price in London

**PART II. SHORT-TERM INTEREST RATES**

- Chart 5 - Call Money Rates
- Chart 6A and B - London: Euro- $\text{\$}$  Deposit Rates
- Chart 7A and B - New York - London: Yields on U.S. Dollar Funds
- Chart 8A and B - London: Covered Yields on U.S. Dollar Funds
- Chart 9A and B - Interest Arbitrage: United States-United Kingdom
- Chart 10A and B - Interest Arbitrage: U.S.-Germany and U.S.-Switzerland
- Chart 11 - Interest Arbitrage: United States-Canada
- Chart 12A and B - Selected Short-term Interest Rates

**PART III. LONG-TERM INTEREST RATES AND STOCK INDICES**

- Chart 13 - Long-Term Bond Yields
- Chart 14 - Industrial Stock Indices

**PART IV. LATEST FIGURES PLOTTED ON THE CHARTS**

**NOTE:** This series is a continuation of the CAPITAL MARKETS DEVELOPMENTS ABROAD, which has been published under that title through December 31, 1968. The changes in the format and order of the charts are fully explained in the Supplement to the series, which accompanied issue dated January 1, 1969.

---

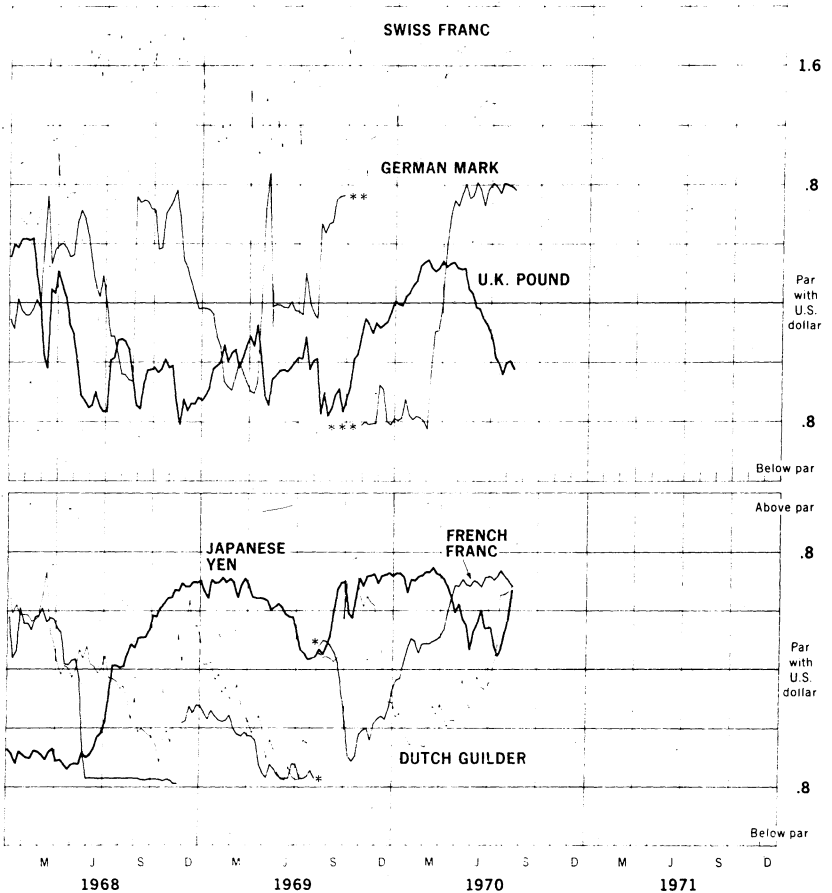
Chart 1A

# SPOT EXCHANGE RATES - MAJOR CURRENCIES AGAINST U.S. DOLLAR

Weekly averages

Per cent

Above par

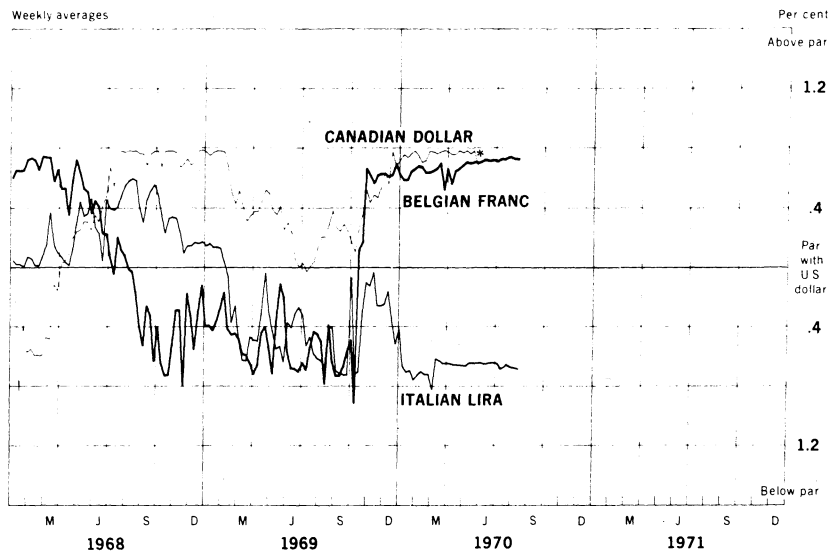


\* Devaluation of the French franc from 4.94 to 5.55 for \$1.00  
\*\* DM rate not supported by the Bundesbank  
\*\*\* Revaluation of the DM from 25.00 to 27.32 in U.S. cents

Chart 1B

### SPOT EXCHANGE RATES - MAJOR CURRENCIES AGAINST U.S. DOLLAR

Weekly averages



\* Can. \$ rate not supported by Bank of Canada

### 3-MONTH FORWARD EXCHANGE RATES - MAJOR CURRENCIES AGAINST U.S. DOLLAR

Weekly averages

Per cent per annum

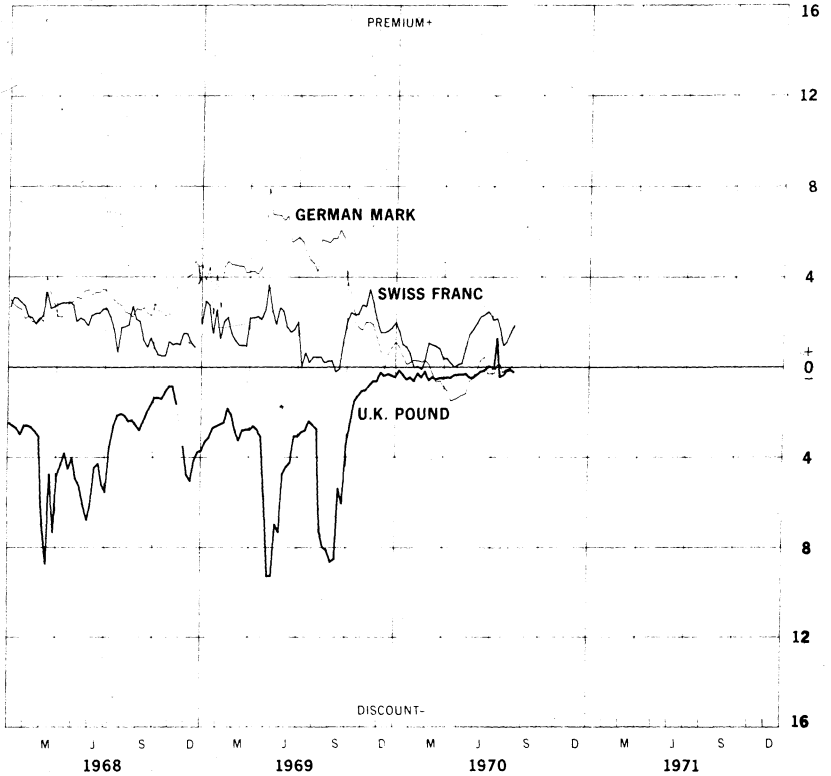
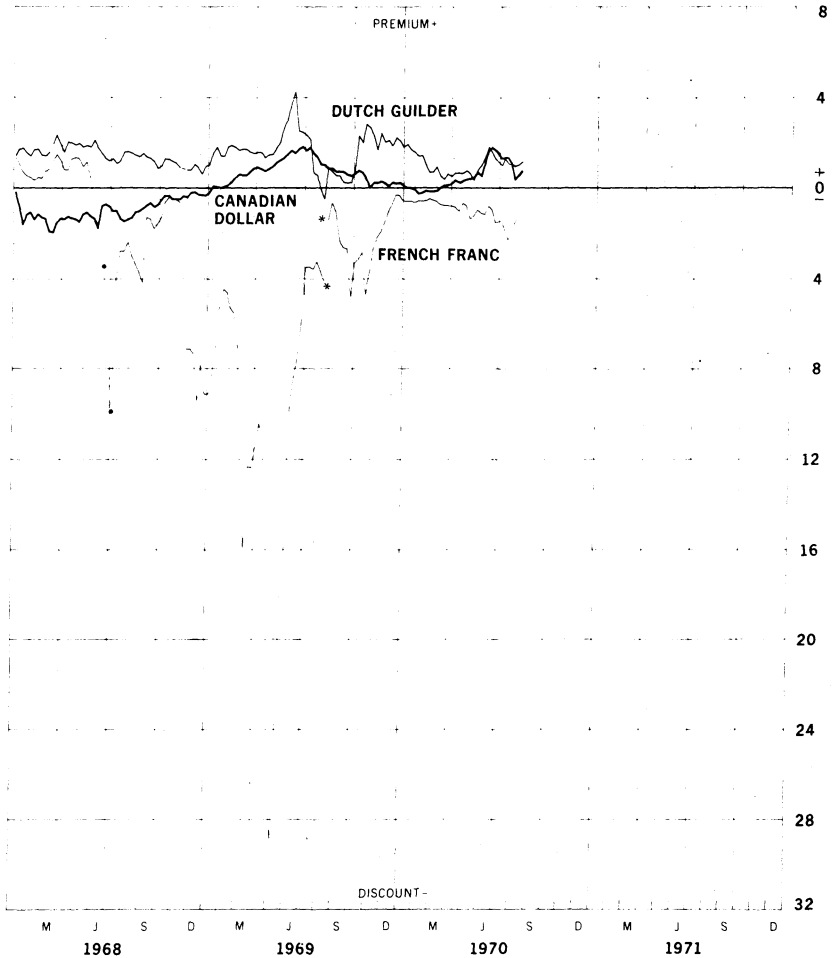


Chart 2B

### 3-MONTH FORWARD EXCHANGE RATES - MAJOR CURRENCIES AGAINST U.S. DOLLAR

Weekly averages

Per cent per annum



\* Devaluation of the French franc from 4.94 to 5.55 for \$1.00

\*\* Can. \$ rate not supported by Bank of Canada

### 3-MONTH FORWARD EXCHANGE RATES - MAJOR CURRENCIES AGAINST U.K. POUND

Friday figures

Per cent per annum

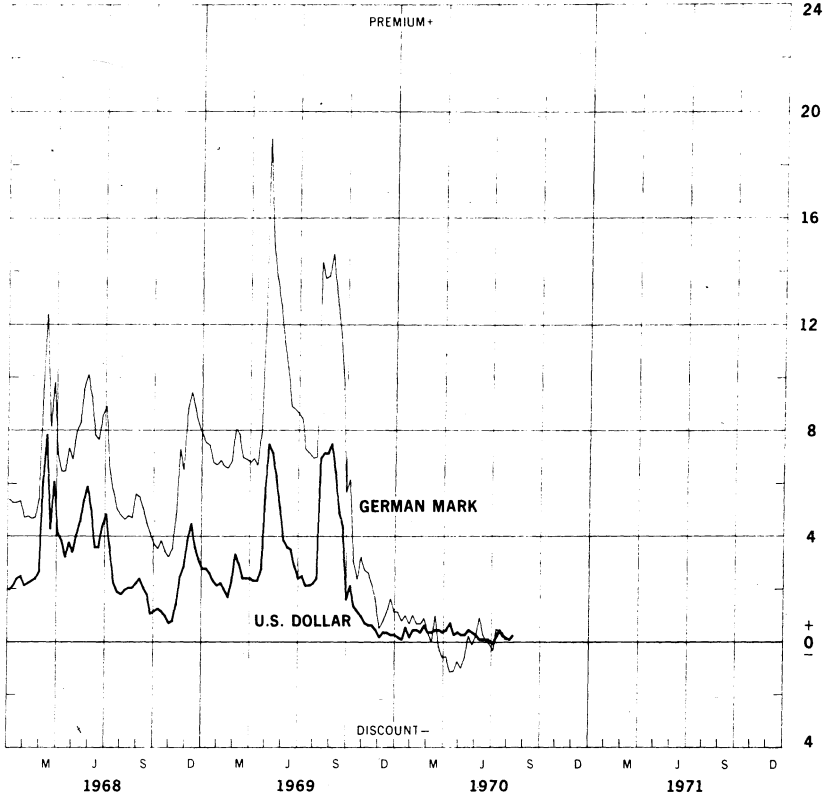
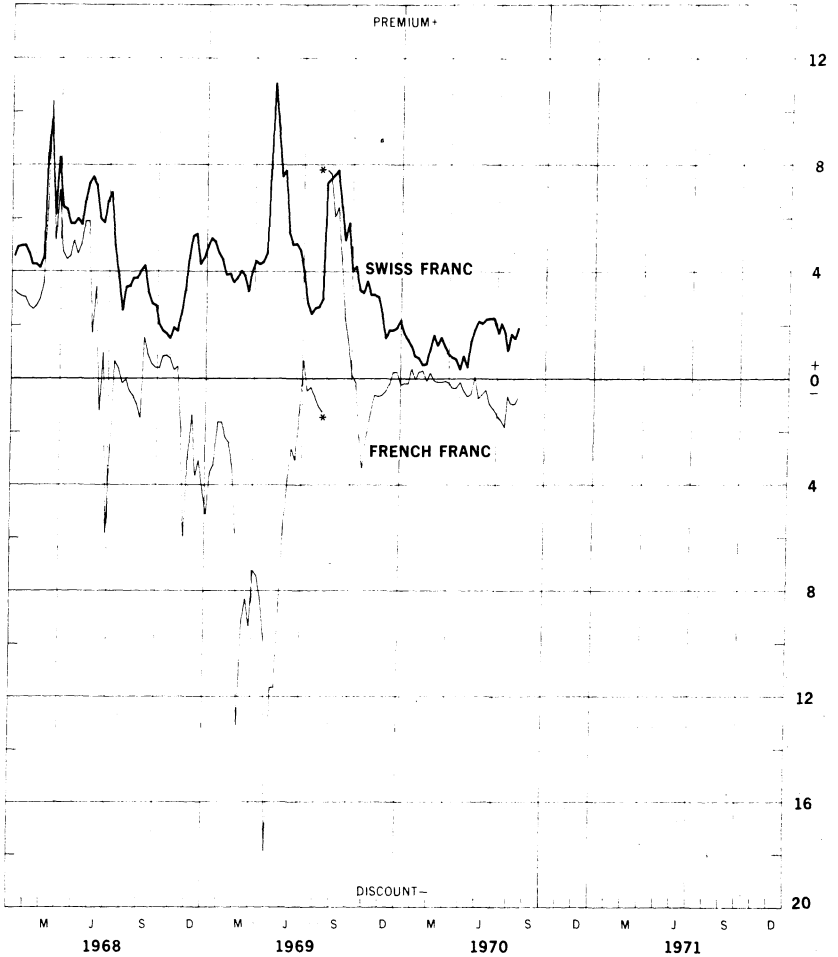


Chart 3B

### 3-MONTH FORWARD EXCHANGE RATES - MAJOR CURRENCIES AGAINST U.K. POUND

Friday figures

Per cent per annum



\*Devaluation of the French franc from 4 94 to 5 55 for \$1 00

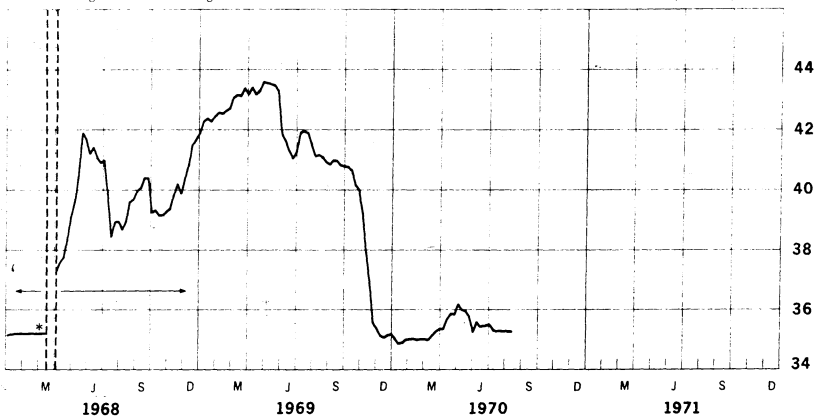


Chart 4

### GOLD PRICE IN LONDON, 12.5 Kg BARS

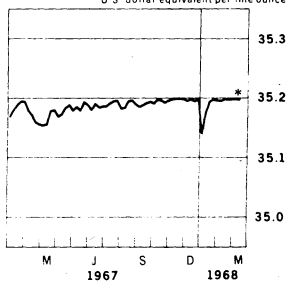
Week's average of afternoon fixings

U.S. dollar equivalent per fine ounce



### MARKET SUPPORTED BY GOLD POOL

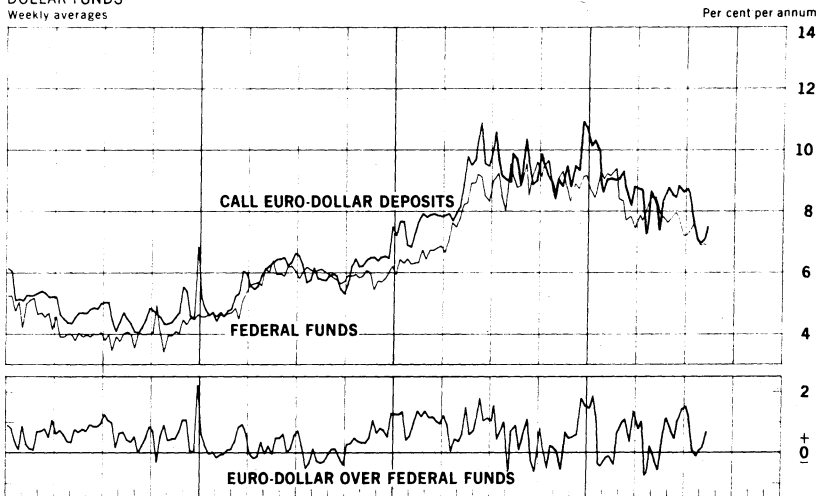
U.S. dollar equivalent per fine ounce



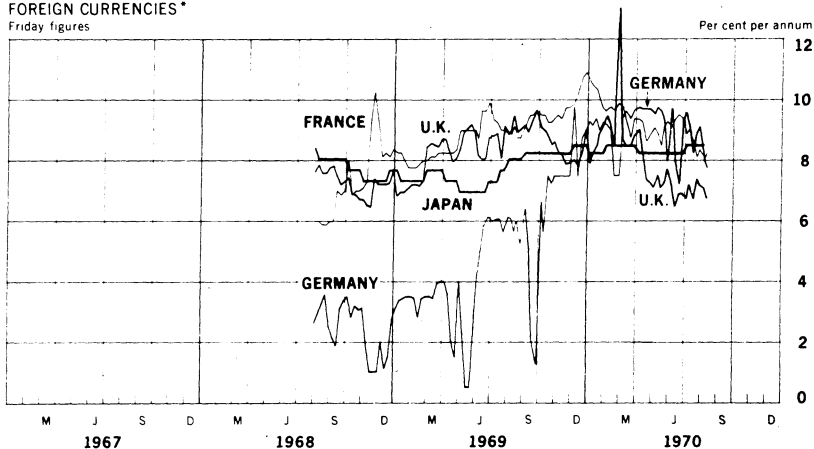
\* Market closed March 15-April 1, 1968

### CALL MONEY RATES

DOLLAR FUNDS  
Weekly averages



FOREIGN CURRENCIES\*  
Friday figures



\* Germany, Call Money. U.K., 2-day Local Authority Deposits, Japan, Unconditional Money, France, Day-to-day Money

CHART 6A

# LONDON: EURO-DOLLAR DEPOSIT RATES

Friday figures

Per cent per annum

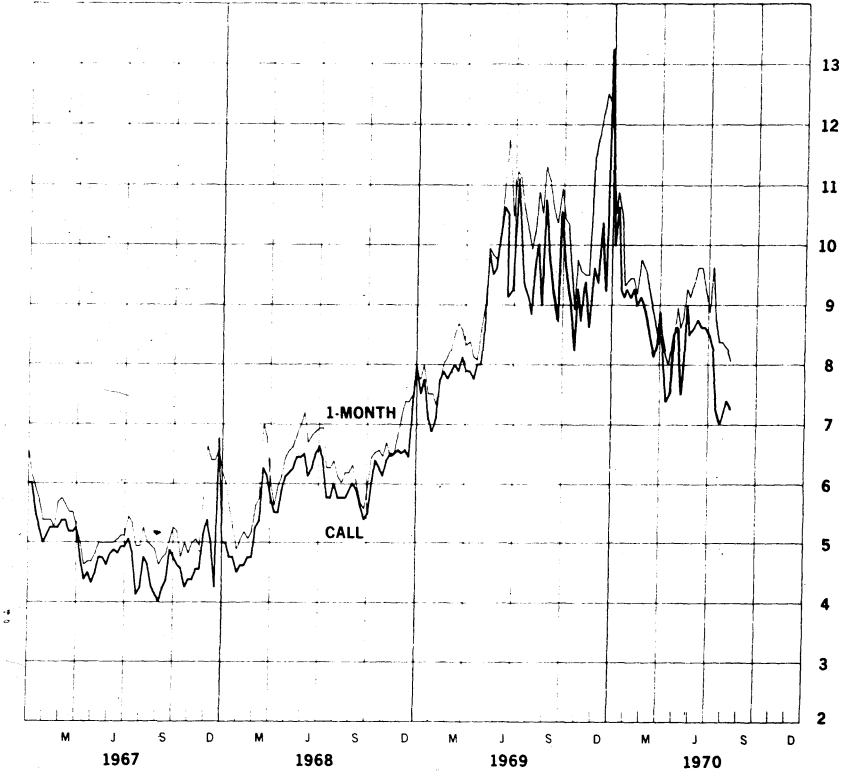


CHART 6B

# LONDON: EURO-DOLLAR DEPOSIT RATES

Friday figures

Per cent per annum

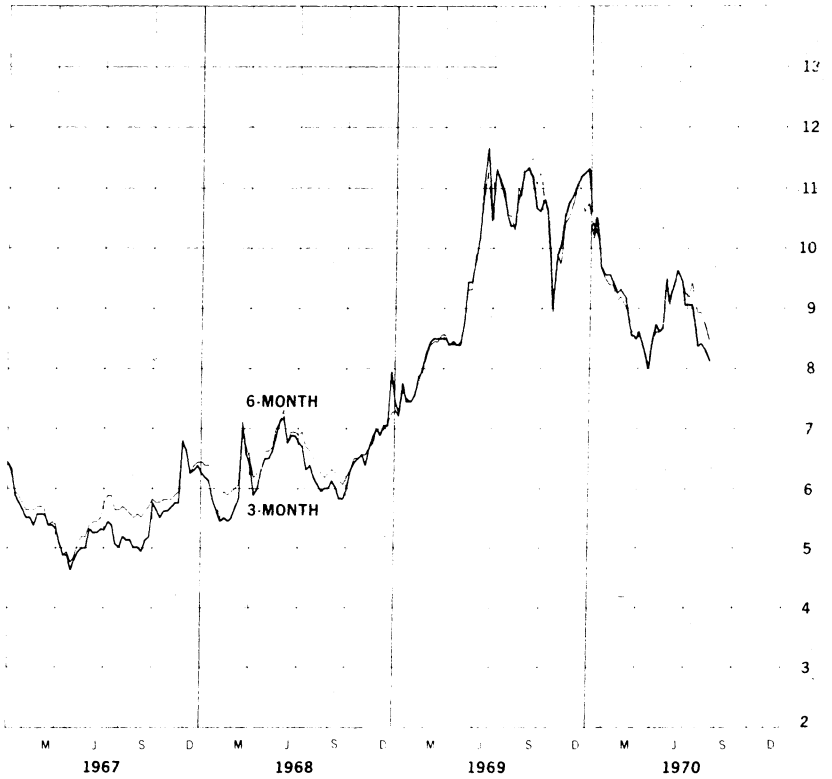


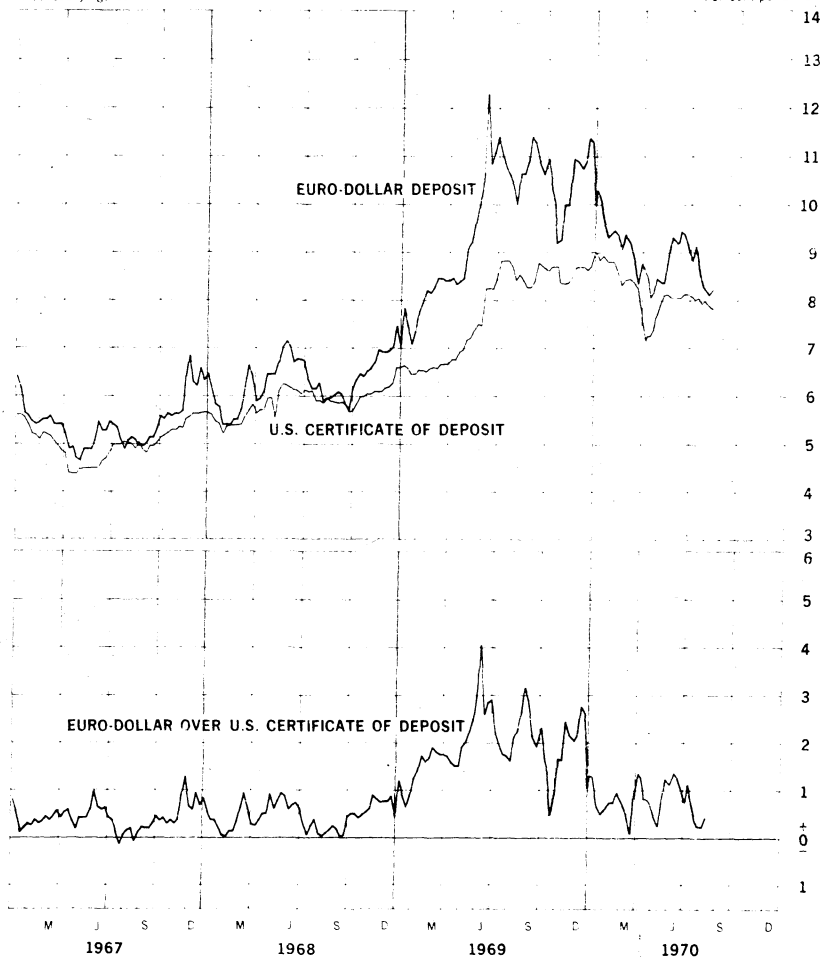
Chart 7A

# NEW YORK-LONDON: YIELDS ON U.S. DOLLAR FUNDS

3-MONTH DOLLAR DEPOSIT RATES—SECONDARY MARKET

Wednesday figures

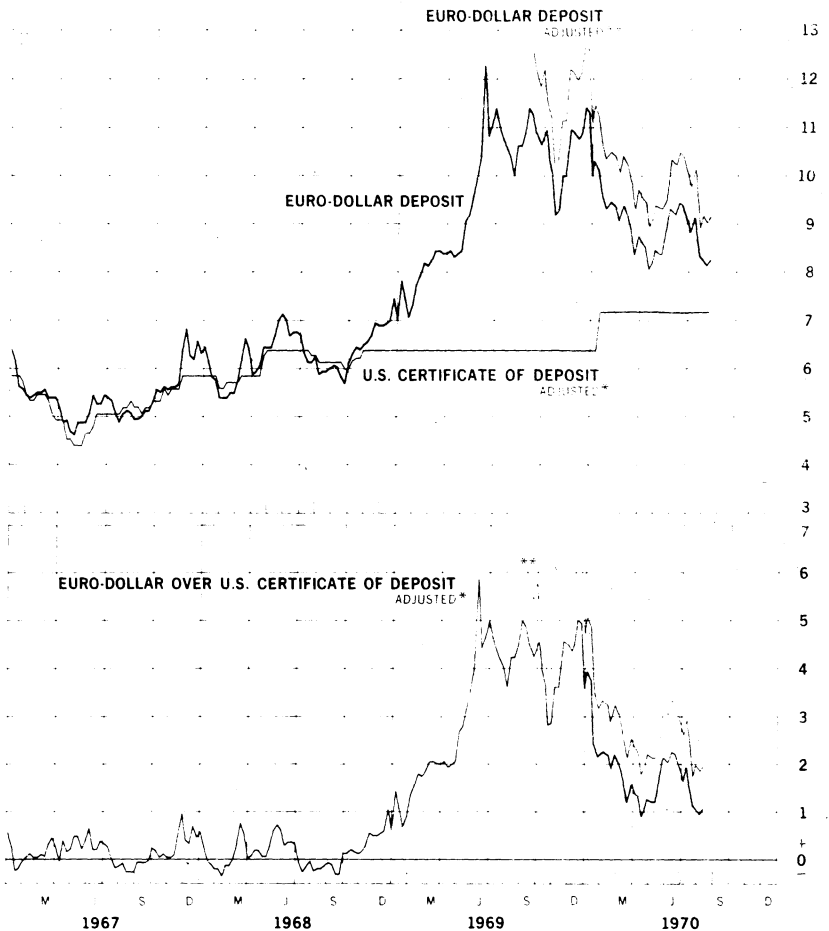
Per cent per annum



# NEW YORK-LONDON: COSTS OF U.S. DOLLAR FUNDS

3-MONTH DOLLAR DEPOSIT RATES—PRIMARY MARKET  
 Wednesday figures

Per cent per annum  
 14



\* Adjusted for Reserve Requirement  
 \*\* Adjusted for 10% Marginal Reserve Requirement

CHART 8A

## LONDON: COVERED YIELDS ON U.S. DOLLAR FUNDS

HIRE PURCHASE AND EURO-DOLLAR RATES

Friday figures

Per cent per annum

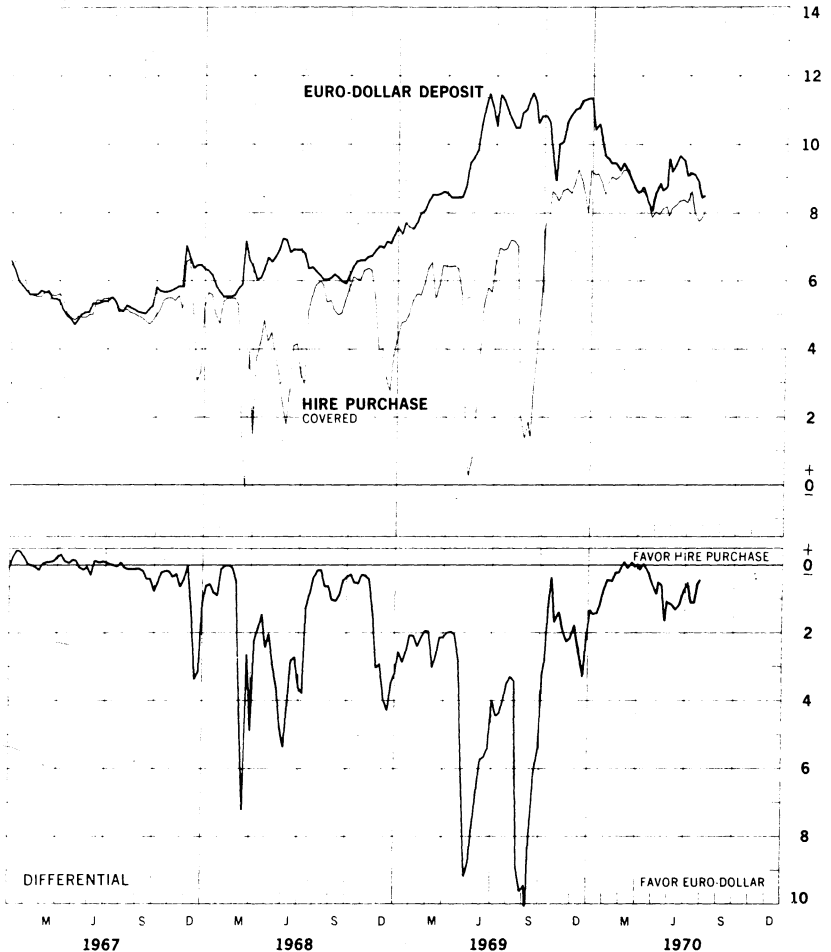


CHART 8B

### LONDON: COVERED YIELDS ON U.S. DOLLAR FUNDS

LOCAL AUTHORITY AND EURO-DOLLAR RATES

Friday figures

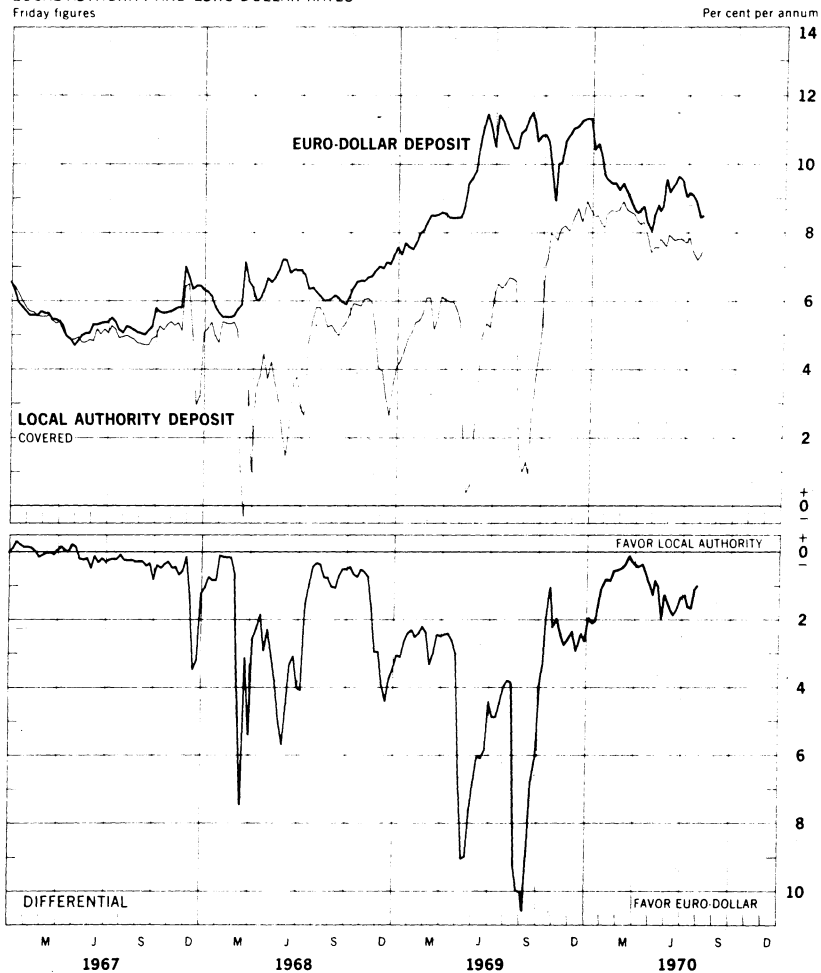


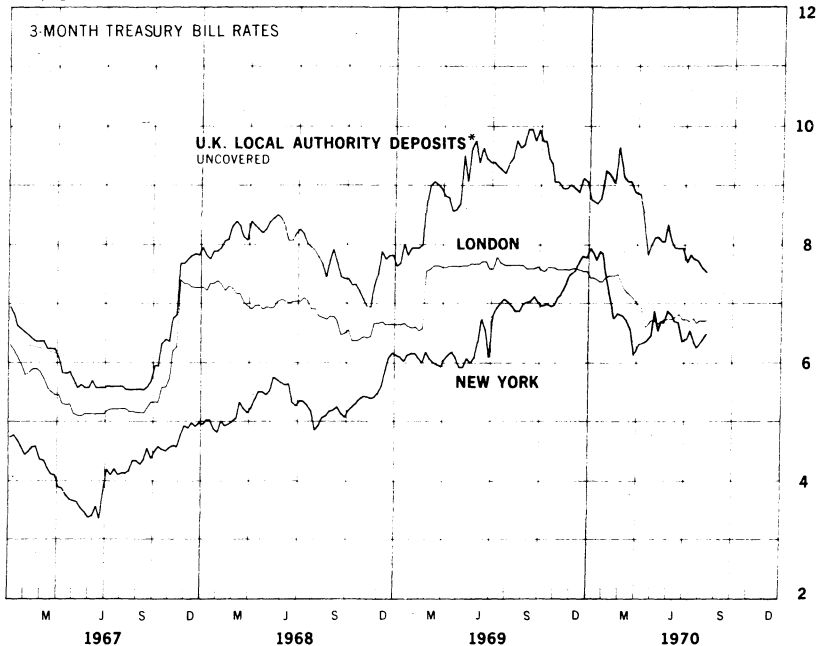


Chart 9A

# INTEREST ARBITRAGE: UNITED STATES AND UNITED KINGDOM

Friday figures

Per cent per annum



\* Plotted for comparison purposes

Chart 9B

# INTEREST ARBITRAGE: UNITED STATES AND UNITED KINGDOM

Friday figures

Per cent per annum

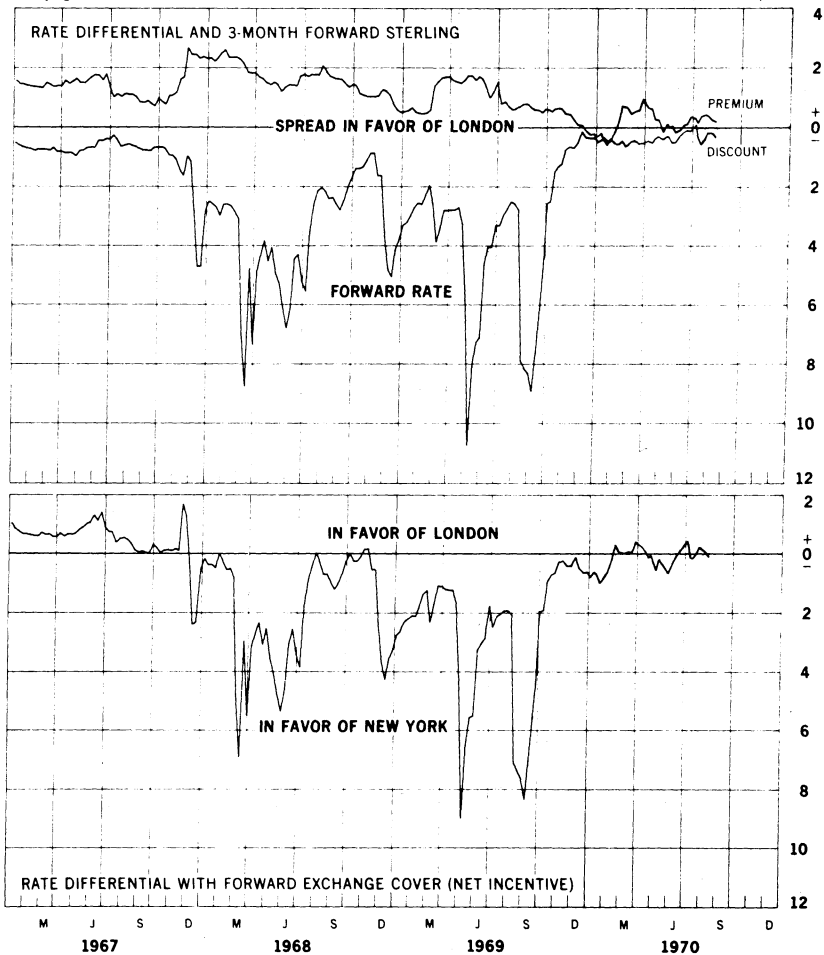
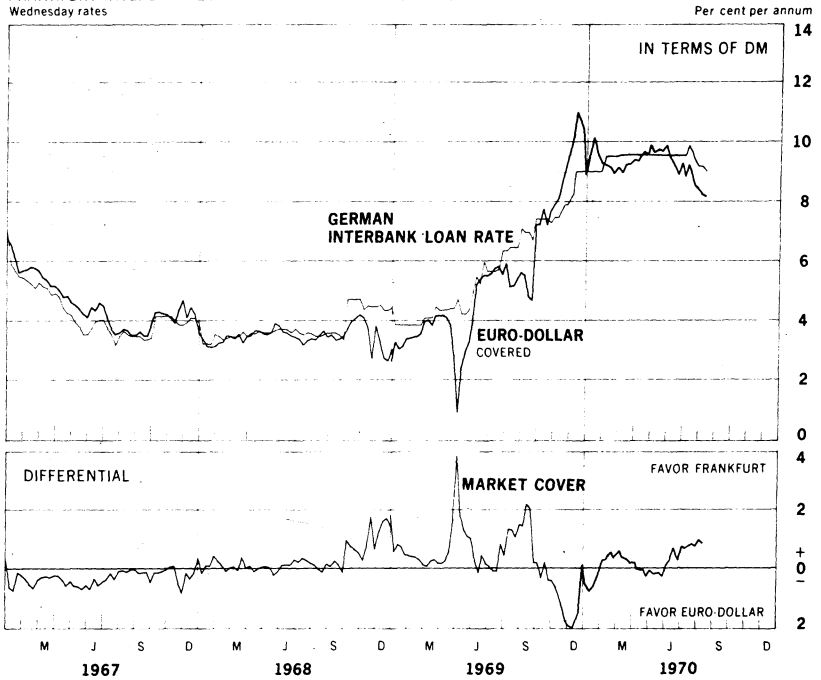


Chart 10A

### 3-MONTH INTEREST ARBITRAGE: U.S. - GERMANY

FRANKFURT INTERBANK LOAN RATE VS. LONDON EURO-DOLLAR RATE

Wednesday rates



### 3-MONTH INTEREST ARBITRAGE: U.S. - SWITZERLAND

ZURICH DEPOSIT RATE VS. LONDON EURO-DOLLAR RATE

Wednesday rates

Per cent per annum

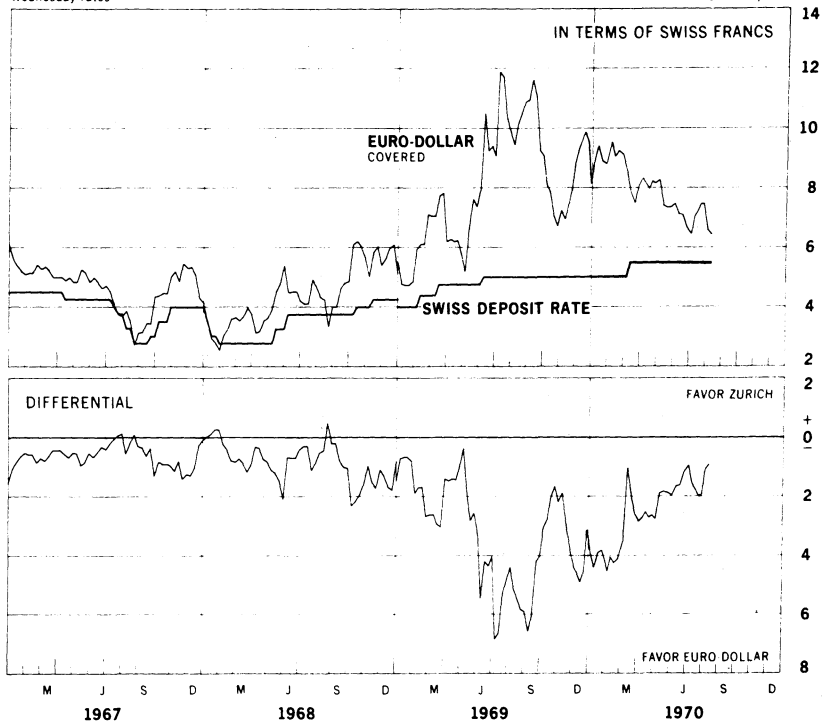
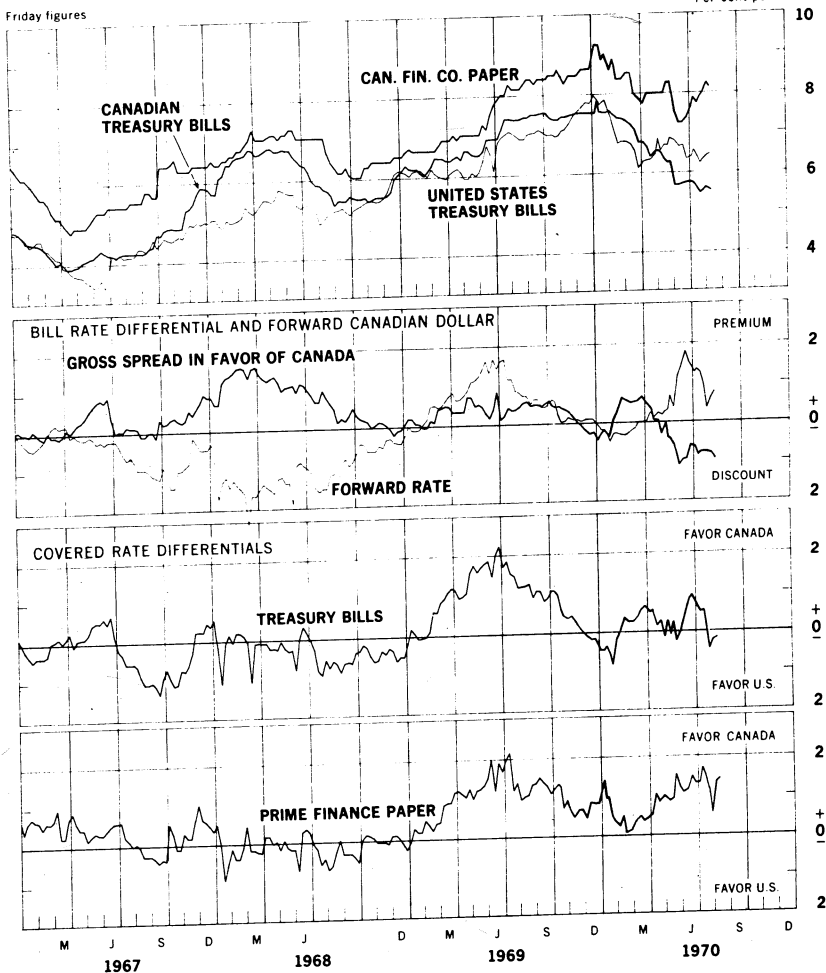


Chart 11

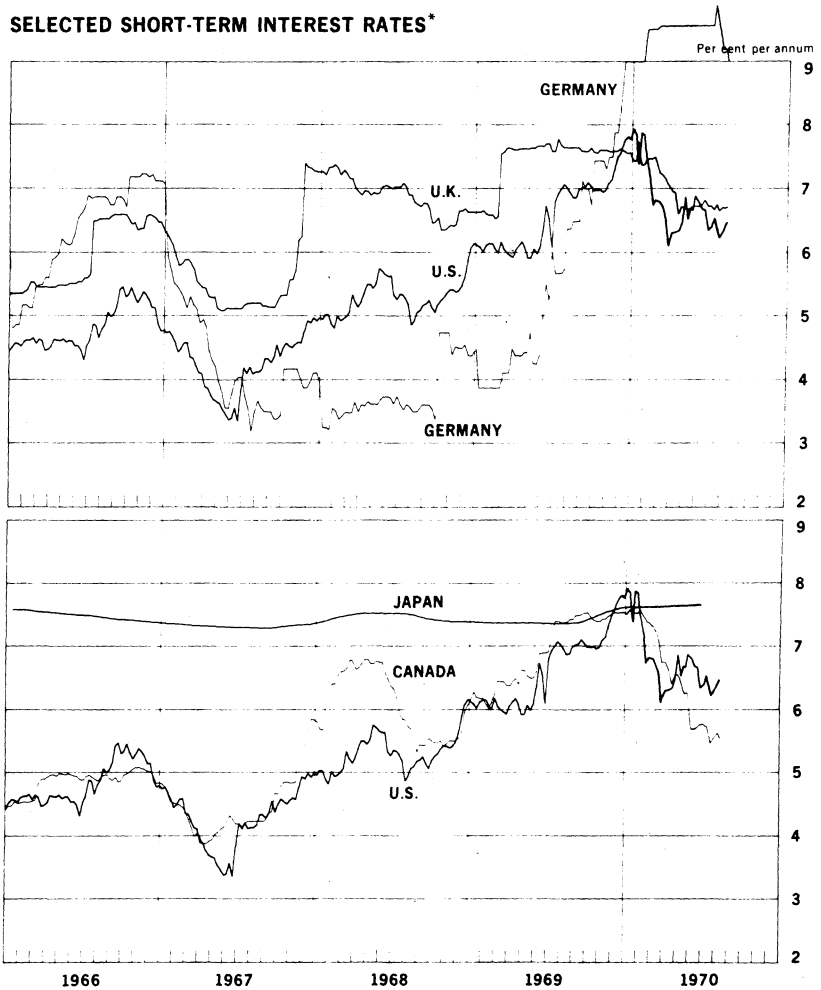
### 3-MONTH INTEREST ARBITRAGE: UNITED STATES - CANADA

Friday figures

Per cent per annum

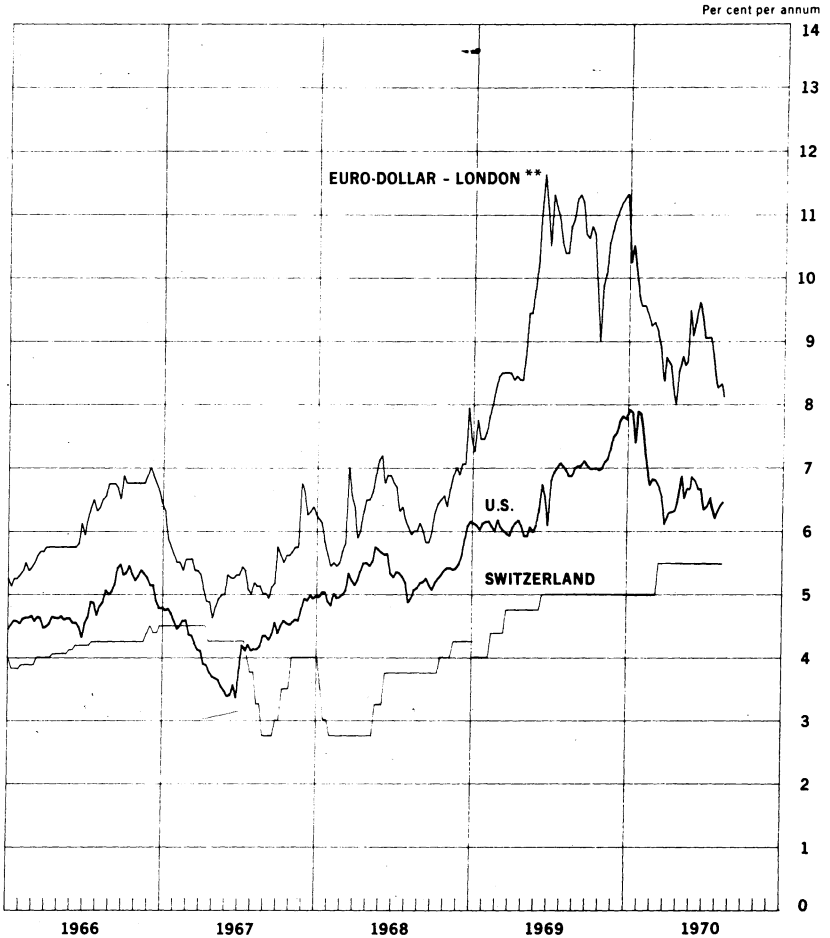


### SELECTED SHORT-TERM INTEREST RATES\*



\* 3-month treasury bill rates for all countries except Japan (Average rate on bank loans and discounts) and Germany (Interbank Loan Rate)

### SELECTED SHORT-TERM INTEREST RATES \*



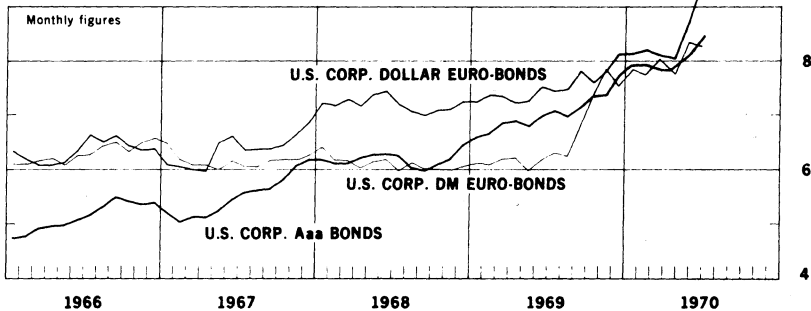
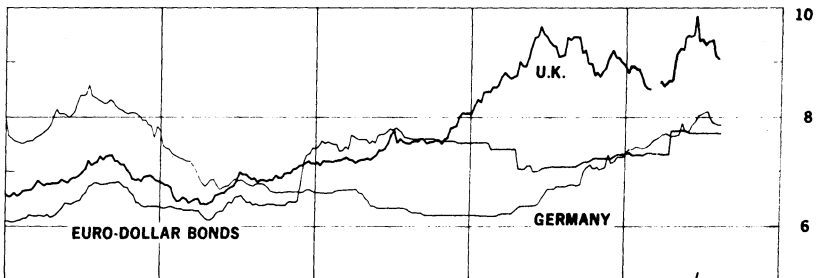
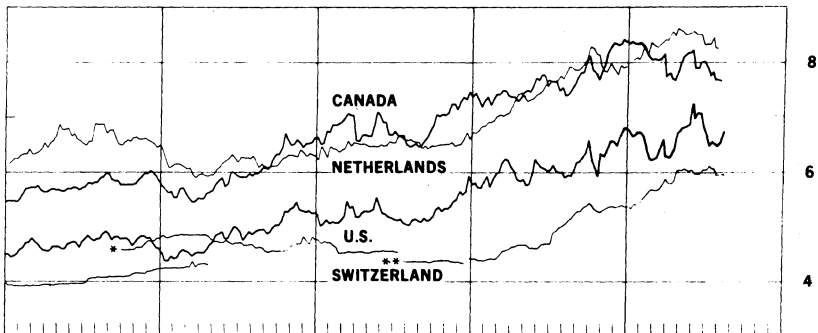
\* 3-month treasury bill rate for U.S., Switzerland—3-month deposit rate.

\*\* 3-month rate for U.S. dollar deposits in London.

### LONG-TERM BOND YIELDS

Weekly figures

Per cent per annum



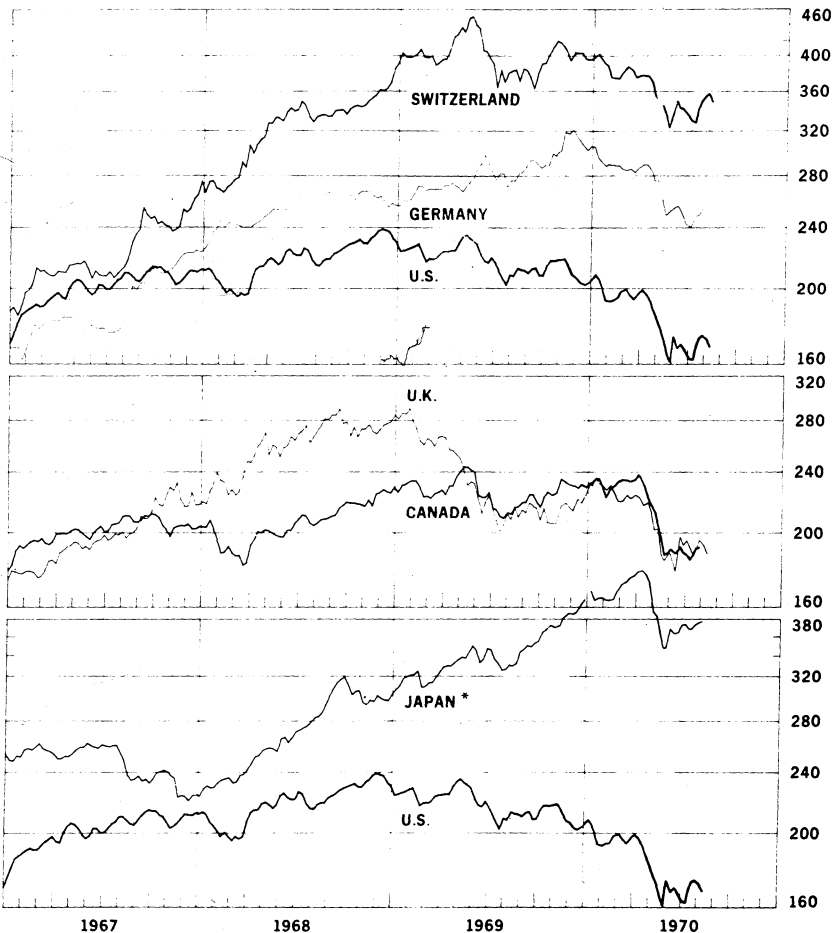
\* New series for Switzerland starts 3-3-67.  
 \*\* New series for Switzerland starts 8-2-68.



CHART 14

# INDUSTRIAL STOCK INDICES

1958=100  
Ratio scale



\* Japan index of 225 industrial and other stocks traded on the Tokyo exchange

## IV. LATEST FIGURES PLOTTED ON THE CHARTS

Chart	Panel	Series	Date	Rate
1A	Upper	Swiss franc	August 14	+ 1.631
		German mark	"	+ 0.762
		U.K. pound	"	- 0.450
	Lower	Dutch guilder	"	+ 0.572
		French franc	"	+ 0.563
Japanese yen		"	+ 0.541	
1B		Belgian franc	"	+ 0.723
		Italian lira	"	- 0.682
		Canadian dollar	--	--
2A		German mark	August 14	+ 0.19
		Swiss franc	"	+ 1.83
		U.K. pound	"	- 0.25
2B		Dutch guilder	"	+ 1.15
		Canadian dollar	"	+ 0.72
		French franc	"	- 1.15
3A		German mark	August 14	+ 0.29
		U.S. dollar	"	+ 0.27
3B		Swiss franc	"	+ 1.92
		French franc	"	- 0.76
4		Gold price, U.S. dollar per ounce	August 14	35.27
5	Upper	Call Euro-\$ deposits	August 12	7.52
		Federal Funds	"	6.82
	Middle	Differential	"	+ 0.70
	Lower	Japanese Unconditional Money	August 7	8.50
		German Call Money	August 14	7.75
		U.K. 2-day Local Authority Deposits	" 14	6.75
		French Day-to-day Money	" 14	8.25

Chart	Panel	Series	Date	Rate
6A		Euro-\$ Call Rate	August 14	7.25
		Euro-\$ 1-month Rate	"	8.06
6B		Euro-\$ 3-month Rate	"	8.12
		Euro-\$ 6-month Rate	"	8.50
7A	Upper	Euro-\$ 3-month Deposits	" 12	8.25
		U.S. Certificate of Deposits	" 12	7.82
	Lower	Differential	" 12	+ 0.43
7B	Upper	Euro-\$ 3-month Deposits	" 12	8.25
		Euro-\$ 3-month Deposits (Adj.)	" 12	9.17
		U.S. Certificate of Deposits (Adj.)	" 12	7.18
	Lower	Differential: on Adj. Euro-\$ Deposits	" 12	1.99
		on Unadj. Euro-\$ Deposits	" 12	1.07
8A	Upper	Euro-\$ 3-month Deposits	July 31	8.50
		Hire Purchase Deposits (covered)	"	8.07
	Lower	Differential	"	- 0.43
8B	Upper	Euro-\$ 3-month Deposits	"	8.50
		Local Authority Deposits (covered)	"	7.54
	Lower	Differential	"	- 0.96
9A		U.S. Treasury Bill rate	August 14	6.48
		U.K. Treasury Bill rate	"	6.70
		Local Authority Deposit (uncovered)	"	7.53
9B	Upper	Spread (+= favor London)	"	+ 0.22
		3-month Forward Pound	"	- 0.31
	Lower	Net Incentive (+= favor London)	"	- 0.09

Chart	Panel	Series	Date	Rate
10A	Upper	Euro-\$ Deposits (covered)	August 12	8.18
		German Interbank Loan rate	"	9.00
	Lower	Differential	"	+ 0.82
10B	Upper	Euro-\$ Deposits (covered)	"	6.42
		Swiss Deposit rate	"	5.50
	Lower	Differential	"	- 0.92
11	Upper	Canadian Finance Paper	August 14	8.13
		U.S. Treasury Bill rate	"	6.48
		Canadian Treasury Bill rate	"	5.54
		U.S. Prime Finance paper (not plotted)	"	7.50
	Second	Bill rate differential	"	- 0.94
		Forward Canadian dollar	"	+ 0.78
	Third	Net incentive on bills	"	- 0.16
	Bottom	Net incentive on Finance Paper	"	+ 1.41
12A	Upper	U.K. Treasury Bill rate	August 14	6.70
		U.S. Treasury Bill rate	"	6.48
		German Interbank Loan rate	"	8.12
	Lower	Japanese Average rate	June 30	7.661
		Canadian Treasury Bill rate	August 14	5.54
		U.S. Treasury Bill rate	"	6.48
12B		Euro-\$ Deposits	"	8.12
		Swiss 3-month Deposit rate	"	5.50
		U.S. Treasury Bill rate	"	6.48

Chart	Panel	Series	Date	Rate
13	Upper	Netherlands	July 31	8.26
		Canada	August 7	7.66
		United States	August 12	6.71
		Switzerland	August 14	5.97
	Middle	Germany	" 14	7.84
		United Kingdom	" 7	9.05
		Euro-dollar bonds	" 14	7.70
	Lower	U.S. Corp. Dollar Euro-bonds	June 30	9.38
		U.S. Corp. DM Euro-bonds	"	8.27
U.S. Corp. Aaa bonds		"	8.48	
14	Upper	Switzerland	August 14	348.9
		Germany	July 31	254.80
		United States	August 14	167.86
	Middle	United Kingdom	"	187.72
		Canada	July 30	191.61
	Lower	Japan	August 7	376.35
		United States	August 14	167.86