


March 18, 1970 No. 446

H-13 Division of International Finance Europe and British Commonwealth Section



SELECTED INTEREST & EXCHANGE RATES FOR MAJOR COUNTRIES & THE U.S.

WEEKLY SERIES OF CHARTS

BOARD OF GOVERNORS OF THE FEDERAL RESERVE SYSTEM

TABLE OF CONTENTS

PART I. EXCHANGE RATES AND GOLD PRICES

- Chart 1A and B - Spot Exchange Rates, Major Currencies against U.S. Dollar
- Chart 2A and B - 3-Month Forward Exchange Rates, Major Currencies against U.S. Dollar
- Chart 3A and B - 3-Month Forward Exchange Rates, Major Currencies against U.K. Pound
- Chart 4 - Gold Price in London

PART II. SHORT-TERM INTEREST RATES

- Chart 5 - Call Money Rates
- Chart 6A and B - London: Euro-\$ Deposit Rates
- Chart 7A and B - New York - London: Yields on U.S. Dollar Funds
- Chart 8A and B - London: Covered Yields on U.S. Dollar Funds
- Chart 9A and B - Interest Arbitrage: United States-United Kingdom
- Chart 10A and B - Interest Arbitrage: U.S.-Germany and U.S.-Switzerland
- Chart 11 - Interest Arbitrage: United States-Canada
- Chart 12A and B - Selected Short-term Interest Rates

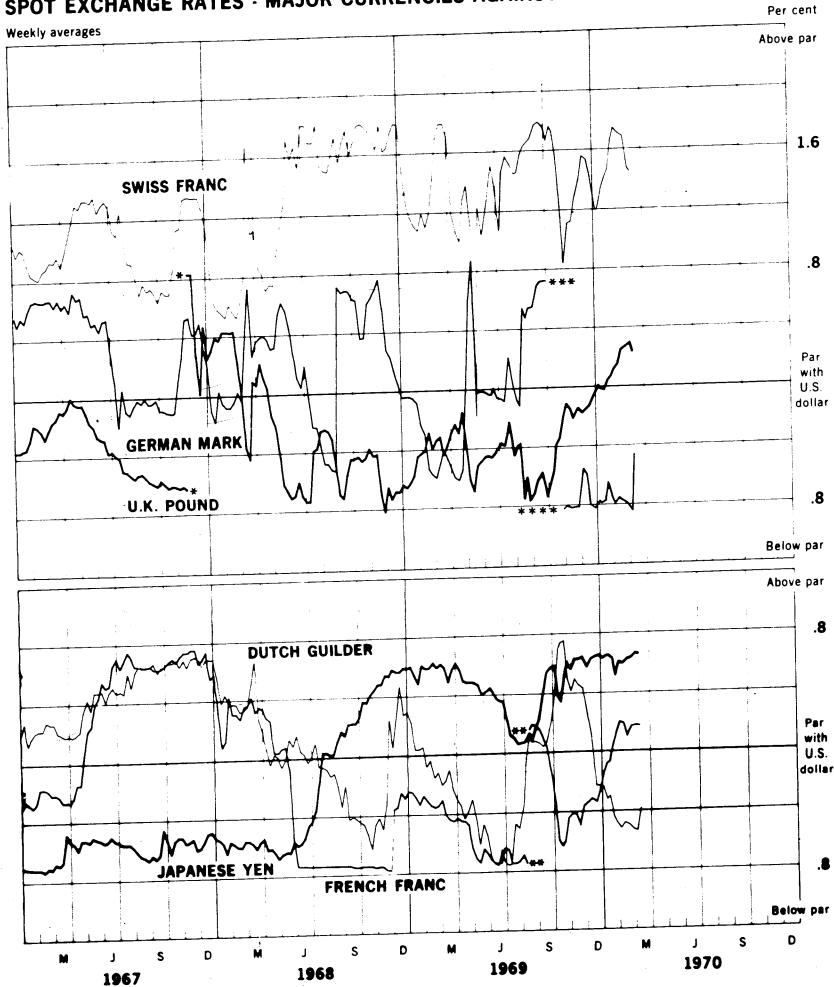
PART III. LONG-TERM INTEREST RATES AND STOCK INDICES

- Chart 13 - Long-Term Bond Yields
- Chart 14 - Industrial Stock Indices

PART IV. LATEST FIGURES PLOTTED ON THE CHARTS

NOTE: This series is a continuation of the CAPITAL MARKETS DEVELOPMENTS ABROAD, which has been published under that title through December 31, 1968. The changes in the format and order of the charts are fully explained in the Supplement to the series, which accompanied issue dated January 1, 1969.

SPOT EXCHANGE RATES - MAJOR CURRENCIES AGAINST U.S. DOLLAR



- * Devaluation of the U.K. pound from \$2.80 to \$2.40.
- ** Devaluation of the French franc from 4.94 to 5.55 for \$1.00.
- *** DM rate not supported by the Bundesbank
- **** Revaluation of the DM from 25.00 to 27.32 in U.S. cents.

SPOT EXCHANGE RATES - MAJOR CURRENCIES AGAINST U.S. DOLLAR

Weekly averages

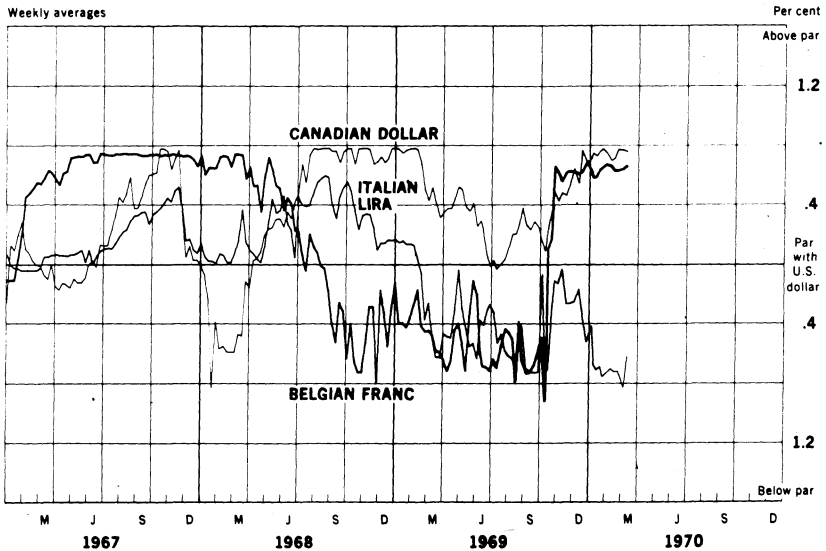
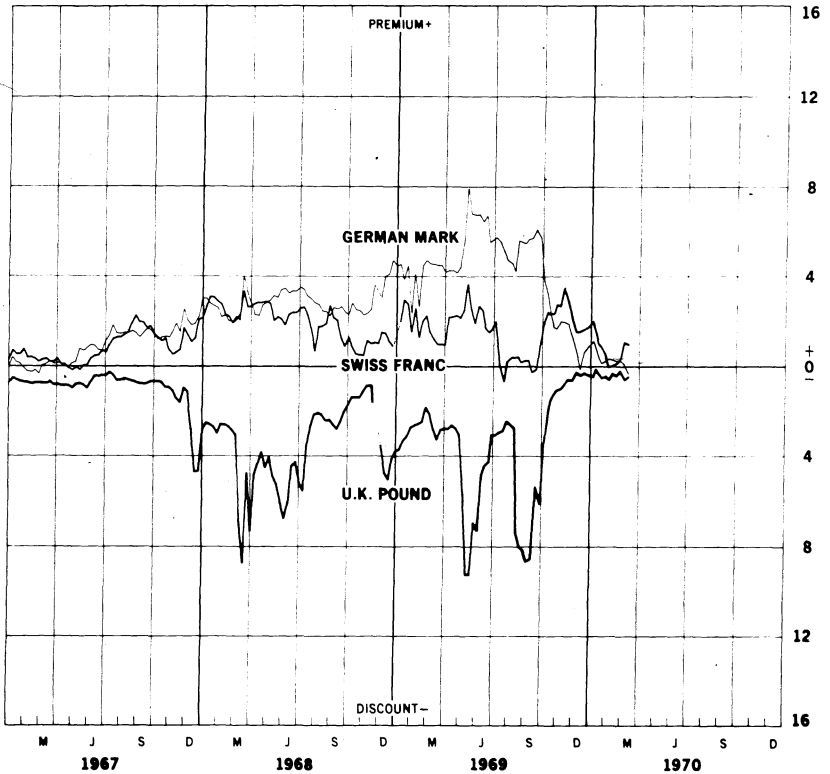


Chart 2A

3-MONTH FORWARD EXCHANGE RATES - MAJOR CURRENCIES AGAINST U.S. DOLLAR

Weekly averages

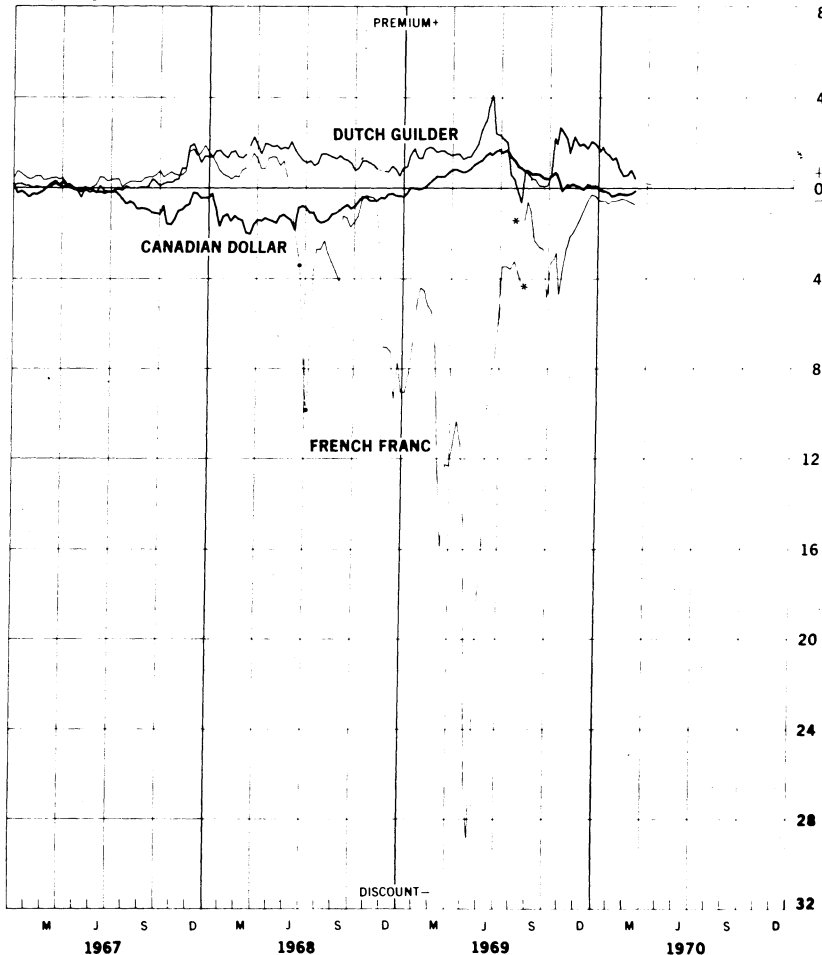
Per cent per annum



3-MONTH FORWARD EXCHANGE RATES - MAJOR CURRENCIES AGAINST U.S. DOLLAR

Weekly averages

Per cent per annum

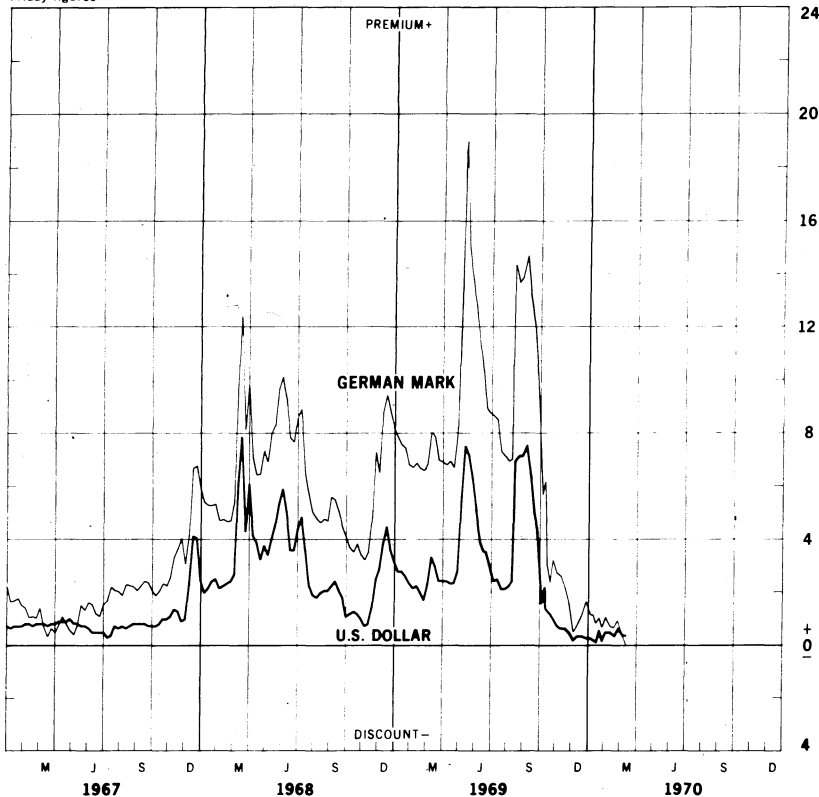


* Devaluation of the French franc from 4.94 to 5.55 for \$1.00.

3-MONTH FORWARD RATES - MAJOR CURRENCIES AGAINST U.K. POUND

Friday figures

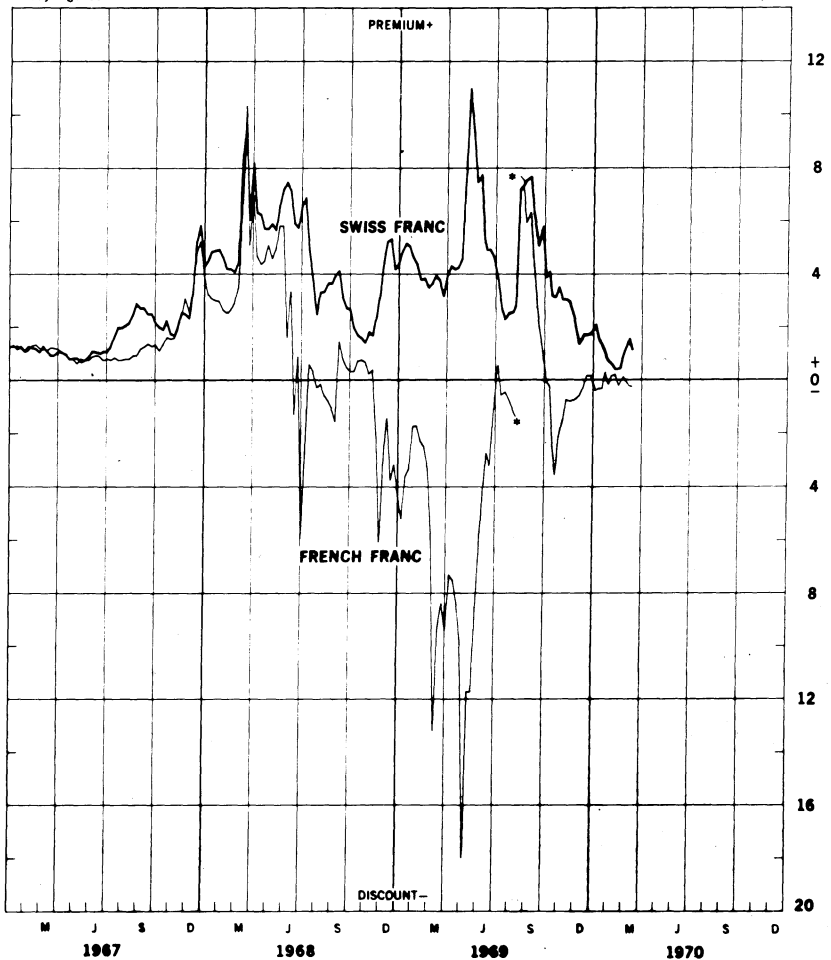
Per cent per annum



3-MONTH FORWARD EXCHANGE RATES - MAJOR CURRENCIES AGAINST U.K. POUND

Friday figures

Per cent per annum



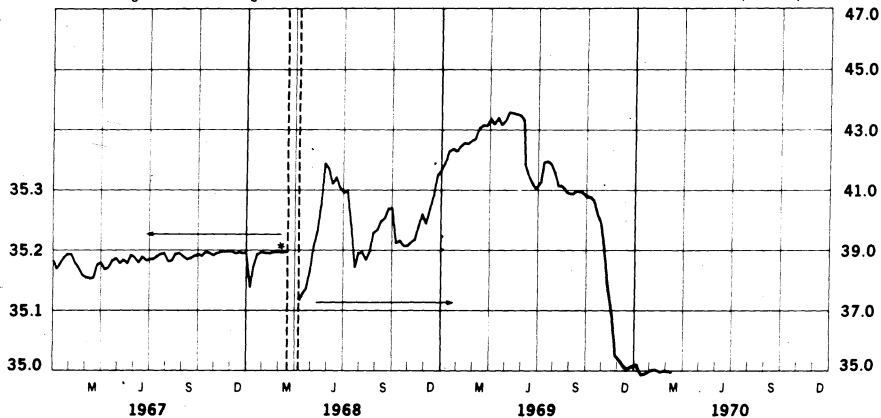
* Devaluation of the French franc from 4.94 to 5.55 for \$1.00

Chart 4

GOLD PRICE IN LONDON, 12.5 Kg BARS

Week's average of afternoon fixings

U.S. dollar equivalent per fine ounce



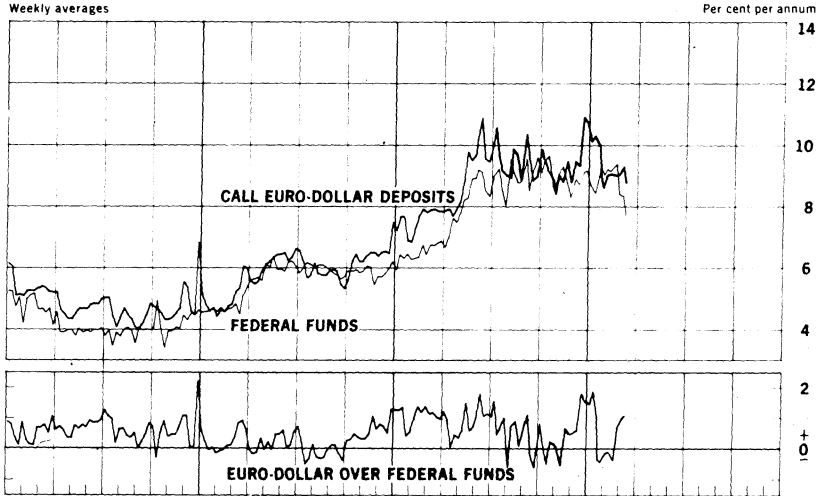
* Market closed March 15-April 1, 1968

Chart 5

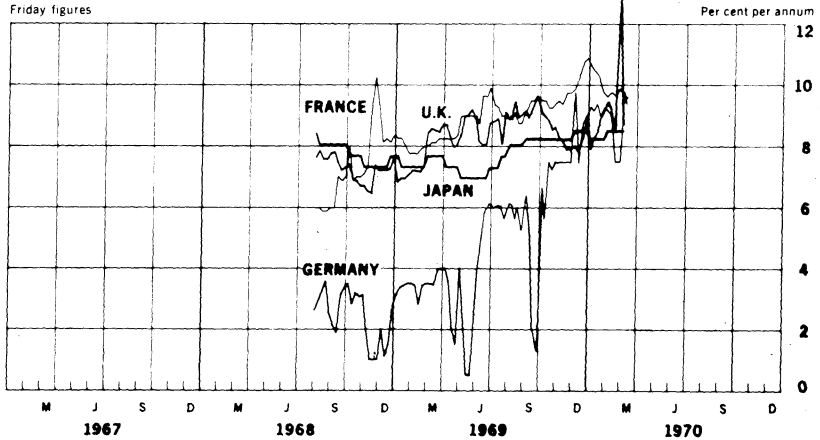
15

CALL MONEY RATES

DOLLAR FUNDS
Weekly averages



FOREIGN CURRENCIES*
Friday figures



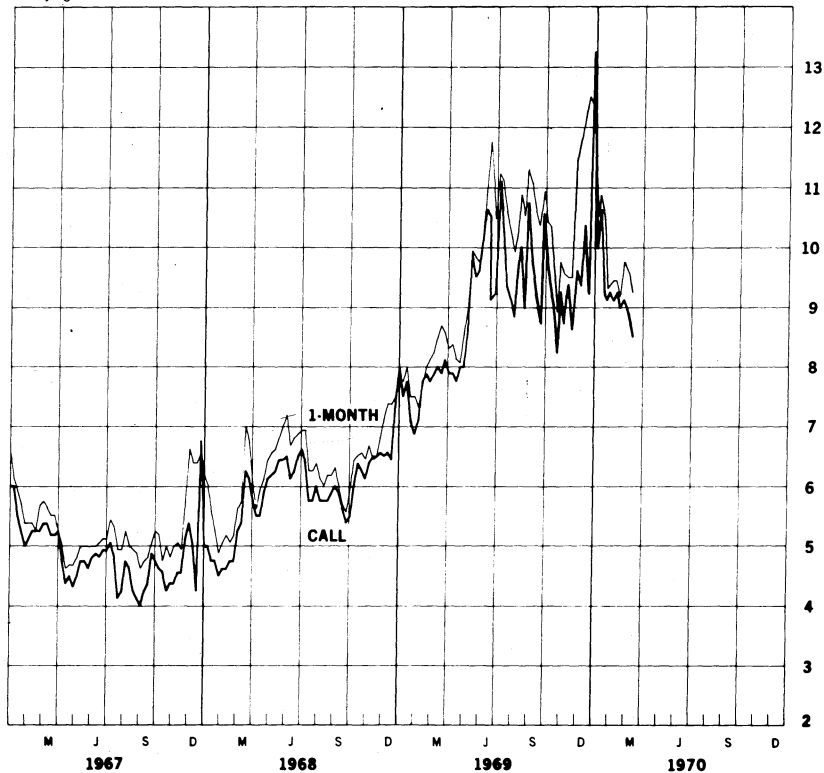
* Germany, Call Money; U.K., 2-day Local Authority Deposits; Japan, Unconditional Money; France, Day-to-day Money.

CHART 6A

LONDON: EURO-DOLLAR DEPOSIT RATES

Friday figures

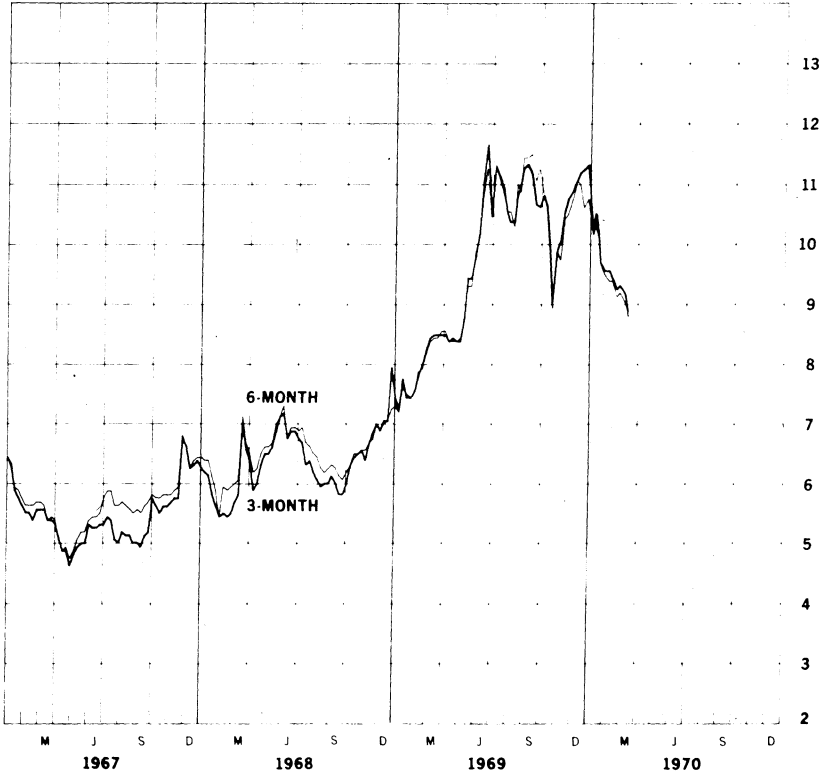
Per cent per annum



LONDON: EURO-DOLLAR DEPOSIT RATES

Friday figures

Per cent per annum



NEW YORK-LONDON: YIELDS ON U.S. DOLLAR FUNDS

3-MONTH DOLLAR DEPOSIT RATES—SECONDARY MARKET
Wednesday figures

Per cent per annum

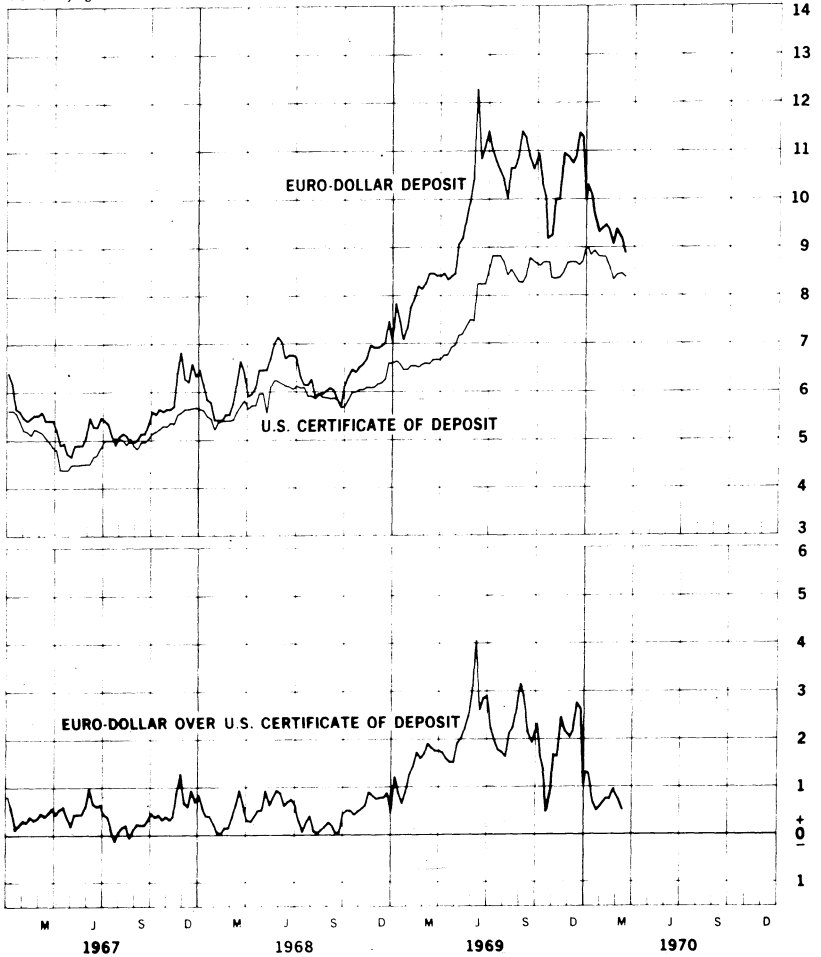


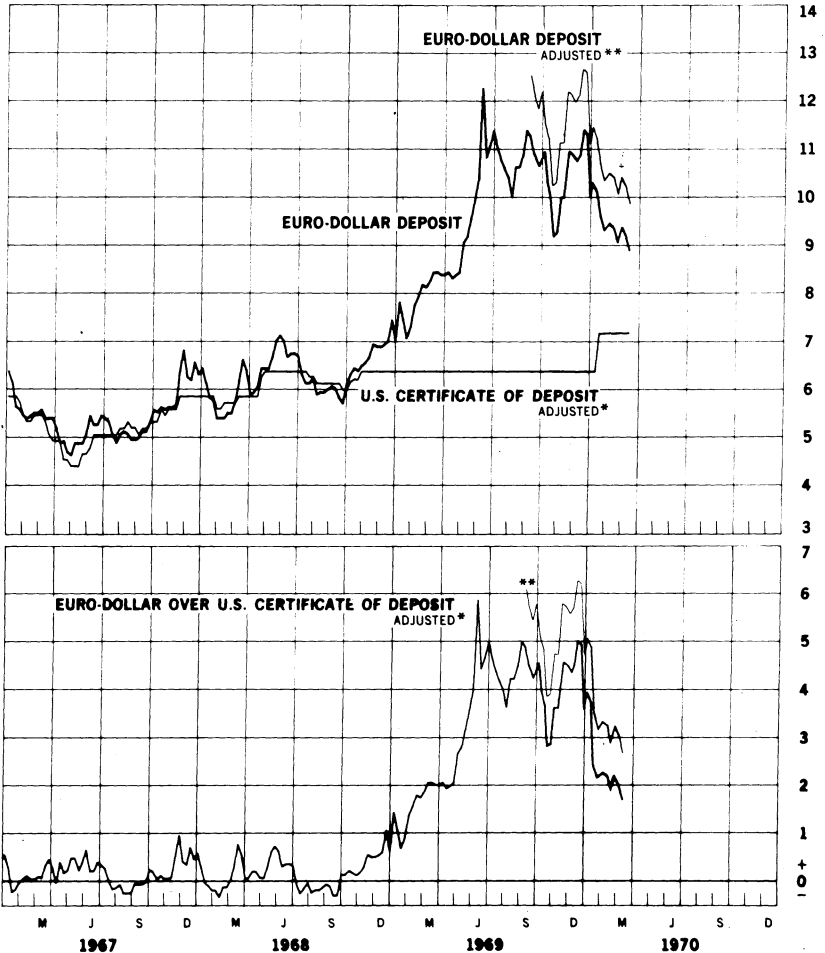
Chart 7B

NEW YORK-LONDON: YIELDS ON U.S. DOLLAR FUNDS

3-MONTH DOLLAR DEPOSIT RATES—PRIMARY MARKET

Wednesday figures

Per cent per annum



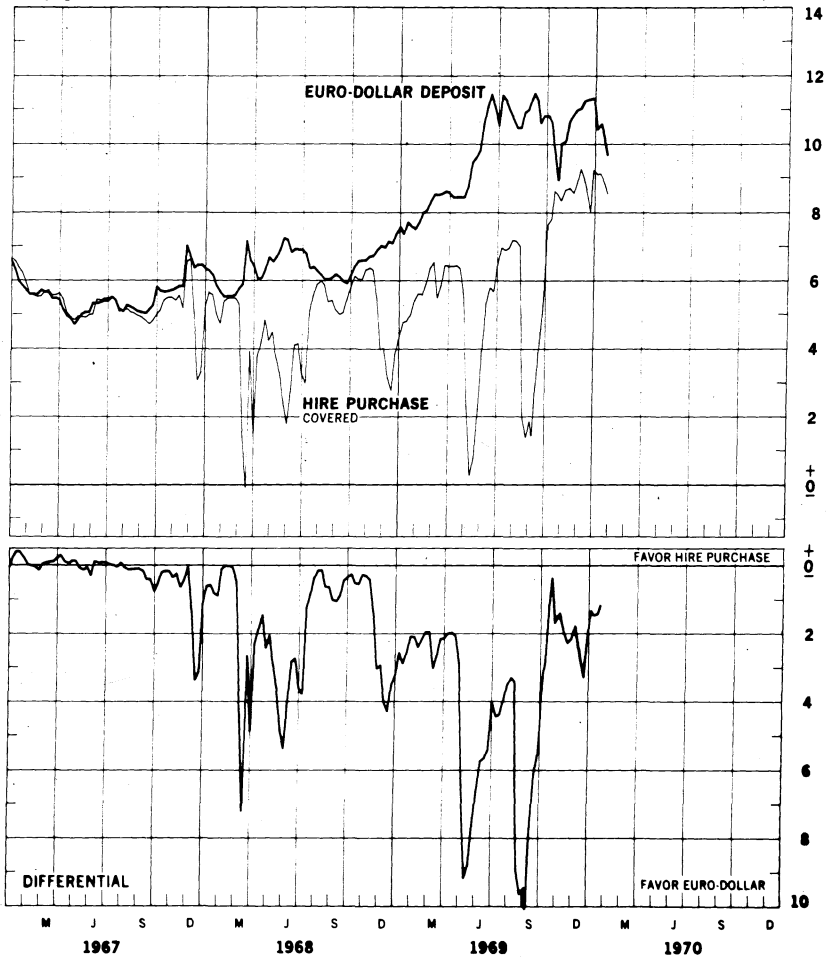
* Adjusted for Reserve Requirement
 ** Adjusted for 10% Marginal Reserve Requirement

LONDON: COVERED YIELDS ON U.S. DOLLAR FUNDS

HIRE PURCHASE AND EURO-DOLLAR RATES

Friday figures

Per cent per annum



LONDON: COVERED YIELDS ON U.S. DOLLAR FUNDS

LOCAL AUTHORITY AND EURO-DOLLAR RATES

Friday figures

Per cent per annum

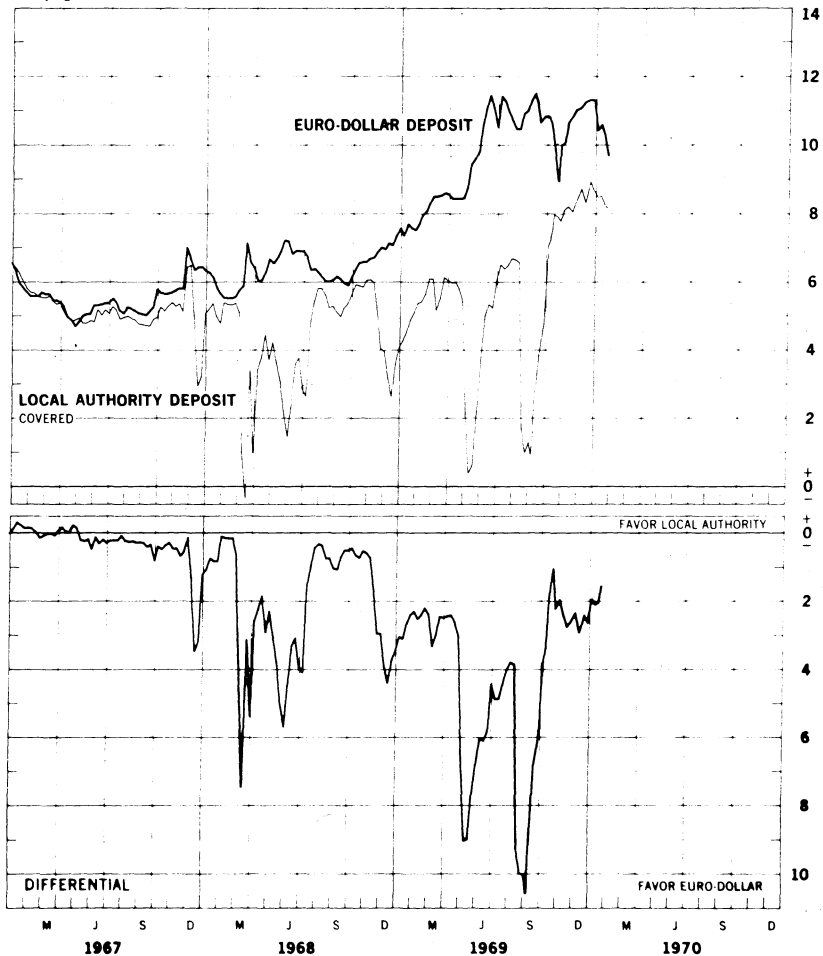
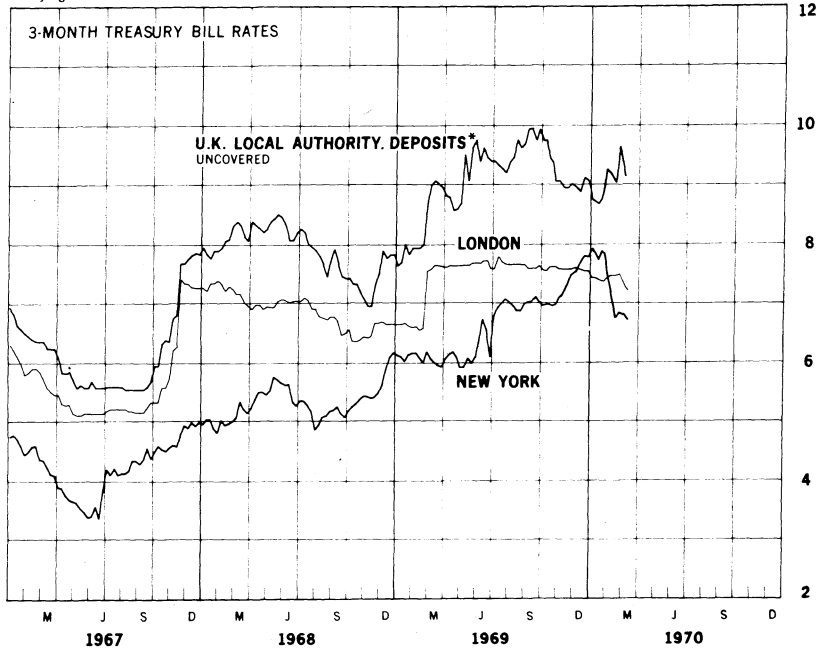


Chart 9A

INTEREST ARBITRAGE: UNITED STATES AND UNITED KINGDOM

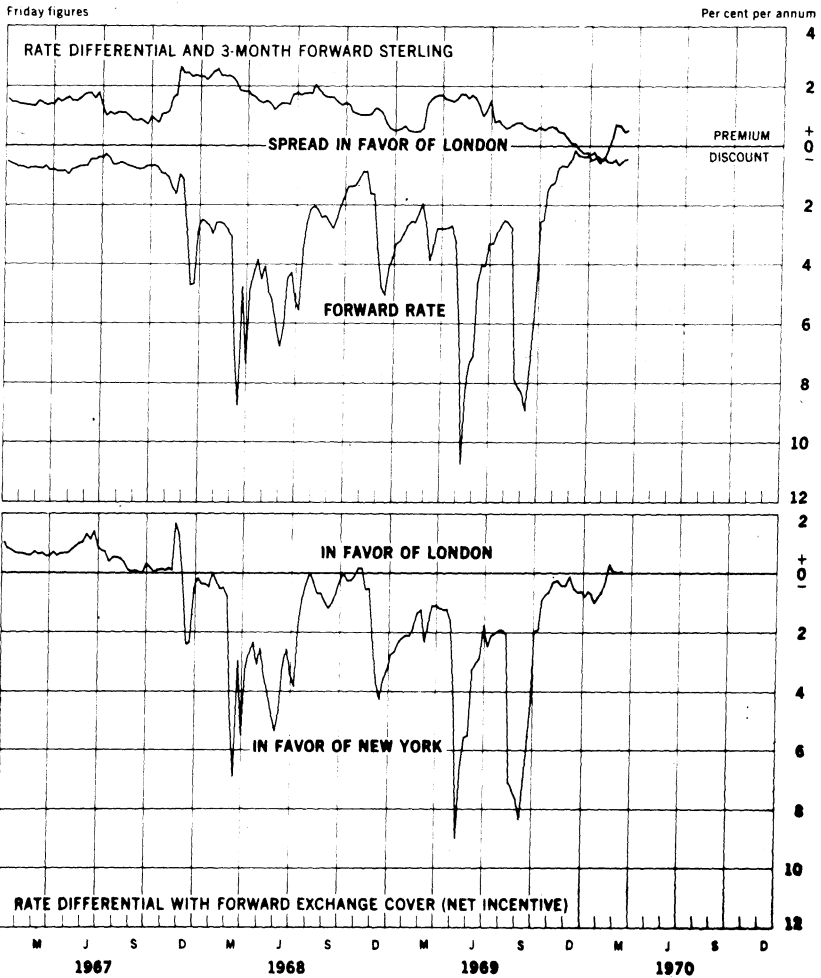
Friday figures

Per cent per annum



*Plotted for comparison purposes

INTEREST ARBITRAGE: UNITED STATES AND UNITED KINGDOM

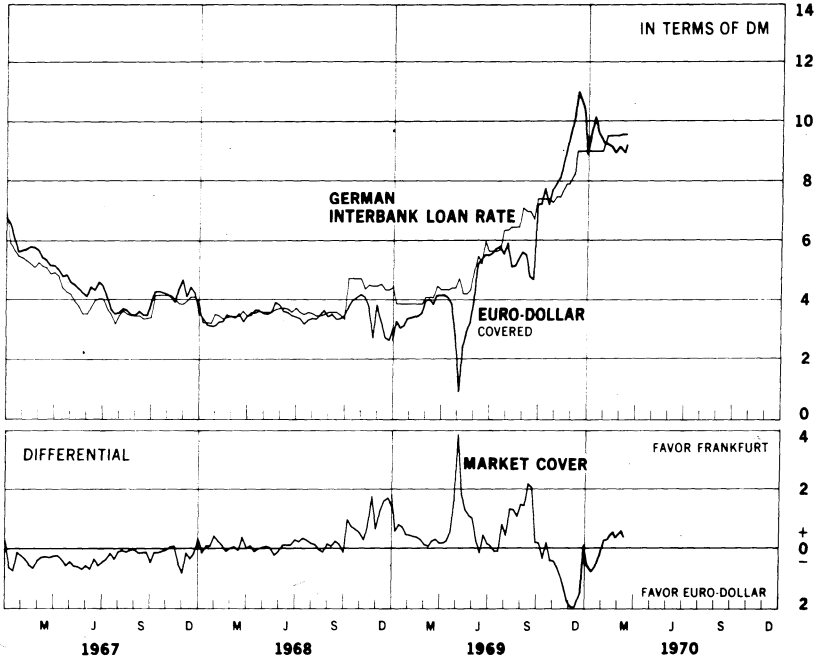


3-MONTH INTEREST ARBITRAGE: U.S. - GERMANY

FRANKFURT INTERBANK LOAN RATE VS. LONDON EURO-DOLLAR RATE

Wednesday rates

Per cent per annum

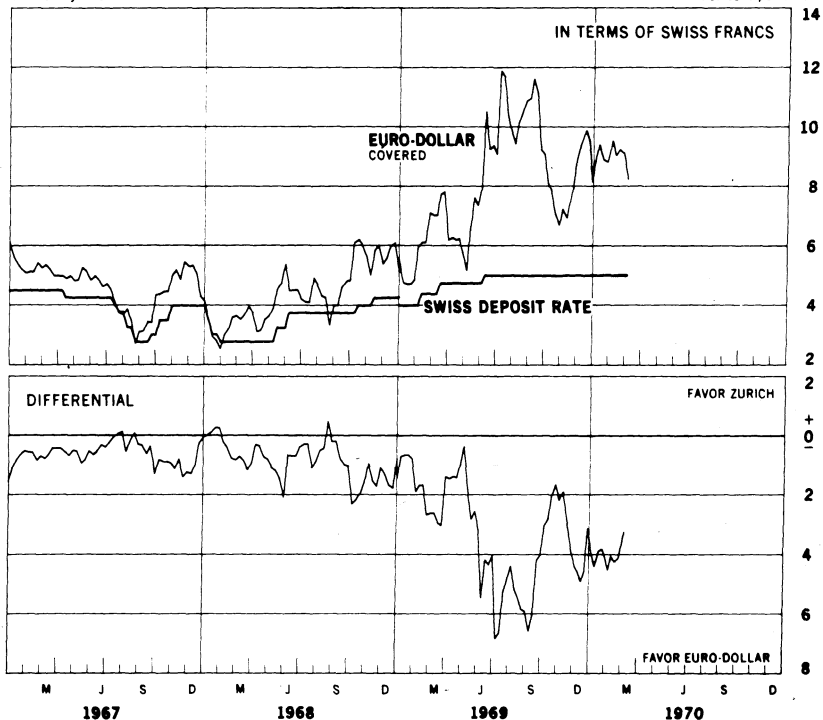


3-MONTH INTEREST ARBITRAGE: U.S. - SWITZERLAND

ZURICH DEPOSIT RATE VS. LONDON EURO-DOLLAR RATE

Wednesday rates

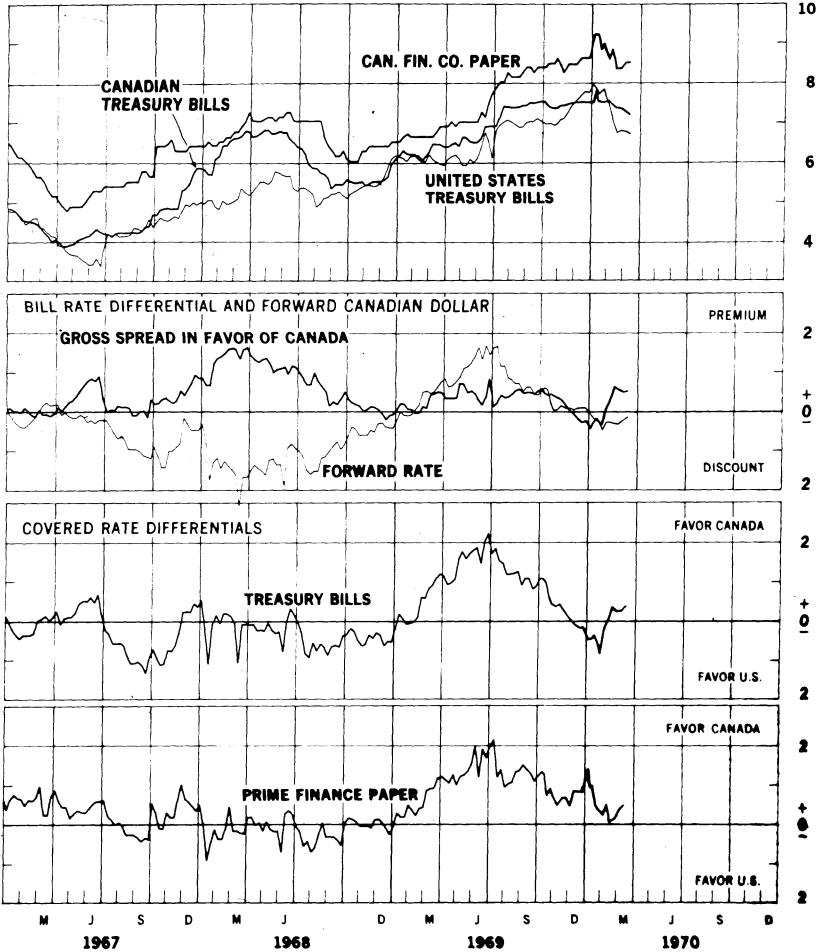
Per cent per annum



3-MONTH INTEREST ARBITRAGE: UNITED STATES - CANADA

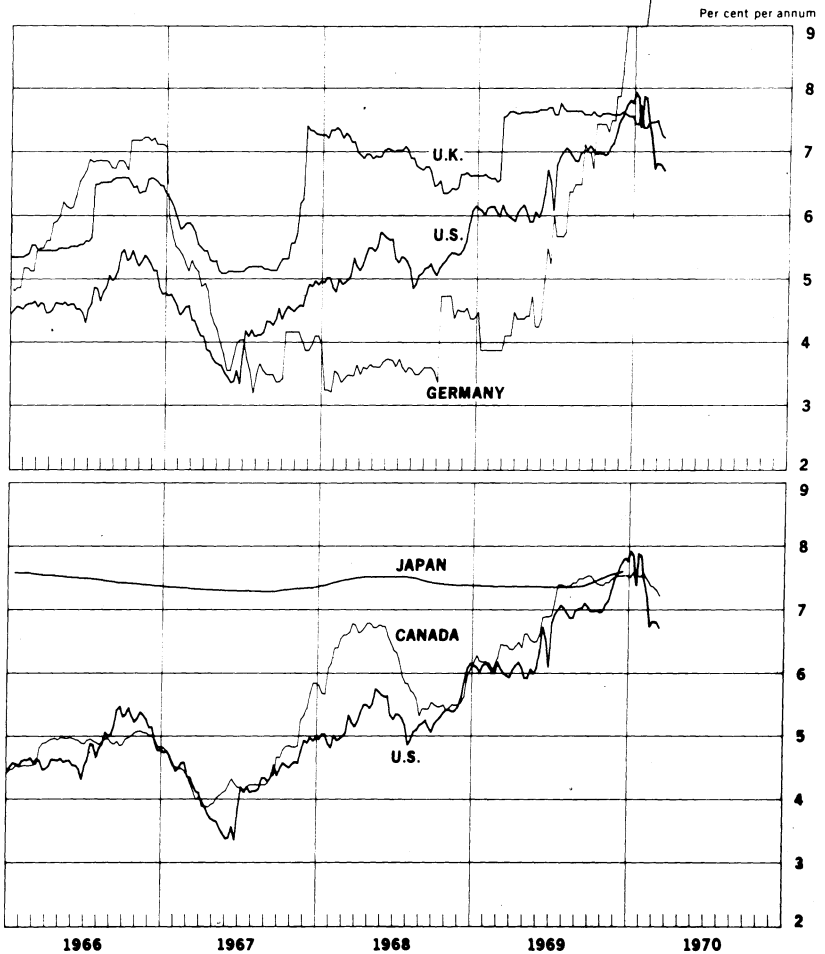
Friday figures

Per cent per annum



127

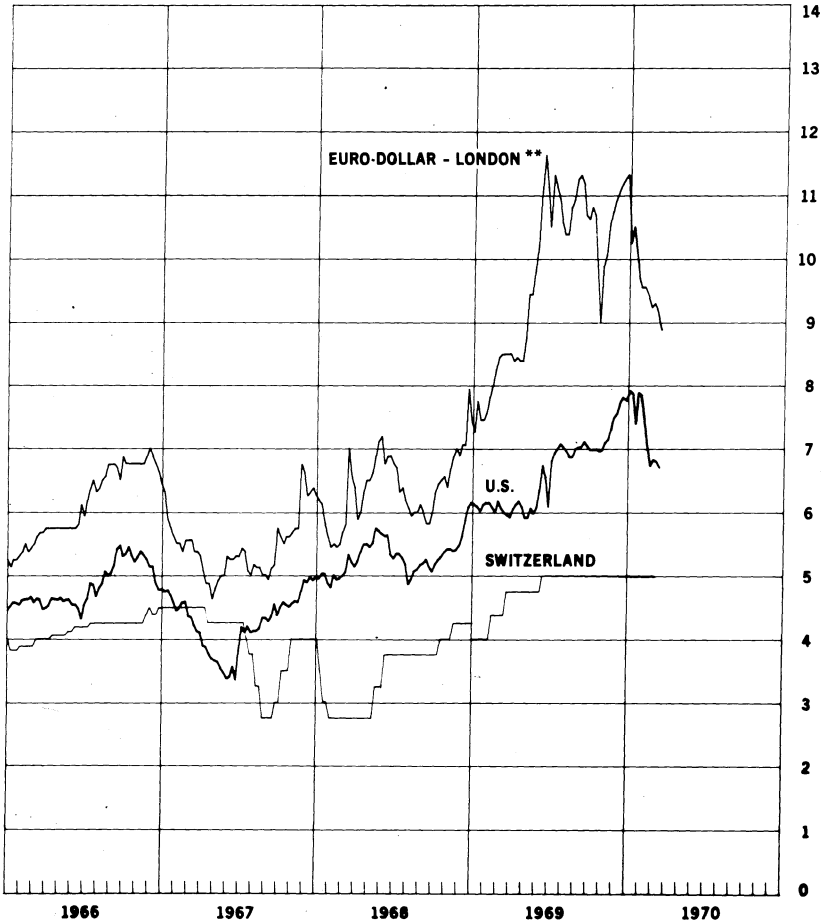
SELECTED SHORT-TERM INTEREST RATES*



* 3-month treasury bill rates for all countries except Japan (Average rate on bank loans and discounts) and Germany (Interbank Loan Rate)

SELECTED SHORT-TERM INTEREST RATES *

Per cent per annum



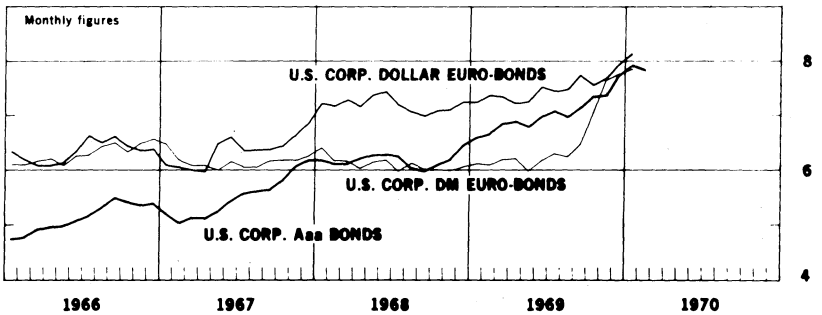
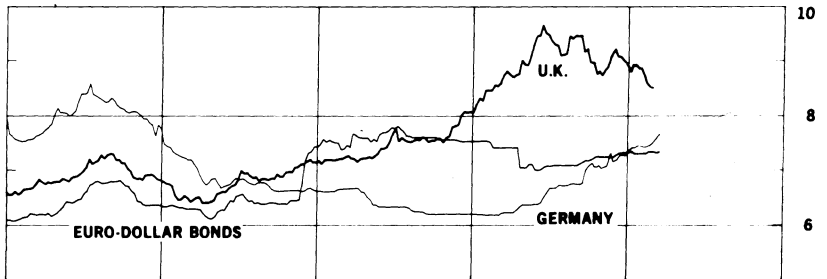
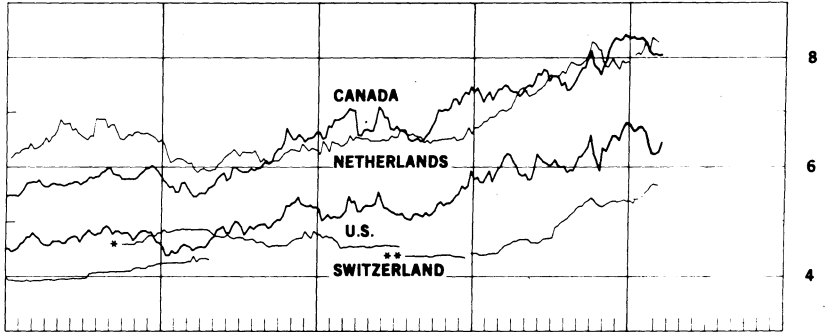
* 3-month treasury bill rate for U.S., Switzerland—3-month deposit rate.
** 3-month rate for U.S. dollar deposits in London.

Chart 13

LONG-TERM BOND YIELDS

Weekly figures

Per cent per annum

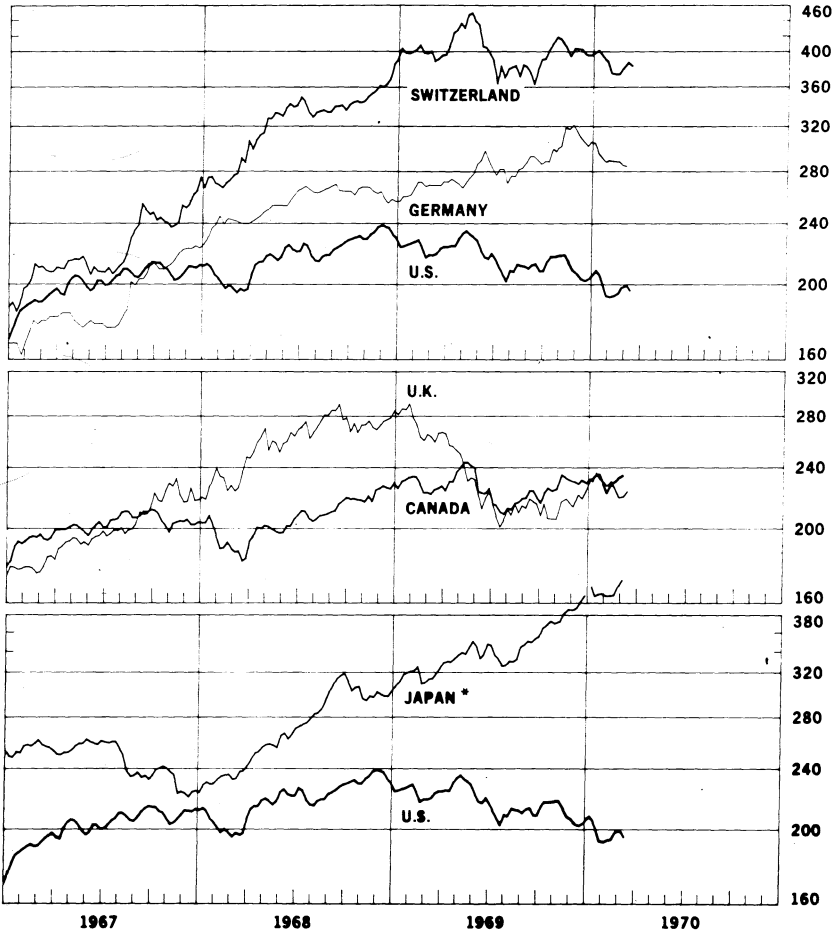


* New series for Switzerland starts 3-3-67.
 ** New series for Switzerland starts 8-2-68.

CHART 14

INDUSTRIAL STOCK INDICES

1958=100
Ratio scale



* Japan index of 225 industrial and other stocks traded on the Tokyo exchange

IV. LATEST FIGURES PLOTTED ON THE CHARTS

26

Chart	Panel	Series	Date	Rate
1A	Upper	Swiss franc	March 13	+1.44
		German mark	"	-0.46
		U.K. pound	"	+0.23
	Lower	Dutch guilder	"	-0.38
		French franc	"	+0.17
		Japanese yen	"	+0.66
1B		Belgian franc	"	+0.66
		Italian lira	"	-0.62
		Canadian dollar	"	+0.76
2A		German mark	"	-0.32
		Swiss franc	"	+0.95
		U.K. pound	"	-0.46
2B		Dutch guilder	"	+0.38
		Canadian dollar	"	-0.11
		French franc	"	-0.73
3A		German mark	"	0
		U.S. dollar	"	+0.36
3B		Swiss franc	"	+1.14
		French franc	"	-0.25
4		Gold price U.S. dollar per ounce	"	34.98
5	Upper	Call Euro-S deposits	March 11	8.78
		Federal Funds	"	7.71
	Middle	Differential	"	+1.07
	Lower	Japanese Unconditional Money	March 6	8.50
		German Call Money	March 13	9.62
		U.K. 2-day Local Authority Deposits	March 6	8.69
French Day-to-day Money		March 13	9.38	

27

IV - 2

Chart	Panel	Series	Date	Rate
6A		Euro-\$ Call Rate	March 13	8.50
		Euro-\$ 1-month Rate	March 13	9.25
6B		Euro-\$ 3-month Rate	March 13	8.88
		Euro-\$ 6-month Rate	March 13	8.81
7A	Upper	Euro-\$ 3-month Deposits	March 11	8.88
		U.S. Certificate of Deposits	"	8.38
	Lower	Differential	"	+0.50
7B	Upper	Euro-\$ 3-month Deposits	"	8.88
		Euro-\$ 3-month Deposits (Adj.)	"	9.67
		U.S. Certificate of Deposits (Adj.)	"	7.18
	Lower	Differential: on Adj. Euro-\$ Deposits	"	+2.60
		on Unadj. Euro-\$ Deposits	"	+1.70
8A	Upper	Euro-\$ 3-month Deposits	Jan. 23	9.69
		Hire Purchase Deposits (covered)	"	8.53
	Lower	Differential	"	-1.16
8B	Upper	Euro-\$ 3-month Deposits	"	9.69
		Local Authority Deposits (covered)	"	8.15
	Lower	Differential	"	-1.54
9A		U.S. Treasury Bill rate	March 13	6.70
		U.K. Treasury Bill rate	"	7.21
		Local Authority Deposit (uncovered)	March 6	9.13
9B	Upper	Spread (+ = favor London)	March 13	+0.51
		3-month Forward Pound	March 13	-0.44
	Lower	Net Incentive (+ = favor London)	March 13	+0.07

IV - 3

Chart	Panel	Series	Date	Rate	
10A	Upper	Euro-\$ Deposits (covered)	March 11	9.21	
		German Interbank Loan rate	"	9.56	
	Lower	Differential	"	+0.35	
10B	Upper	Euro-\$ Deposits (covered)	March 4	8.22	
		Swiss Deposit rate	"	5.00	
	Lower	Differential	"	-3.22	
11	Upper	Canadian Finance Paper	March 13	8.50	
		U.S. Treasury Bill rate	"	9.70	
		Canadian Treasury Bill rate	"	7.22	
		U.S. Prime Finance paper (not plotted)	"	7.88	
	Second	Bill rate differential	"	+0.52	
		Forward Canadian dollar	"	-0.13	
	Third	Net incentive on bills	"	+0.39	
	Bottom	Net incentive on Finance Paper	"	+0.49	
	12A	Upper	U.K. Treasury Bill rate	"	7.21
			U.S. Treasury Bill rate	"	6.70
German Interbank Loan rate			"	9.56	
Lower		Japanese Average rate	Dec. 26	7.61	
		Canadian Treasury Bill rate	March 13	7.22	
		U.S. Treasury Bill rate	"	6.70	
12B		Euro-\$ Deposits	"	8.88	
		Swiss 3-month Deposit rate	March 6	5.00	
		U.S. Treasury Bill rate	March 13	6.70	

IV - 4

Chart	Panel	Series	Date	Rate
13	Upper	Netherlands	March 6	8.28
		Canada	March 13	8.05
		United States	March 11	6.46
		Switzerland	March 6	5.67
	Middle	Germany	March 13	7.67
		United Kingdom	Feb. 27	8.50
		Euro-dollar bonds	March 13	7.34
	Lower	U.S. Corp. Dollar Euro-bonds	Jan. 30	8.14
		U.S. Corp. DM Euro-bonds	"	7.85
		U.S. Corp. Aaa bonds	Feb. 27	7.83
14	Upper	Switzerland	March 13	384.8
		Germany	March 6	284.0
		United States	March 13	196.40
	Middle	United Kingdom	March 13	222.9
		Canada	March 5	234.5
	Lower	Japan	March 6	424.3
		United States	March 13	196.4