


September 24, 1969 No. 421

H-13 Division of International Finance Europe and British Commonwealth Section

*Matey 1.
Ramsey*



*Capital
market*

SELECTED INTEREST & EXCHANGE RATES FOR MAJOR COUNTRIES & THE U.S.

WEEKLY SERIES OF CHARTS

BOARD OF GOVERNORS OF THE FEDERAL RESERVE SYSTEM

2

TABLE OF CONTENTS

PART I. EXCHANGE RATES AND GOLD PRICES

- ✓ Chart 1A and 1B - Spot Exchange Rates, Major Currencies against U.S. Dollar
- ✓ Chart 2A & 2B - 3-Month Forward Exchange Rates, Major Currencies against U.S. Dollar
- ✓ Chart 3A & 3B - 3-Month Forward Exchange Rates, Major Currencies against U.K. Pound
- ✓ Chart 4 - Gold Price in London

PART II. SHORT-TERM INTEREST RATES

- ✓ Chart 5 - Call Money Rates
- ✓ Chart 6A & 6B - London: Euro- $\text{\$}$ Deposit Rates
- ✓ Chart 7 - New York - London: Yields on U.S. Dollar Funds
- ✓ Chart 8 - London: Covered Yields on U.S. Dollar Funds
- ✓ Chart 9A and 9B - Interest Arbitrage: United States-United Kingdom
- ✓ Chart 10 - Interest Arbitrage: U.S.-Germany and U.S.-Switzerland
- ✓ Chart 11 - Interest Arbitrage: United States-Canada
- X Chart 12 - Selected Short-term Interest Rates

PART III. LONG-TERM INTEREST RATES AND STOCK INDICES

- ✓ Chart 13 - Long-Term Bond Yields
- ✓ Chart 14 - Industrial Stock Indices

PART IV. LATEST FIGURES PLOTTED ON THE CHARTS

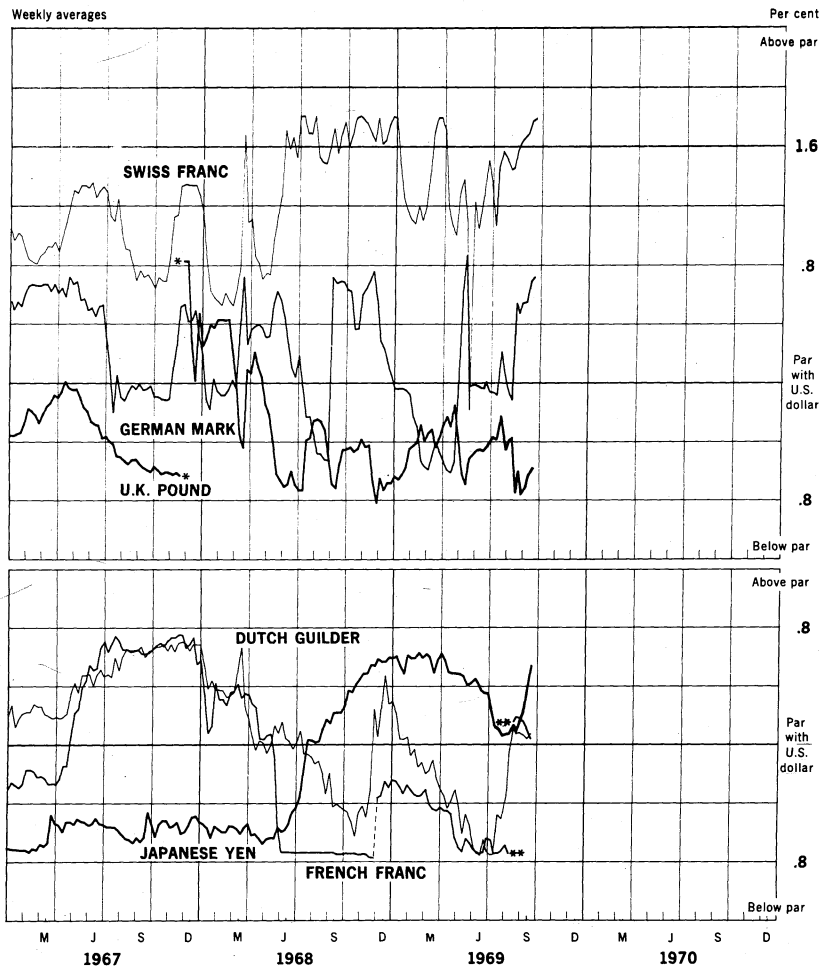
NOTE: This series is a continuation of the CAPITAL MARKETS DEVELOPMENTS ABROAD, which has been published under that title through December 31, 1968. The changes in the format and order of the charts are fully explained in the Supplement to the series, which accompanied issue dated January 1, 1969.

3

Chart 1A

SPOT EXCHANGE RATES - MAJOR CURRENCIES AGAINST U.S. DOLLAR

Weekly averages



* Devaluation of the U.K. pound from \$2.80 to \$2.40.

**Devaluation of the French franc from 4.94 to 5.55 for \$1.00.

Chart 1B

SPOT EXCHANGE RATES - MAJOR CURRENCIES AGAINST U.S. DOLLAR

Weekly averages

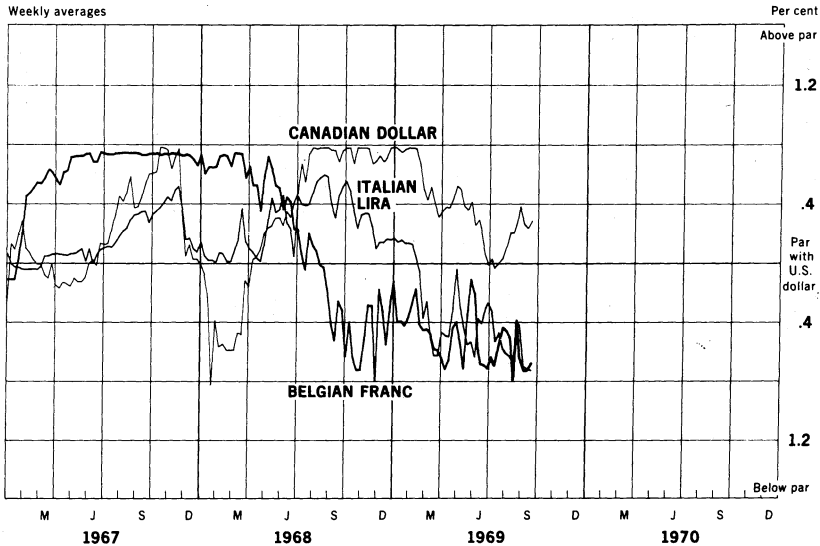
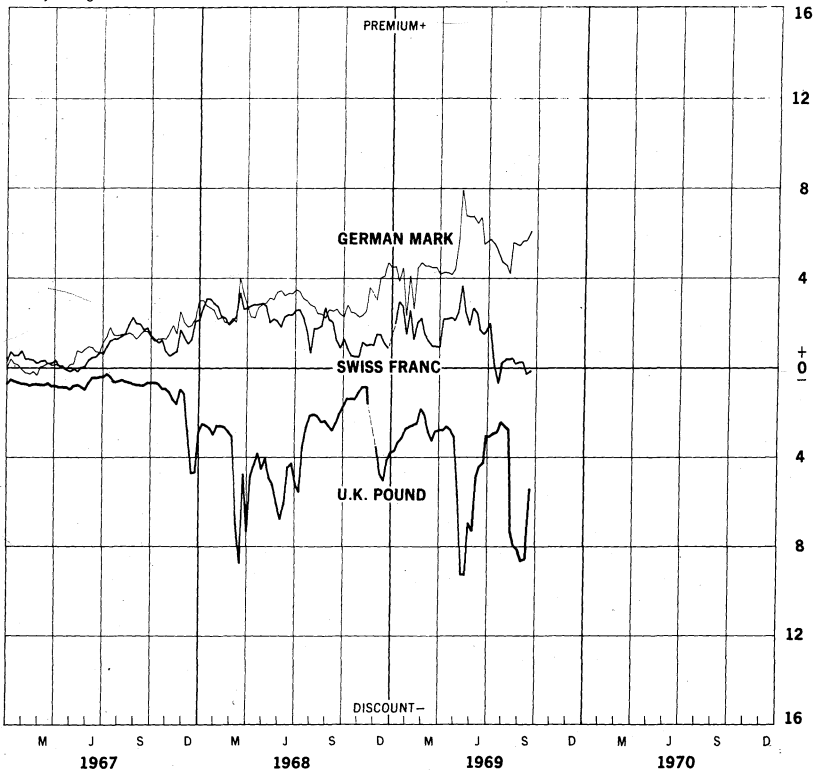


Chart 2A

3-MONTH FORWARD EXCHANGE RATES - MAJOR CURRENCIES AGAINST U.S. DOLLAR

Weekly averages

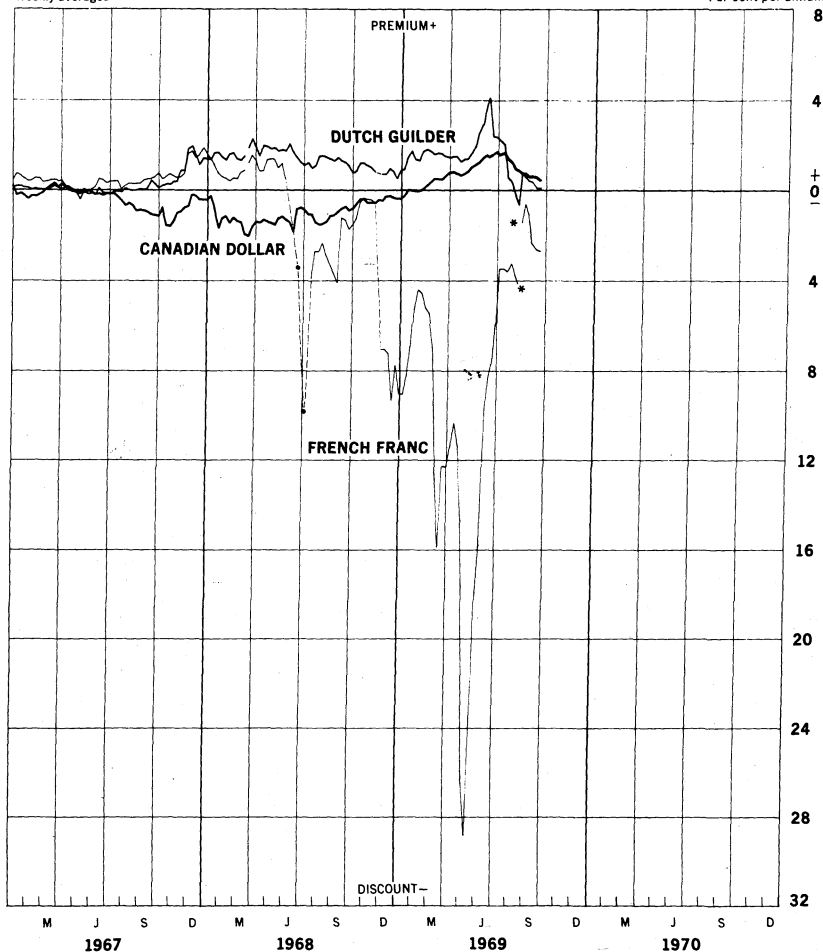
Per cent per annum



3-MONTH FORWARD EXCHANGE RATES - MAJOR CURRENCIES AGAINST U.S. DOLLAR

Weekly averages

Per cent per annum



* Devaluation of the French franc from 4.94 to 5.55 for \$1.00.

Chart 3A

3-MONTH FORWARD RATES - MAJOR CURRENCIES AGAINST U.K. POUND

Friday figures

Per cent per annum

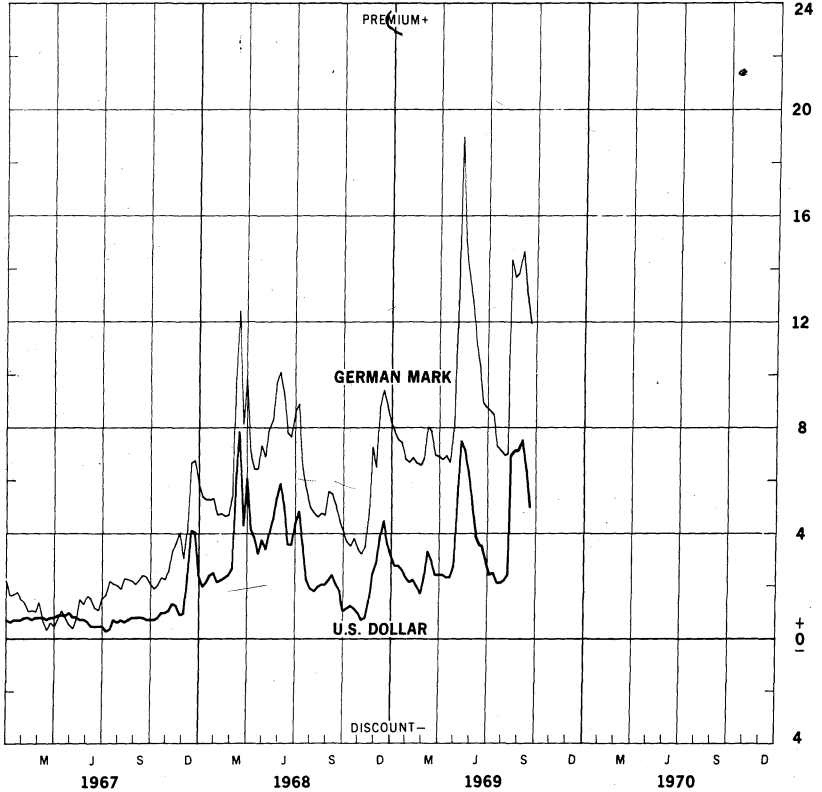
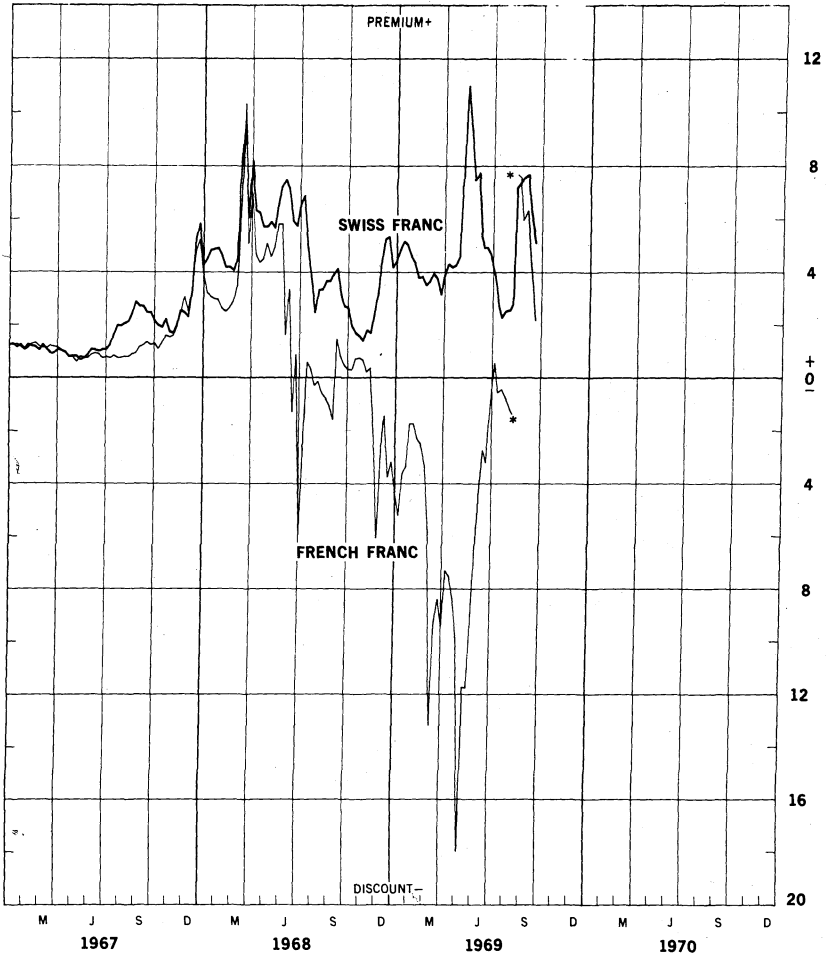


Chart 3B

3-MONTH FORWARD EXCHANGE RATES - MAJOR CURRENCIES AGAINST U.K. POUND

Friday figures

Per cent per annum



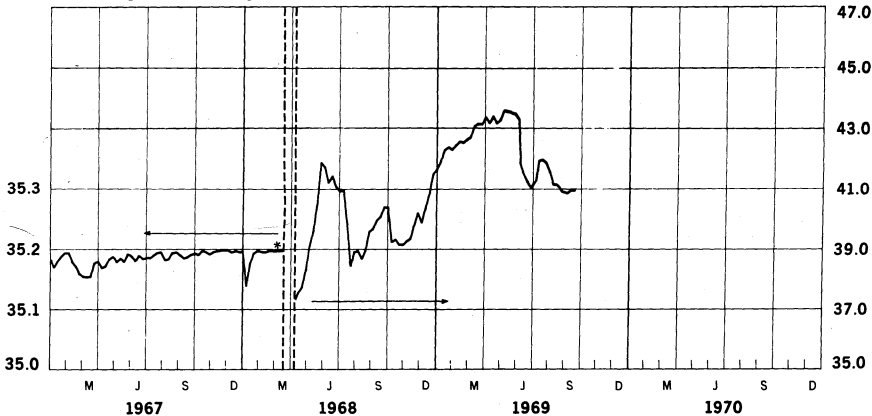
* Devaluation of the French franc from 4.94 to 5.55 for \$1.00

Chart 4

GOLD PRICE IN LONDON, 12.5 Kg BARS

Week's average of afternoon fixings

U.S. dollar equivalent per fine ounce



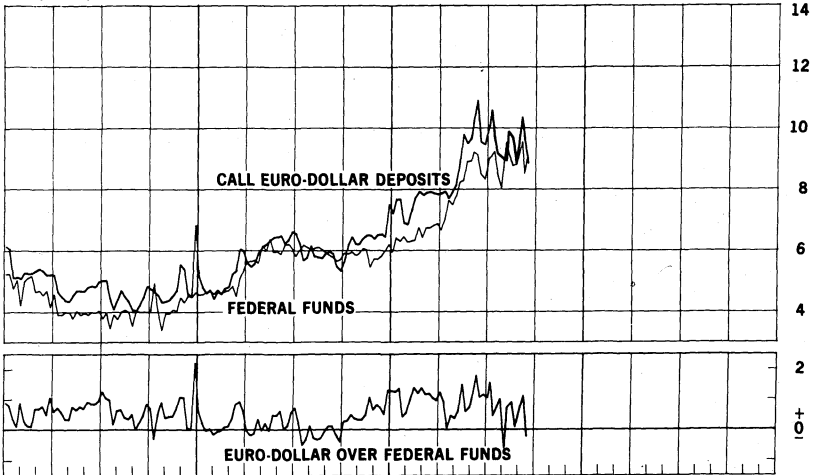
* Market closed March 15-April 1, 1968

Chart 5

CALL MONEY RATES

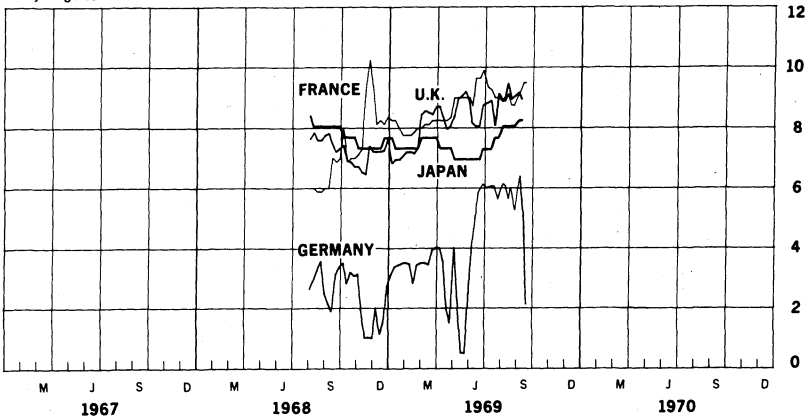
DOLLAR FUNDS
Weekly averages

Per cent per annum



FOREIGN CURRENCIES *
Friday's figures

Per cent per annum



* Germany, Call Money; U.K., 2-day Local Authority Deposits; Japan, Unconditional Money; France, Day-to-day Money.

CHART 6A

LONDON: EURO-DOLLAR DEPOSIT RATES

Friday figures

Per cent per per annum

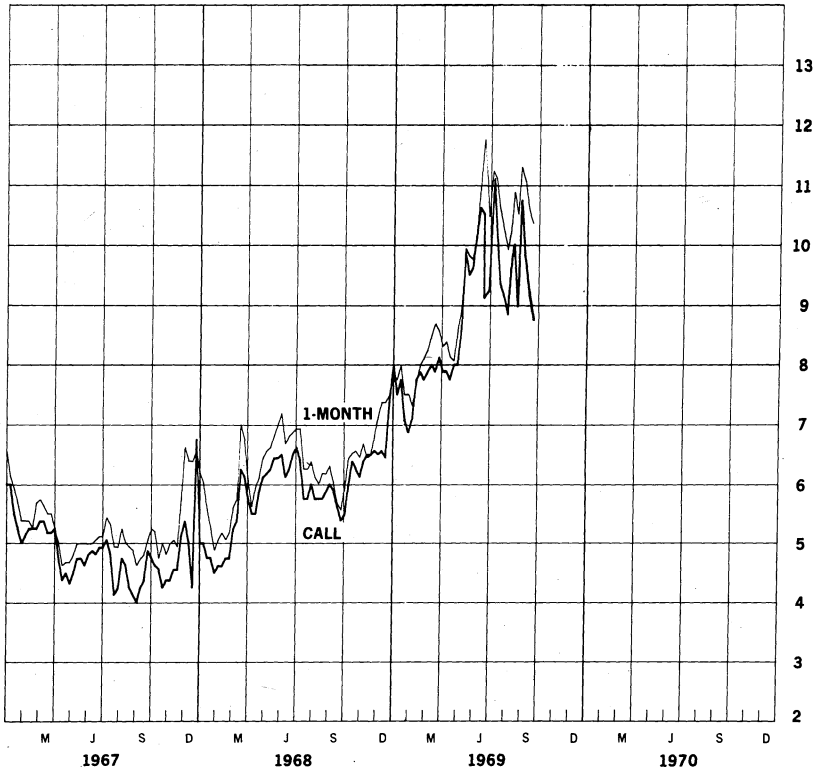
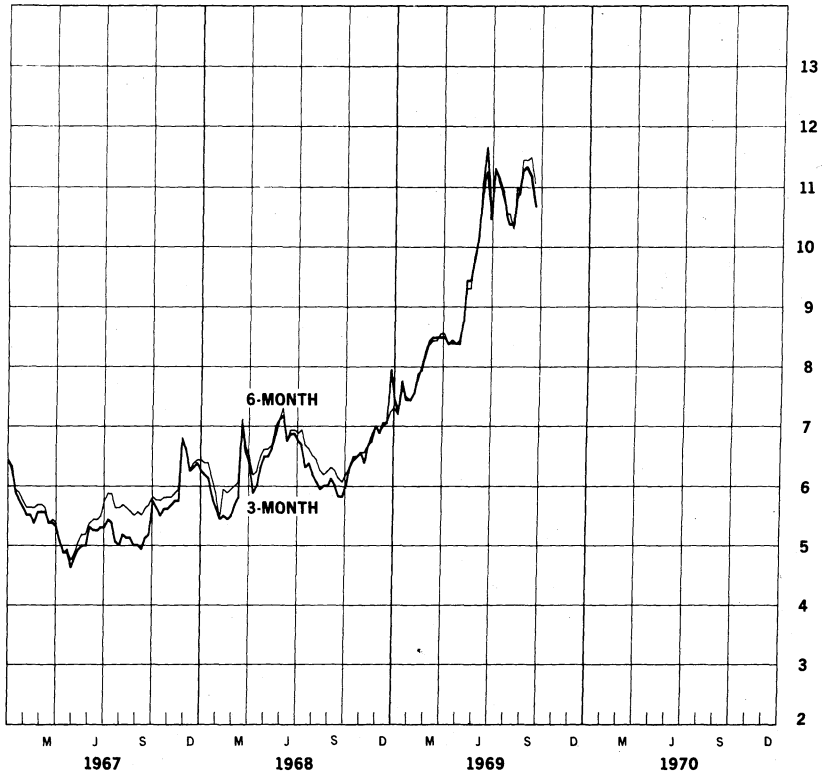


CHART 6B

LONDON: EURO-DOLLAR DEPOSIT RATES

Friday figures

Per cent per annum



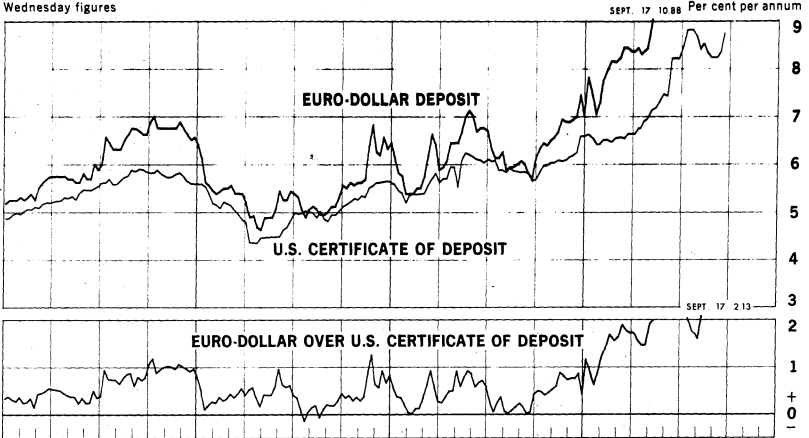
13

Chart 7

NEW YORK-LONDON: YIELDS ON U.S. DOLLAR FUNDS

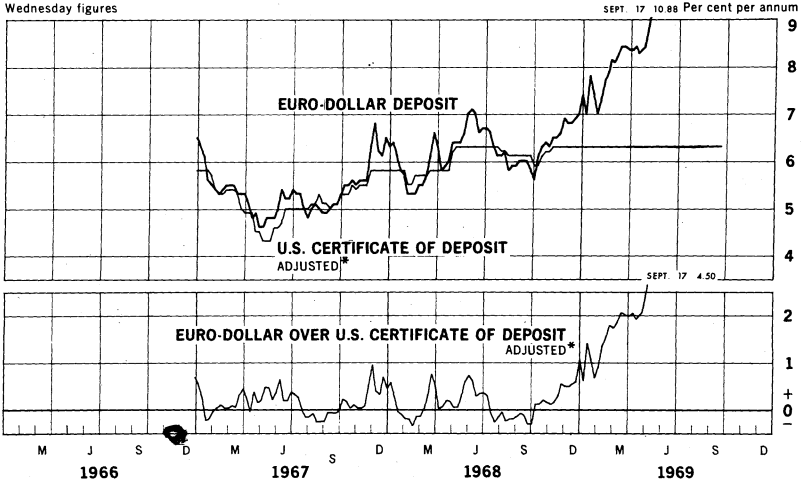
3-MONTH DOLLAR DEPOSIT RATES —SECONDARY MARKET

Wednesday figures



3-MONTH DOLLAR DEPOSIT RATES —PRIMARY MARKET

Wednesday figures

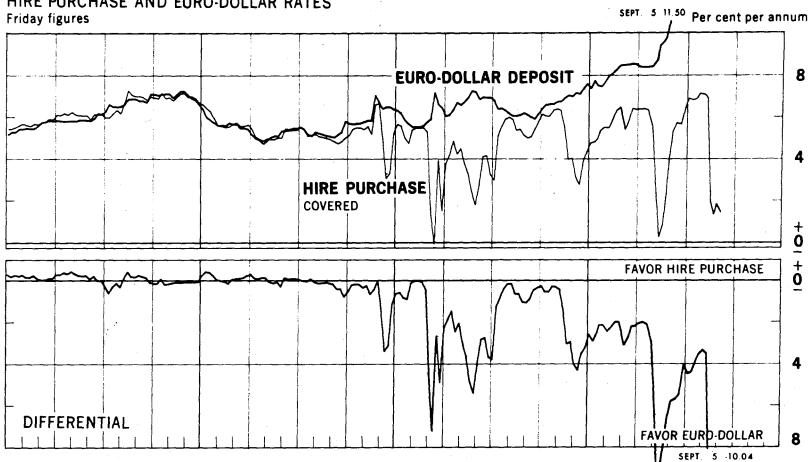


* Adjusted for Reserve Requirement

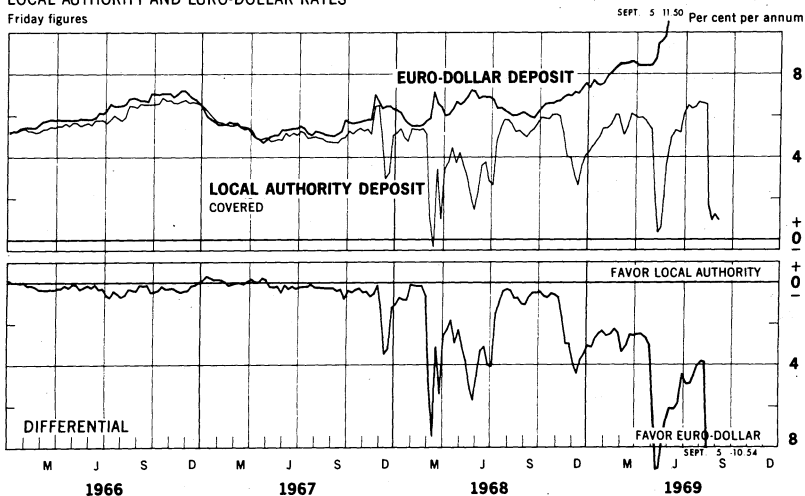
CHART 8

LONDON: COVERED YIELDS ON U.S. DOLLAR FUNDS

HIRE PURCHASE AND EURO-DOLLAR RATES
Friday figures



LOCAL AUTHORITY AND EURO-DOLLAR RATES
Friday figures



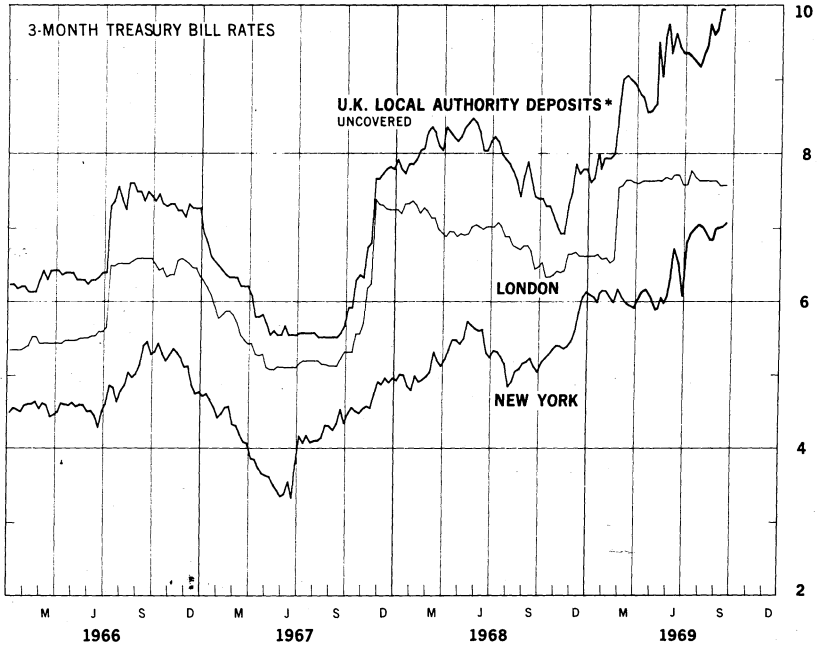
15

CHART 9A

INTEREST ARBITRAGE: UNITED STATES AND UNITED KINGDOM

Friday's Figures

Per cent per annum



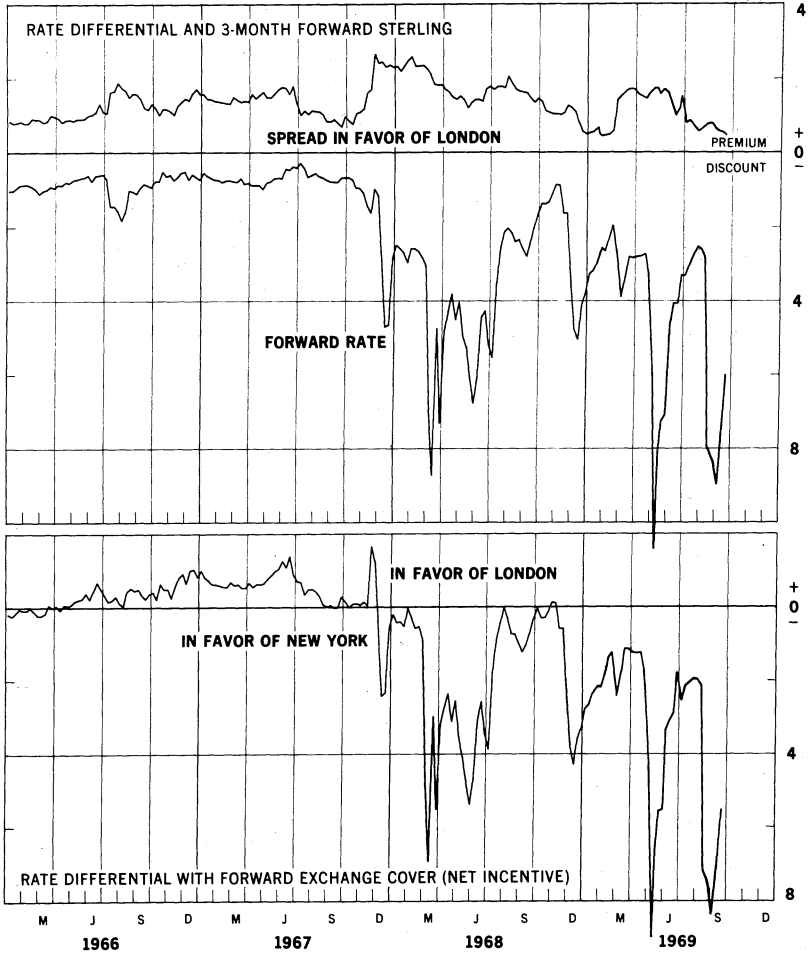
* Plotted for comparison purposes.

Chart 9B

INTEREST ARBITRAGE: UNITED STATES AND UNITED KINGDOM

Friday figures

Per cent per annum



17

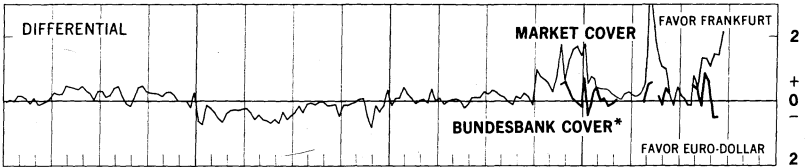
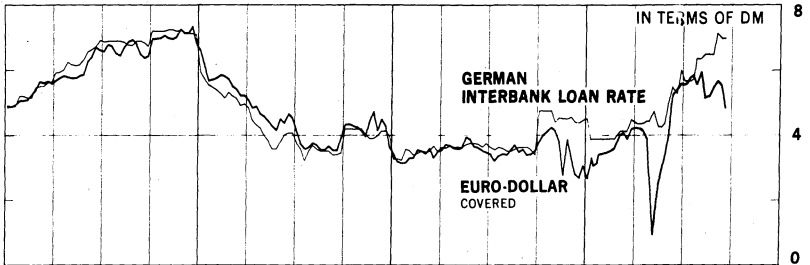
Chart 10

3-MONTH INTEREST ARBITRAGE: U.S. - GERMANY AND U.S. - SWITZERLAND

FRANKFURT INTERBANK LOAN RATE VS. LONDON EURO-DOLLAR RATE

Wednesday rates

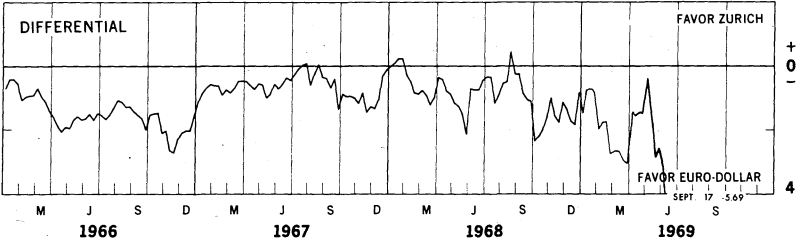
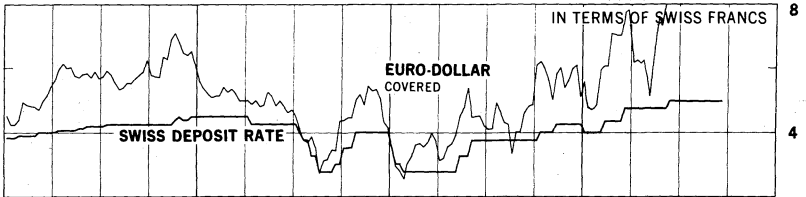
Per cent per annum



ZURICH DEPOSIT RATE VS. LONDON EURO-DOLLAR RATE

Wednesday rates

Per cent per annum



* For details see issue No. 398 dated April 16, 1969

CHART 11

3-MONTH INTEREST ARBITRAGE: UNITED STATES - CANADA

Friday figures

Per cent per annum

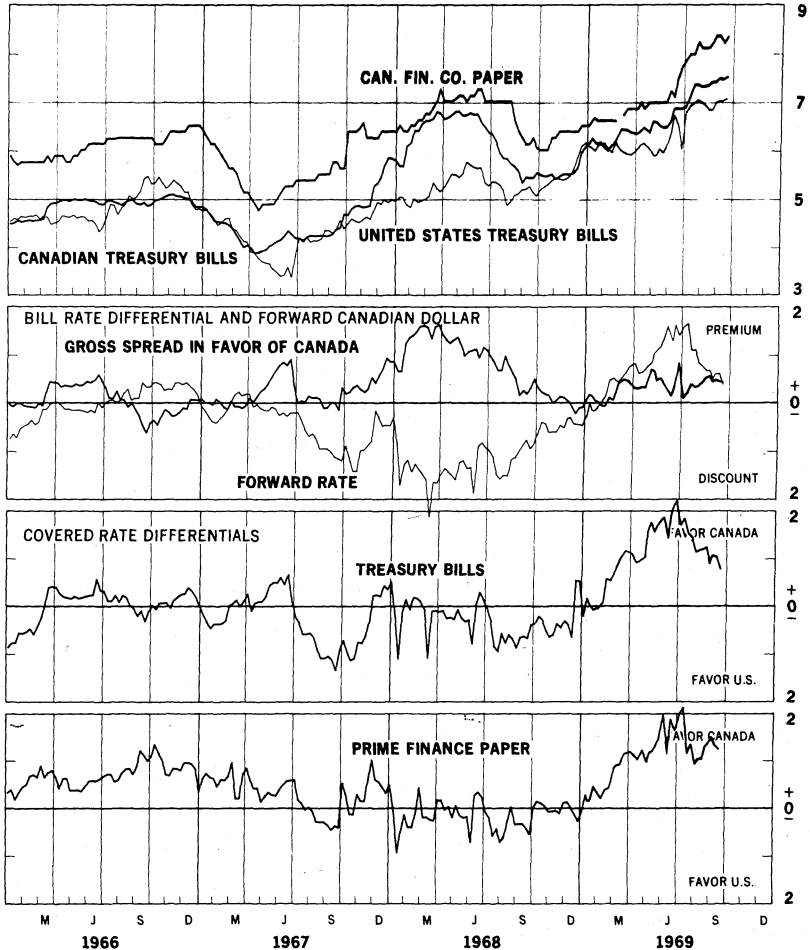
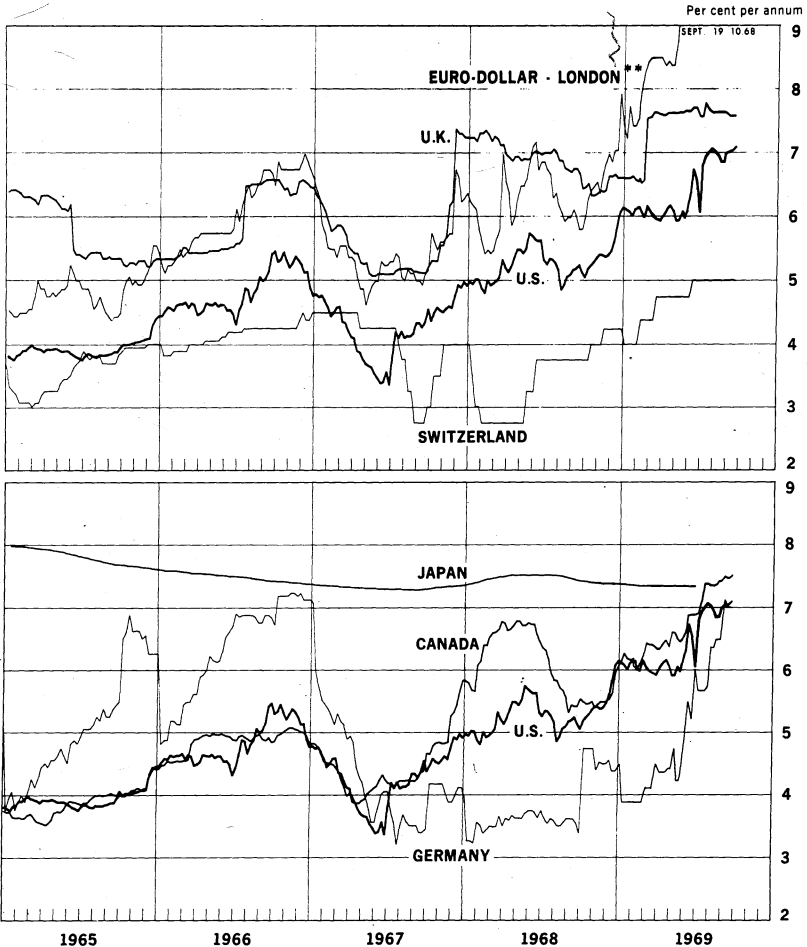


Chart 12

SELECTED SHORT-TERM INTEREST RATES*



* 3-month treasury bill rates for all countries except Japan (Average rate on bank loans and discounts)

Switzerland (3-month deposit rate) and Germany (Interbank Loan Rate)

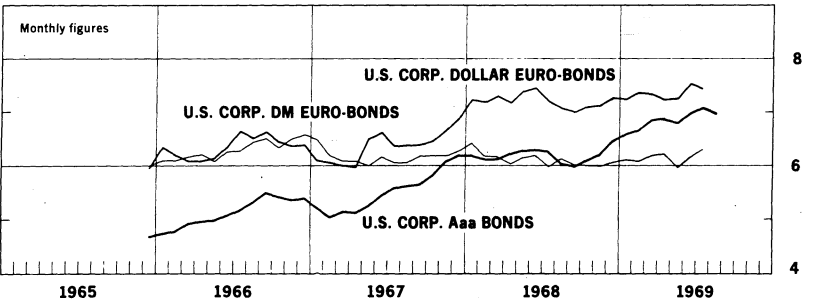
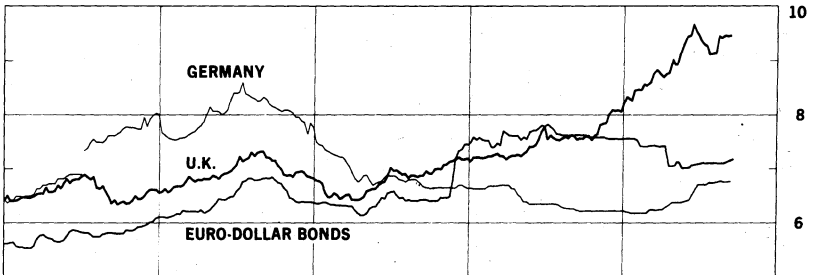
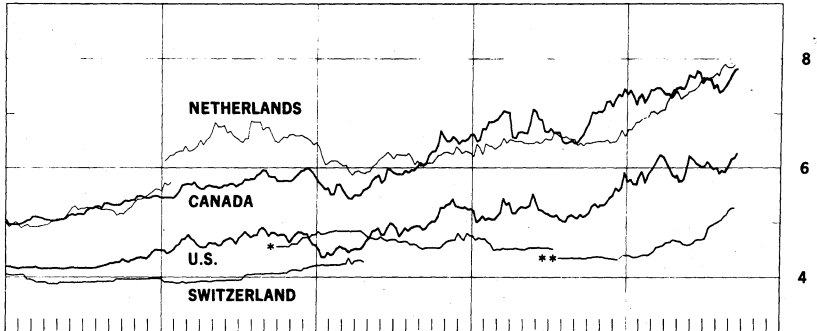
** 3-month rate for U.S. dollar deposits in London.

Chart 13

LONG-TERM BOND YIELDS

Weekly figures

Per cent per annum

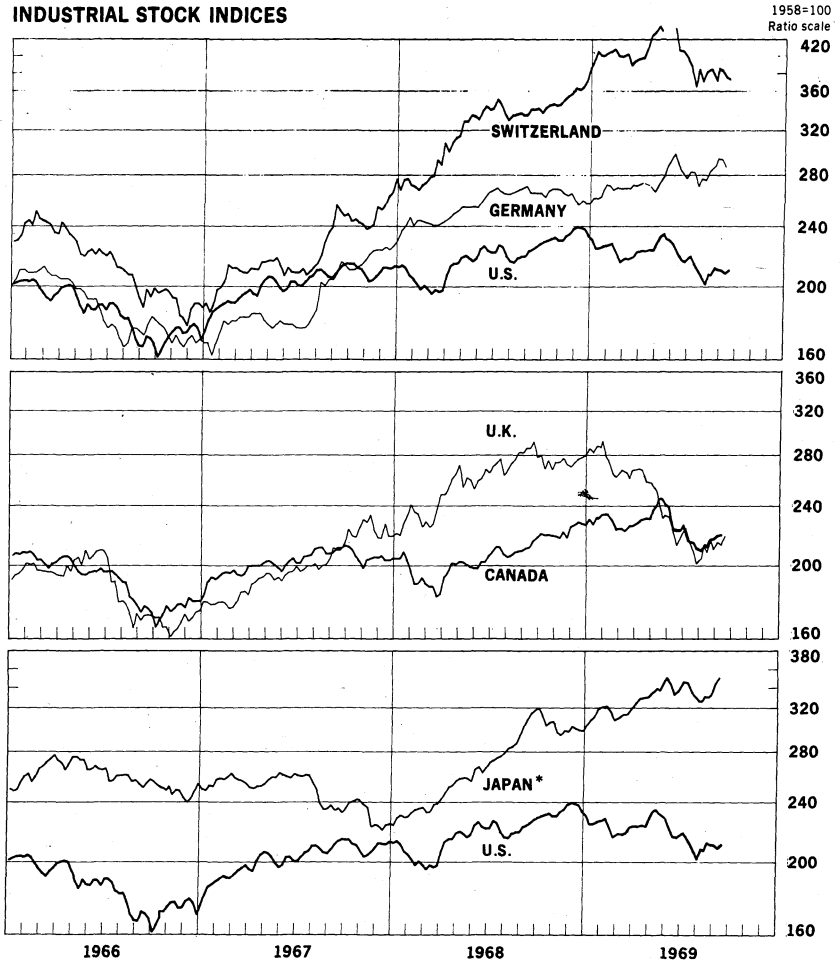


* New series for Switzerland starts 3-3-67.
 ** New series for Switzerland starts 8-2-68.

21

CHART 14

INDUSTRIAL STOCK INDICES



* Japan index of 225 industrial and other stocks traded on the Tokyo exchange.

IV. LATEST FIGURES PLOTTED ON THE CHARTS

22

Chart	Panel	Series	Date	Rate
1A	Upper	Swiss franc	Sept. 19	+1.78
		German mark	"	+0.72
		U.K. pound	"	-0.58
	Lower	Dutch guilder	"	+0.08
		French franc	"	+0.04
1B		Japanese yen	"	+0.54
		Belgian franc	"	-0.67
		Italian lira	"	-0.73
2	Upper	Canadian dollar	"	+0.29
		German mark	"	+6.06
		Swiss franc	"	-0.10
	Lower	U.K. pound	"	-5.40
		Dutch guilder	"	+0.08
		Canadian dollar	"	+0.44
3	Upper	French franc	"	-2.69
		German mark	"	+11.98
	Lower	U.S. dollar	"	+4.91
		Swiss franc	"	+5.06
4		French franc	"	+2.18
		Gold price, U.S. dollar per ounce	"	40.95
5	Upper	Call Euro-\$ deposits	Sept. 17	8.85
		Federal Funds	"	9.07
	Middle	Differential	"	-0.22
	Lower	Japanese Unconditional Money	Sept. 12	8.25
		German Call Money	Sept. 19	2.12
		U.K. 2-day Local Authority Deposits	Sept. 12	8.94
		French Day-to-day Money	Sept. 19	9.50

23

IV - 2

Chart	Panel	Series	Date	Rate
6	Upper	Euro-\$ Call Rate	Sept. 19	8.75
		Euro-\$ 1-month Rate	"	10.38
	Lower	Euro-\$ 3-month Rate	"	10.68
		Euro-\$ 6-month Rate	"	11.06
7	Upper	Euro-\$ 3-month Deposits	Sept. 17	10.88
		U.S. Certificate of Deposits	"	8.75
	Second	Differential	"	+2.13
	Third	Euro-\$ 3-month Deposits	"	10.88
		U.S. Certificate of Deposits (Adj.)	"	6.38
Fourth	Differential	"	+4.50	
8	Upper	Euro-\$ 3-month Deposits	Sept. 5	11.50
		Hire Purchase Deposits (covered)	"	1.46
	Second	Differential	"	-10.04
	Third	Euro-\$ 3-month Deposits	"	11.50
		Local Authority Deposits (covered)	"	0.96
Fourth	Differential	"	-10.54	
9A		U.S. Treasury Bill rate	Sept. 19	7.10
		U.K. Treasury Bill rate	"	7.58
		Local Authority Deposit (uncovered)	Sept. 12	9.94
9B	Upper	Spread (+ = favor London)	Sept. 19	+0.48
		3-month Forward Pound	"	-6.00
	Lower	Net Incentive (+ = favor London)	"	-5.52
10	Upper	Euro-\$ Deposits (covered)	Sept. 17	4.83
		German Interbank Loan rate	"	7.00
	Second	Differential	"	+2.17
	Third	Euro-\$ Deposits (covered)	"	10.69
		Swiss Deposit rate	"	5.00
	Fourth	Differential	"	-5.69

IV - 3

Chart	Panel	Series	Date	Rate
11	Upper	Canadian Finance Paper	Sept. 19	8.38
		U.S. Treasury Bill rate	"	7.10
		Canadian Treasury Bill rate	"	7.51
		U.S. Prime Finance paper (not plotted)	"	7.50
	Middle	Bill rate differential	"	+0.41
		Forward Canadian dollar	"	+0.39
	Lower	Net incentive on bills	"	+0.80
		Net incentive on Finance Paper	"	+1.27
12	Upper	Euro-\$ Deposits	"	10.68
		U.K. Treasury Bill rate	"	7.58
		U.S. Treasury Bill rate	"	7.10
		Swiss 3-month Deposit rate	"	5.00
	Lower	Japanese Average rate	July 31	7.35
		Canadian Treasury Bill rate	Sept. 19	7.51
		U.S. Treasury Bill rate	"	7.10
		German Interbank Loan rate	"	7.00
13	Upper	Netherlands	Sept. 12	7.90
		Canada	Sept. 17	7.81
		United States	"	6.27
		Switzerland	Sept. 12	5.27
	Middle	Germany	"	6.78
		United Kingdom	Sept. 11	9.47
		Euro-dollar bonds	Sept. 19	7.19
	Lower	U.S. Corp. Dollar Euro-bonds	July 31	7.44
		U.S. Corp. DM Euro-bonds	"	6.30
U.S. Corp. Aaa bonds		Aug. 31	6.97	

25

IV - 4

Chart	Panel	Series	Date	Rate
14	Upper	Switzerland	Sept. 19	371.7
		Germany	Sept. 12	287.0
		United States	Sept. 19	212.2
		United Kingdom	"	219.2
	Lower	Japan	Sept. 19	350.8
		Canada	Sept. 11	219.6
		United States	Sept. 19	212.2