


June 11, 1969 No. 406

H-13 Division of International Finance Europe and British Commonwealth Section

*Meter  
Chappell*



Capital Market

# SELECTED INTEREST & EXCHANGE RATES FOR MAJOR COUNTRIES & THE U.S.

WEEKLY SERIES OF CHARTS

## NOTE

The preceding week's issue of the series, No. 405, was inadvertently dated July 2 and numbered 409. The proper date should be June 4, 1969 and the number should read 405. ✓

---

BOARD OF GOVERNORS OF THE FEDERAL RESERVE SYSTEM

---

2

## TABLE OF CONTENTS

### PART I. EXCHANGE RATES AND GOLD PRICES

- Chart 1A and 1B - Spot Exchange Rates, Major Currencies against U.S. Dollar
- Chart 2 - 3-Month Forward Exchange Rates, Major Currencies against U.S. Dollar
- Chart 3 - 3-Month Forward Exchange Rates, Major Currencies against U.K. Pound
- Chart 4 - Gold Price in London

### PART II. SHORT-TERM INTEREST RATES

- Chart 5 - Call Money Rates
- Chart 6 - London: Euro- $\text{\$}$  Deposit Rates
- Chart 7 - New York - London: Yields on U.S. Dollar Funds
- Chart 8 - London: Covered Yields on U.S. Dollar Funds
- Chart 9A and 9B - Interest Arbitrage: United States-United Kingdom
- Chart 10 - Interest Arbitrage: U.S.-Germany and U.S.-Switzerland
- Chart 11 - Interest Arbitrage: United States-Canada
- Chart 12 - Selected Short-term Interest Rates

### PART III. LONG-TERM INTEREST RATES AND STOCK INDICES

- Chart 13 - Long-Term Bond Yields
- Chart 14 - Industrial Stock Indices

### PART IV. LATEST FIGURES PLOTTED ON THE CHARTS

**NOTE:** This series is a continuation of the CAPITAL MARKETS DEVELOPMENTS ABROAD, which has been published under that title through December 31, 1968. The changes in the format and order of the charts are fully explained in the Supplement to the series, which accompanied issue dated January 1, 1969.

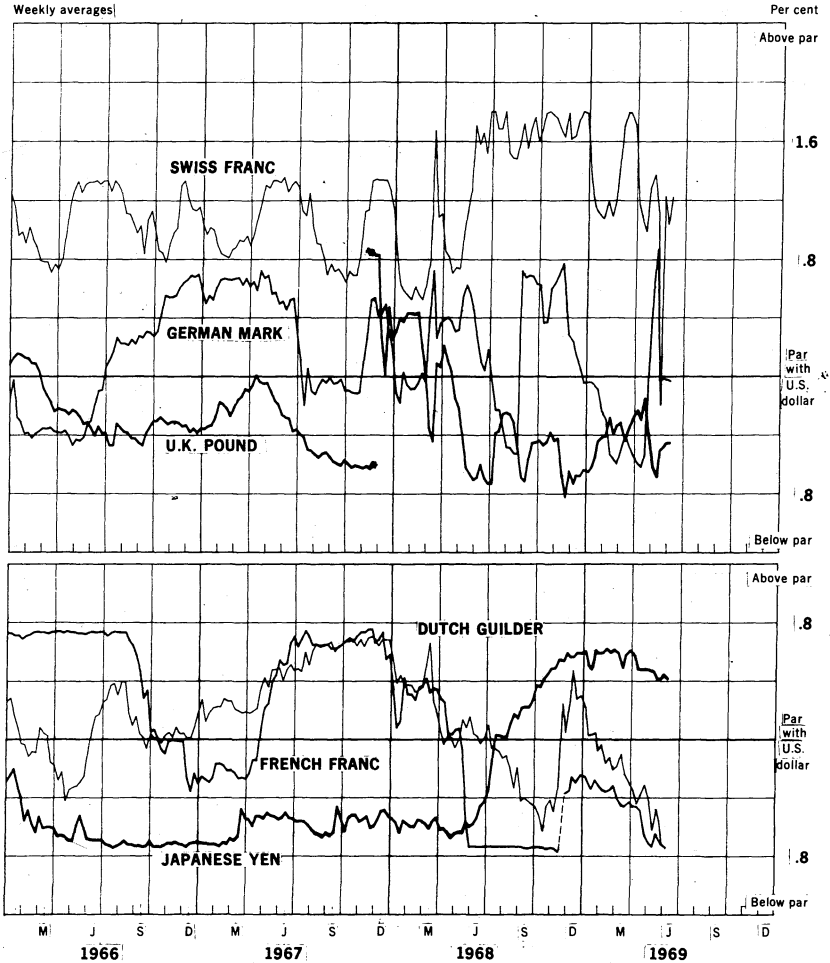
---

3

Chart 1A

### SPOT EXCHANGE RATES - MAJOR CURRENCIES AGAINST U.S. DOLLAR

Weekly averages



Devaluation of the U.K. pound from \$2.80 to \$2.40

Chart 1B

### SPOT EXCHANGE RATES - MAJOR CURRENCIES AGAINST U.S. DOLLAR

Weekly averages

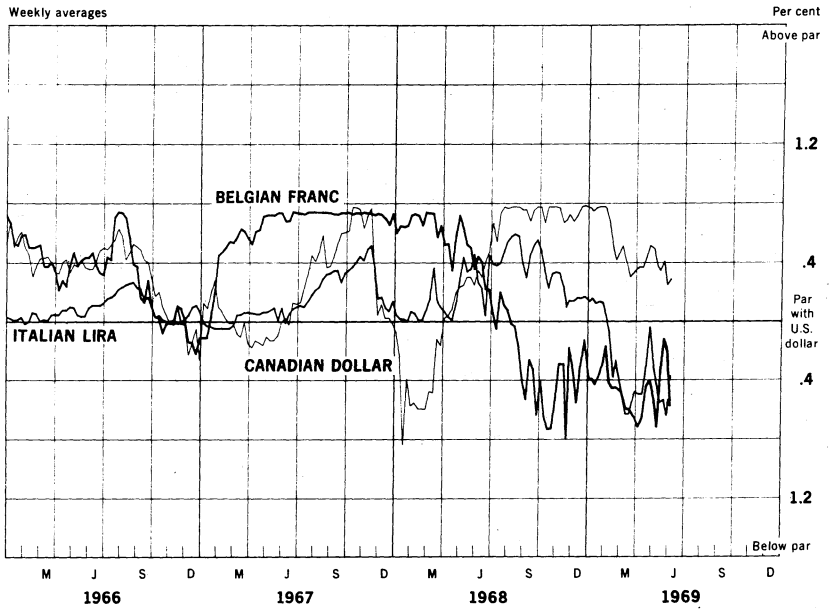


Chart 2

### 3-MONTH FORWARD EXCHANGE RATES - MAJOR CURRENCIES AGAINST U.S. DOLLAR

Weekly averages

Per cent per annum

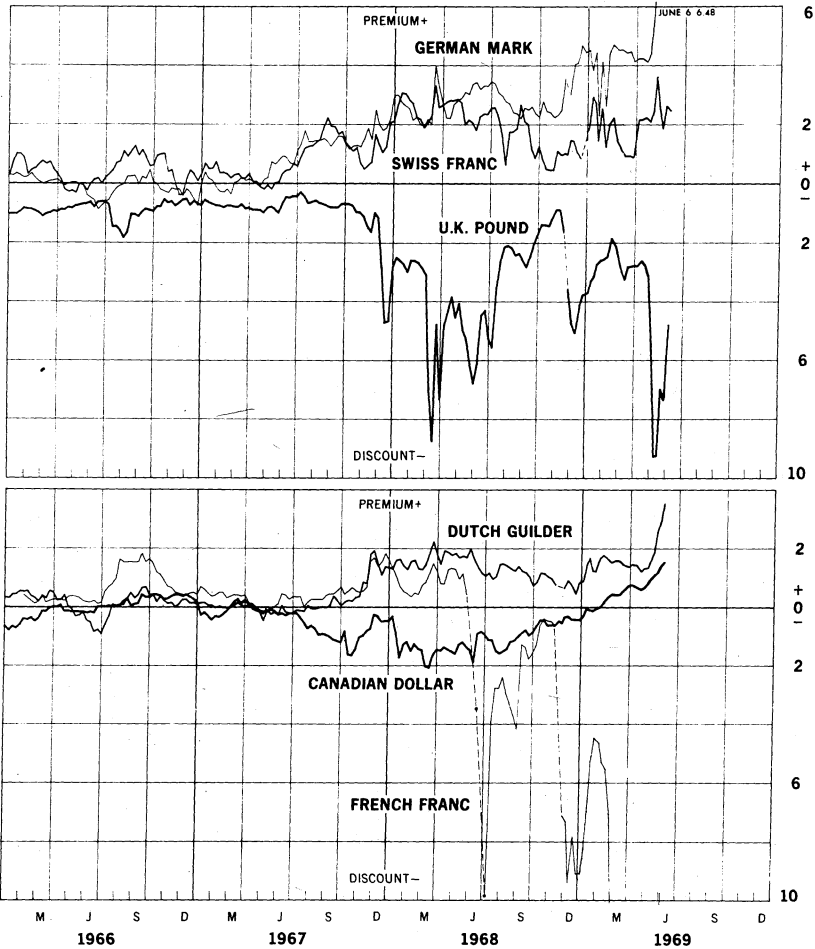


Chart 3

### 3-MONTH FORWARD EXCHANGE RATES - MAJOR CURRENCIES AGAINST U.K. POUND

Friday figures

Per cent per annum

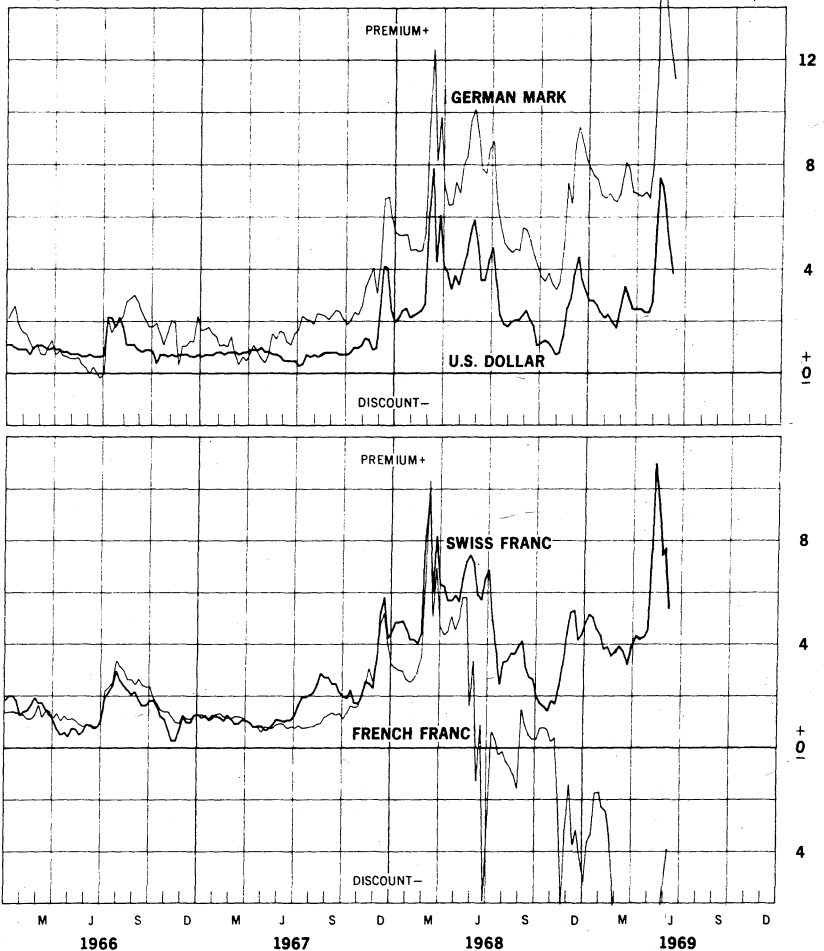
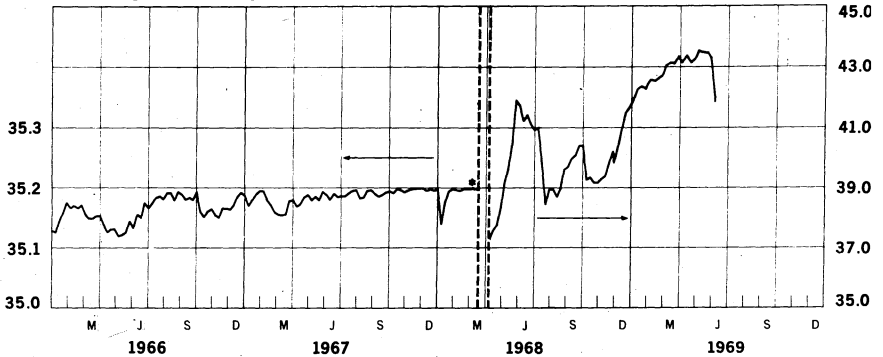


Chart 4.

### GOLD PRICE IN LONDON, 12.5 Kg BARS

Week's average of afternoon fixings

U.S. dollar equivalent per fine ounce



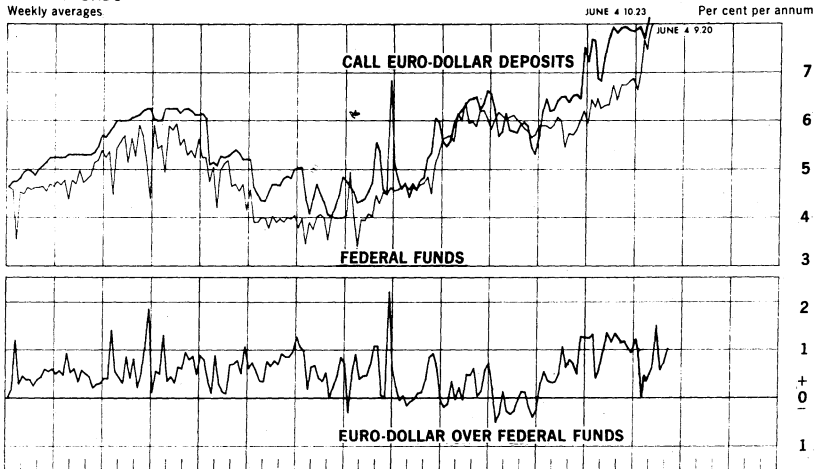
\*Market closed March 15-April 1, 1968

CHART 5

### CALL MONEY RATES

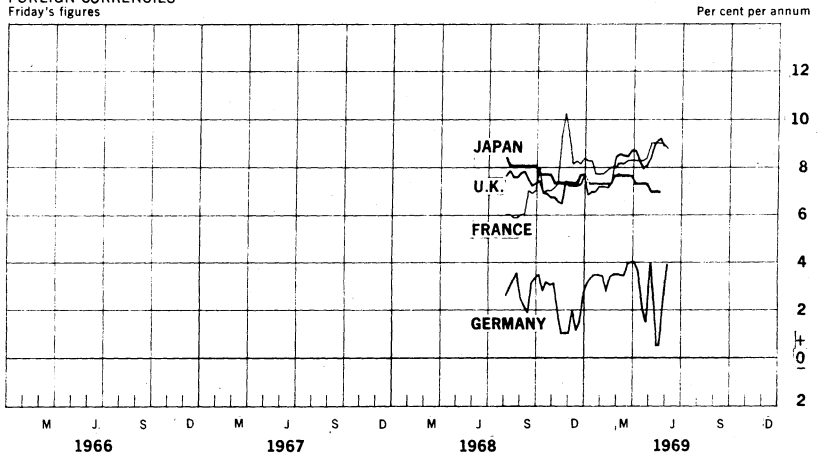
DOLLAR FUNDS

Weekly averages



### FOREIGN CURRENCIES \*

Friday's figures



\* Germany, Call Money; U.K., 2-day Local Authority Deposits; Japan, Unconditional Money; France, Day-to-day Money.



9

CHART 6

### LONDON: EURO-DOLLAR DEPOSIT RATES

Friday figures

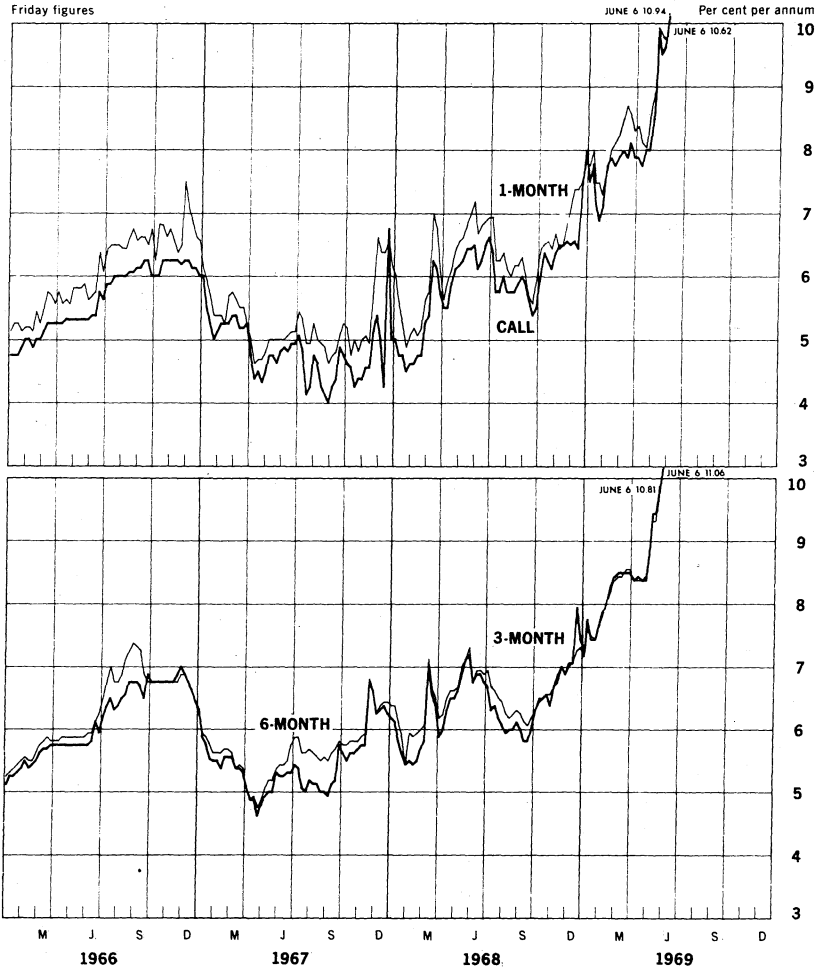
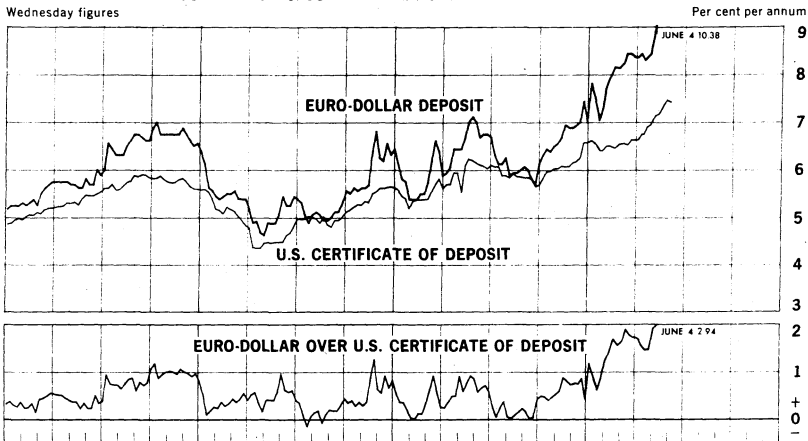


Chart 7

### NEW YORK-LONDON: YIELDS ON U.S. DOLLAR FUNDS

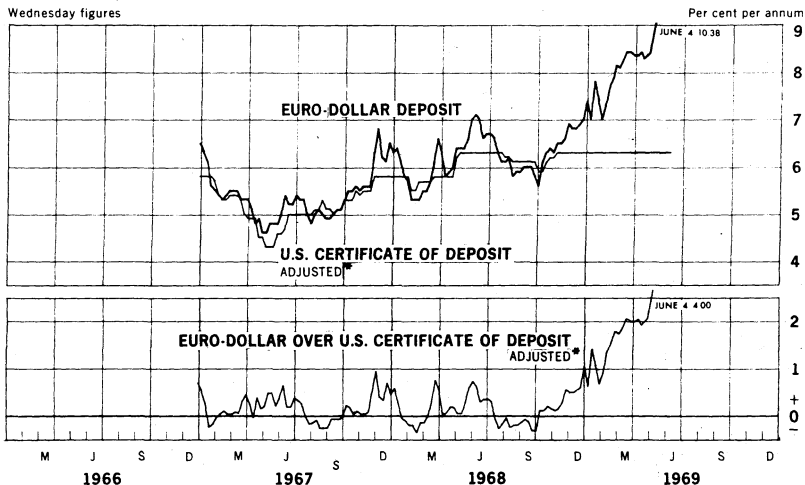
3-MONTH DOLLAR DEPOSIT RATES -SECONDARY MARKET

Wednesday figures



3-MONTH DOLLAR DEPOSIT RATES -PRIMARY MARKET

Wednesday figures



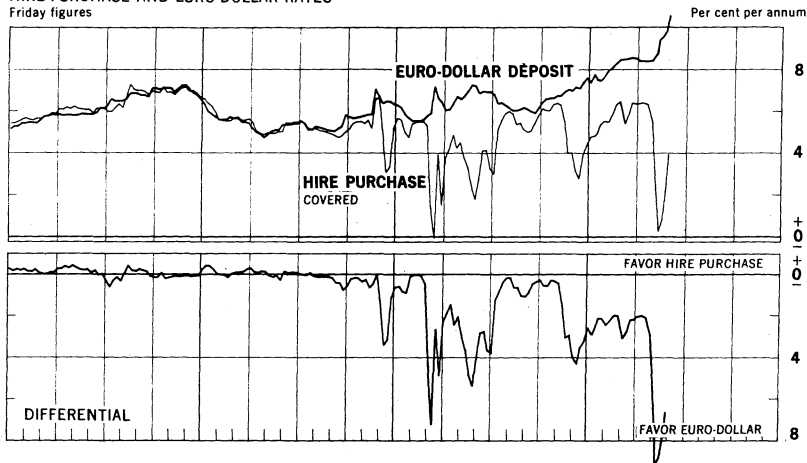
\* Adjusted for Reserve Requirement

CHART 8

### LONDON: COVERED YIELDS ON U.S. DOLLAR FUNDS

#### HIRE PURCHASE AND EURO-DOLLAR RATES

Friday figures



#### LOCAL AUTHORITY AND EURO-DOLLAR RATES

Friday figures

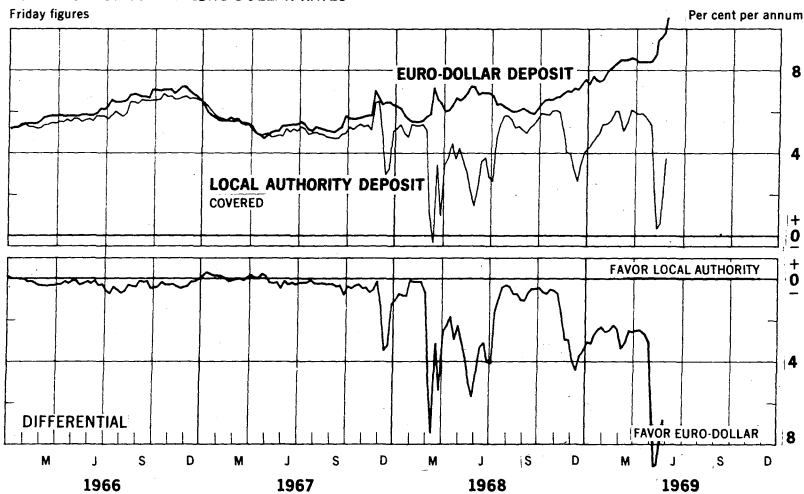
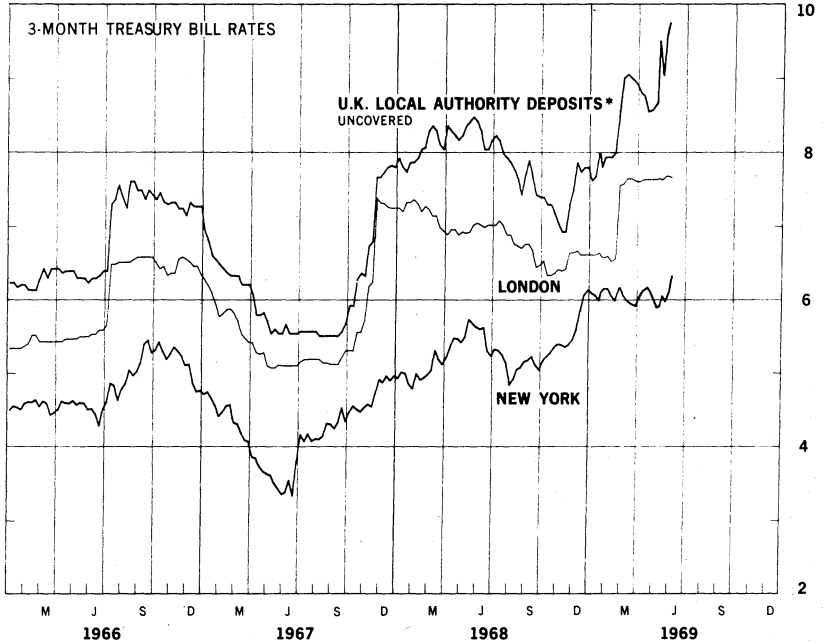


CHART 9A

### INTEREST ARBITRAGE: UNITED STATES AND UNITED KINGDOM

Friday's Figures

Per cent per annum



\*Plotted for comparison purposes.

13

Chart 9B

# INTEREST ARBITRAGE: UNITED STATES AND UNITED KINGDOM

Friday figures

Per cent per annum

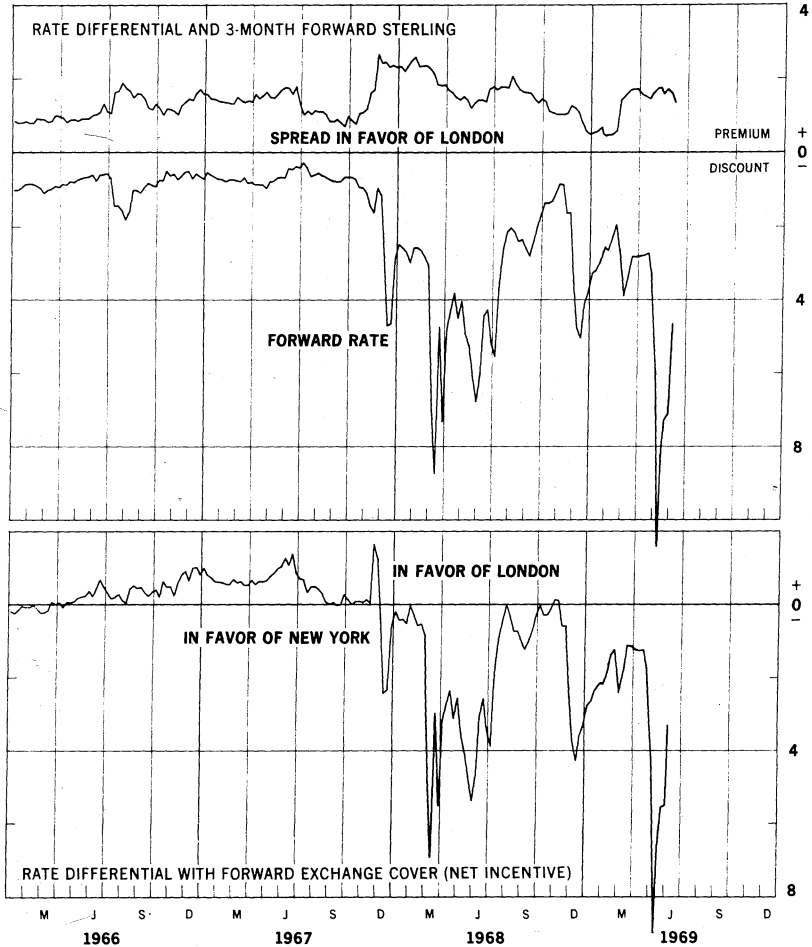
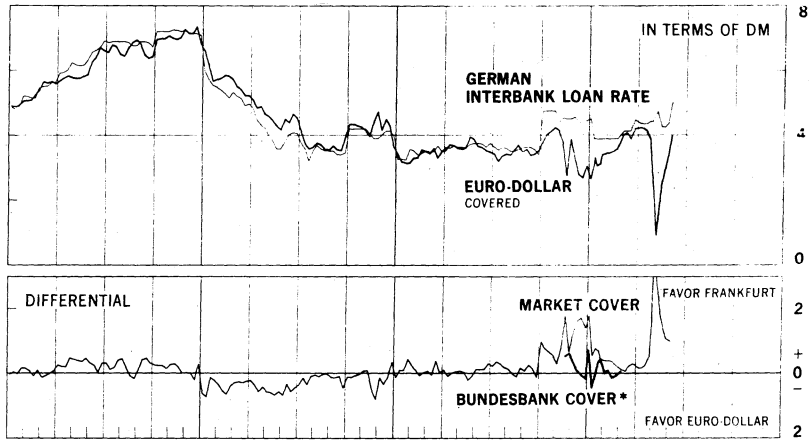


Chart 10

### 3-MONTH INTEREST ARBITRAGE: U.S. - GERMANY AND U.S. - SWITZERLAND

FRANKFURT INTERBANK LOAN RATE VS. LONDON EURO-DOLLAR RATE  
Wednesday rates

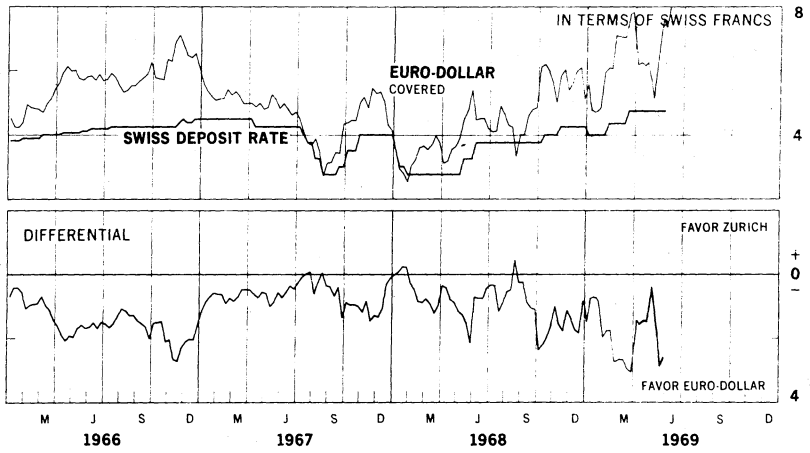
Per cent per annum



### ZURICH DEPOSIT RATE VS. LONDON EURO-DOLLAR RATE

Wednesday rates

Per cent per annum



\* For details see issue No. 398 dated April 16, 1969.

15

CHART 11

### 3-MONTH INTEREST ARBITRAGE: UNITED STATES - CANADA

Friday figures

Per cent per annum

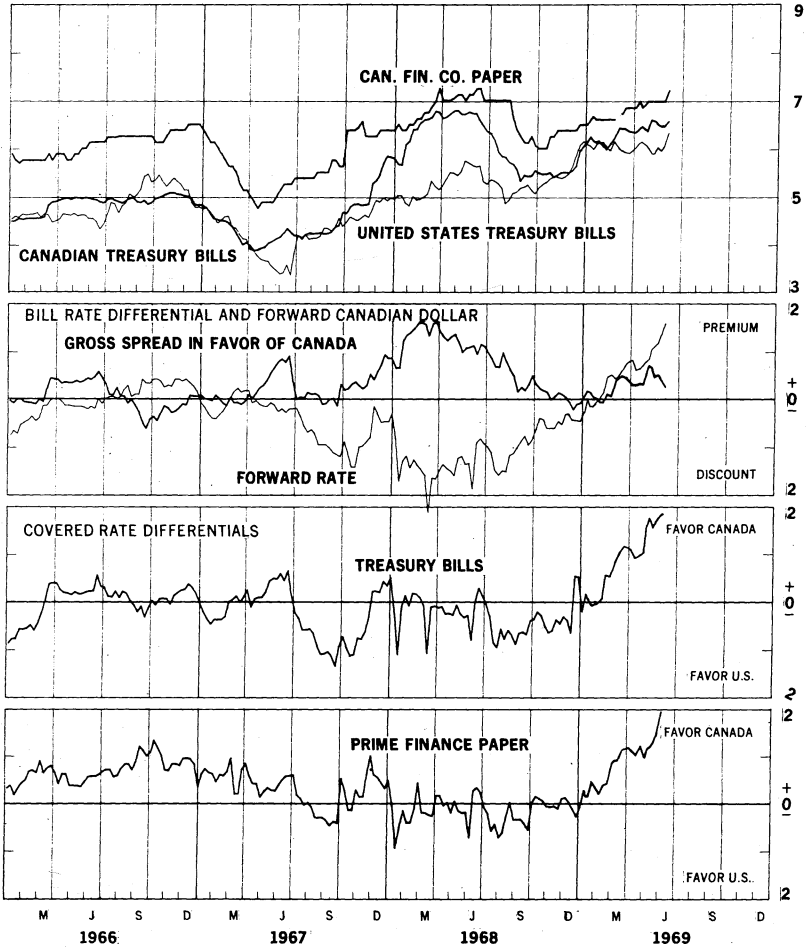
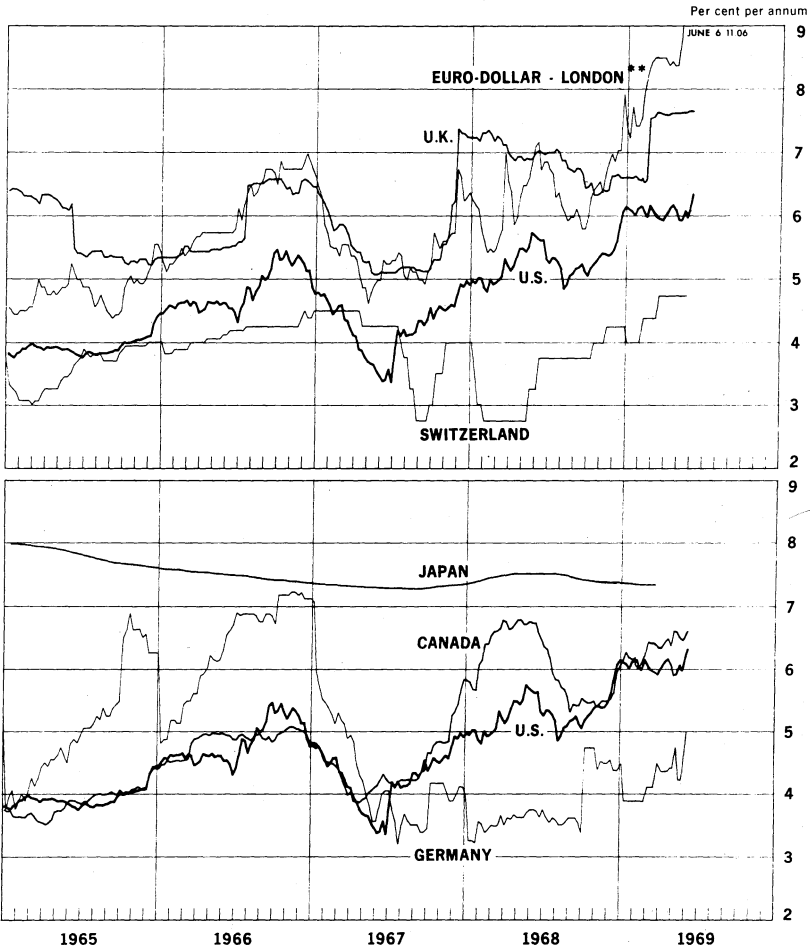


Chart 12

### SELECTED SHORT-TERM INTEREST RATES\*



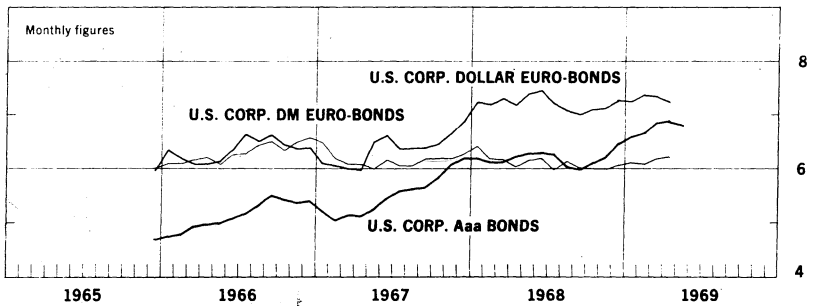
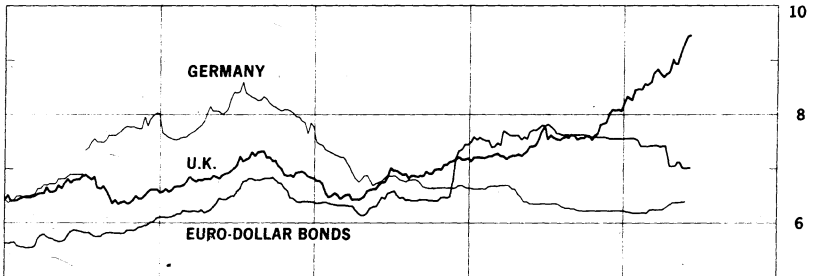
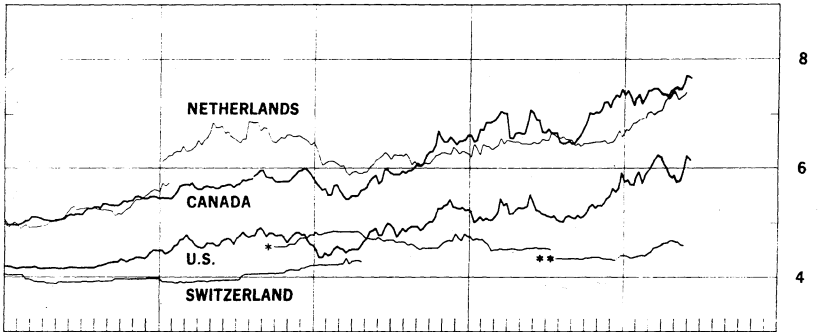
\* 3-month treasury bill rates for all countries except Japan (Average rate on bank loans and discounts)  
 Switzerland (3-month deposit rate) and Germany (Interbank Loan Rate)  
 \*\* 3-month rate for U.S. dollar deposits in London.



# LONG-TERM BOND YIELDS

Weekly figures

Per cent per annum

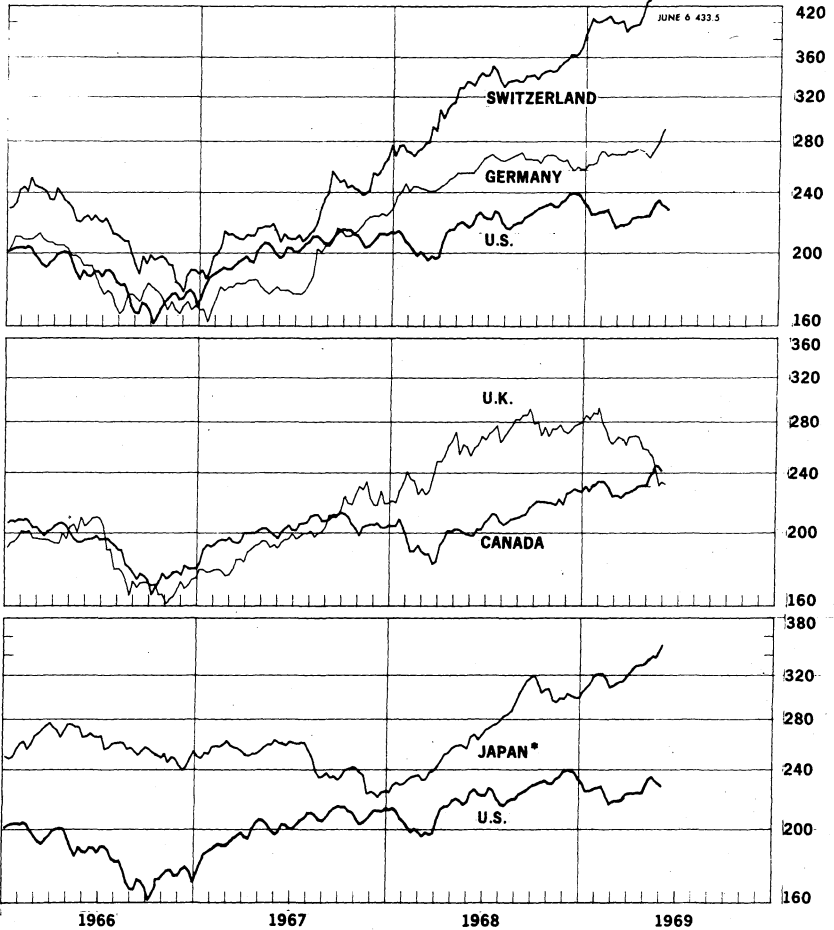


\* New series for Switzerland starts 3-3-67  
 \*\* New series for Switzerland starts 8-2-68

CHART 14

### INDUSTRIAL STOCK INDICES

1958=100  
Ratio scale



\* Japan index of 225 industrial and other stocks traded on the Tokyo exchange.

19

H. 13  
No. 406

## IV. LATEST FIGURES PLOTTED ON THE CHARTS

Chart	Panel	Series	Date	Rate
1A	Upper	Swiss franc	June 6	+ 1.22
		German mark	"	- 0.04
		U.K. pound	"	- 0.45
	Lower	Dutch guilder	"	- 0.75
		French franc	"	- 0.74
		Japanese yen	"	+ 0.42
1B		Belgian franc	"	- 0.57
		Italian lira	"	- 0.37
		Canadian dollar	"	+ 0.30
2	Upper	German mark	"	+ 6.48
		Swiss franc	"	+ 2.46
		U.K. pound	"	- 4.77
	Lower	Dutch guilder	"	+ 3.54
		Canadian dollar	"	+ 1.53
		French franc	"	- 9.75
3	Upper	German mark	"	+11.30
		U.S. dollar	"	+ 3.84
	Lower	Swiss franc	"	+ 5.35
		French franc	"	- 3.92
4		Gold price, U.S. dollar per ounce	"	41.85
5	Upper	Call Euro-\$ deposits	June 4	10.23
		Federal Funds	"	9.20
	Middle	Differential	"	+ 1.03
	Lower	Japanese Unconditional Money	May 30	6.94
		German Call Money	June 6	3.94
		U.K. 2-day Local Authority Deposits	May 30	8.88
		French Day-to-day Money	June 6	8.75

IV - 2

Chart	Panel	Series	Date	Rate
6	Upper	Euro-\$ Call Rate	June 6	10.62
		Euro-\$ 1-month Rate	"	10.94
	Lower	Euro-\$ 3-month Rate	"	11.06
		Euro-\$ 6-month Rate	"	10.81
7	Upper	Euro-\$ 3-month Deposits	June 4	10.38
		U.S. Certificate of Deposits	"	7.44
	Second	Differential	"	+2.94
	Third	Euro-\$ 3-month Deposits	"	10.38
		U.S. Certificate of Deposits (Adj.)	"	6.38
Fourth	Differential	"	+4.00	
8	Upper	Euro-\$ 3-month Deposits	May 30	10.56
		Hire Purchase Deposits (covered)	"	3.95
	Second	Differential	"	-6.61
	Third	Euro-\$ 3-month Deposits	"	10.56
		Local Authority Deposits (covered)	"	3.76
Fourth	Differential	"	-6.80	
9A		U.S. Treasury Bill rate	June 6	6.34
		U.K. Treasury Bill rate	"	7.66
		Local Authority Deposit (uncovered)	May 30	9.75
9B	Upper	Spread (+ = favor London)	"	+1.32
		3-month Forward Pound	"	-4.62
	Lower	Net Incentive (+ = favor London)	"	-3.30
10	Upper	Euro-\$ Deposits (covered)	June 4	4.00
		German Interbank Loan rate	"	5.00
	Second	Differential	"	+1.00
	Third	Euro-\$ Deposits (covered)	May 28	7.35
		Swiss Deposit rate	"	4.75
Fourth	Differential	"	-2.60	

21

## IV - 3

Chart	Panel	Series	Date	Rate
11	Upper	Canadian Finance Paper	June 6	7.25
		U.S. Treasury Bill rate	"	6.34
		Canadian Treasury Bill rate	"	6.60
		U.S. Prime Finance paper (not plotted)	"	6.88
	Middle	Bill rate differential	"	+0.26
		Forward Canadian dollar	"	+1.60
	Lower	Net incentive on bills	"	+1.86
Net incentive on Finance Paper		"	+1.97	
12	Upper	Euro-\$ Deposits	"	11.06
		U.K. Treasury Bill rate	"	7.66
		U.S. Treasury Bill rate	"	6.34
		Swiss 3-month Deposit rate	May 30	4.75
	Lower	Japanese Average rate	March 31	7.36
		Canadian Treasury Bill rate	June 6	6.60
		U.S. Treasury Bill rate	"	6.34
		German Interbank Loan rate	"	5.00
13	Upper	Netherlands	May 30	7.39
		Canada	June 4	7.66
		United States	"	6.14
		Switzerland	May 23	4.59
	Middle	Germany	May 30	6.39
		United Kingdom	June 5	9.48
		Euro-dollar bonds	June 6	7.03
	Lower	U.S. Corp. Dollar Euro-bonds	April 30	7.22
		U.S. Corp. DM Euro-bonds	"	6.21
U.S. Corp. Aaa bonds		May 31	6.79	

## IV - 4

Chart	Panel	Series	Date	Rate
14	Upper	Switzerland	June 6	433.5
		Germany	May 30	290.8
		United States	June 6	228.3
		United Kingdom	"	232.0
	Lower	Japan	"	350.6
		Canada	May 29	241.7
		United States	June 6	228.3