


H. 13  
No. 386



*Capital Market*

January 22, 1969.

**CAPITAL MARKET DEVELOPMENTS ABROAD**

- I. Ten Charts on Financial Markets Abroad
- II. Latest Figures Plotted in H.13 Chart Series, 1969

I. Ten Charts on Financial Markets Abroad

- Chart 1 - New York, London: Yields on U.S. Dollar Funds
- Chart 2 - London: Yields for U.S. Dollar Investors on 3-Month Funds
- Chart 3 - Interest Arbitrage: Frankfurt/London, Zurich/London
- Chart 4 - Interest Arbitrage: New York/Canada
- Chart 5 - Interest Arbitrage: New York/London
- Chart 6 - Short-Term Interest Rates
- Chart 7 - Long-Term Bond Yields
- Chart 8 - Spot Exchange Rates--Major Currencies Against U.S. Dollar
- Chart 9 - 3-Month Forward Exchange Rates
- Chart 10 - Industrial Stock Indices

Europe and British Commonwealth Section.

NOT FOR PUBLICATION

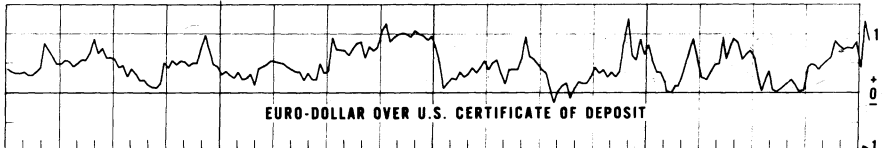
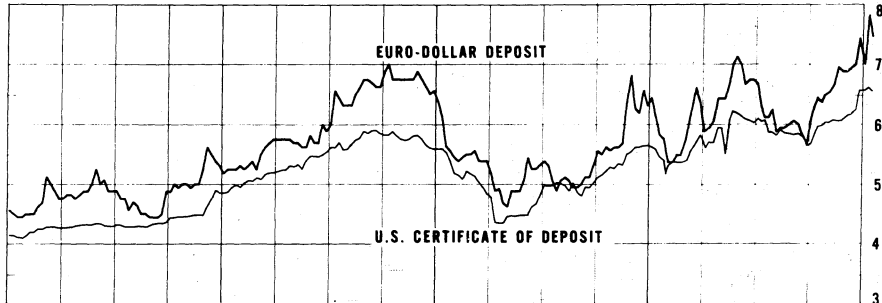
DECONTROLLED AFTER SIX MONTHS

Chart 1

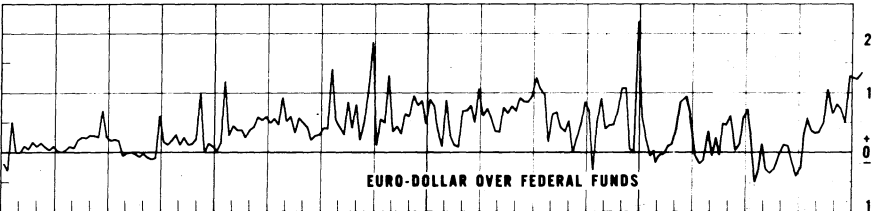
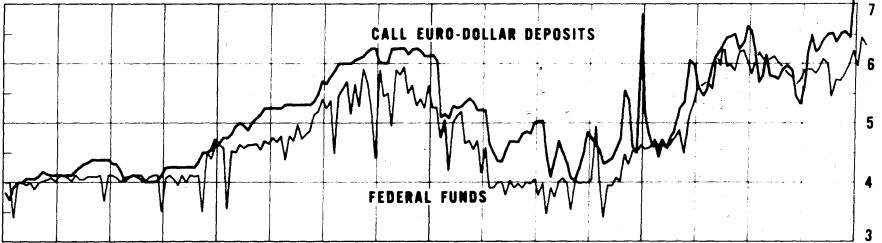
### NEW YORK-LONDON: YIELDS ON U.S. DOLLAR FUNDS 3-MONTH DOLLAR DEPOSIT RATES

Wednesday figures

Per cent per annum



### CALL EURO-DOLLAR DEPOSIT RATE VS. U.S. FEDERAL FUNDS RATE



Mar. Jun. Sept. Dec. Mar. Jun. Sept. Dec. Mar. Jun. Sept. Dec. Mar. Jun. Sept. Dec. 1965 1966 1967 1968

3

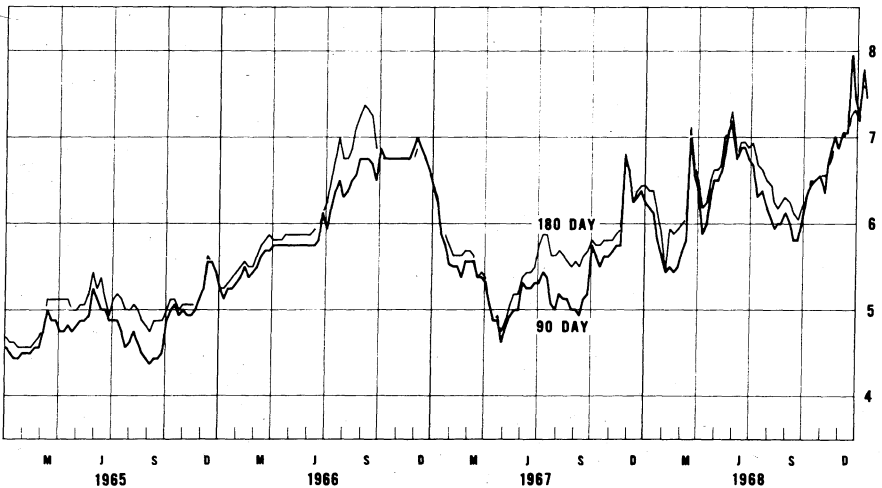
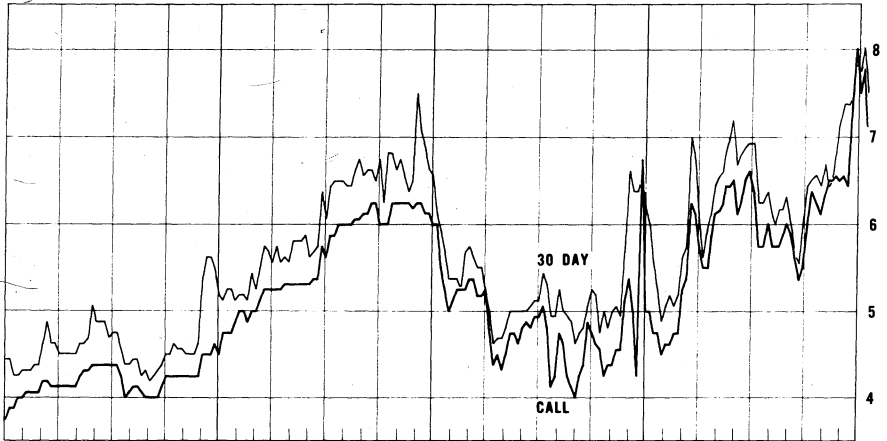
Chart 2A

**LONDON: YIELDS FOR U.S. DOLLAR INVESTORS ON 3-MONTH FUNDS**

**EURO-DOLLAR DEPOSIT RATES**

Friday figures

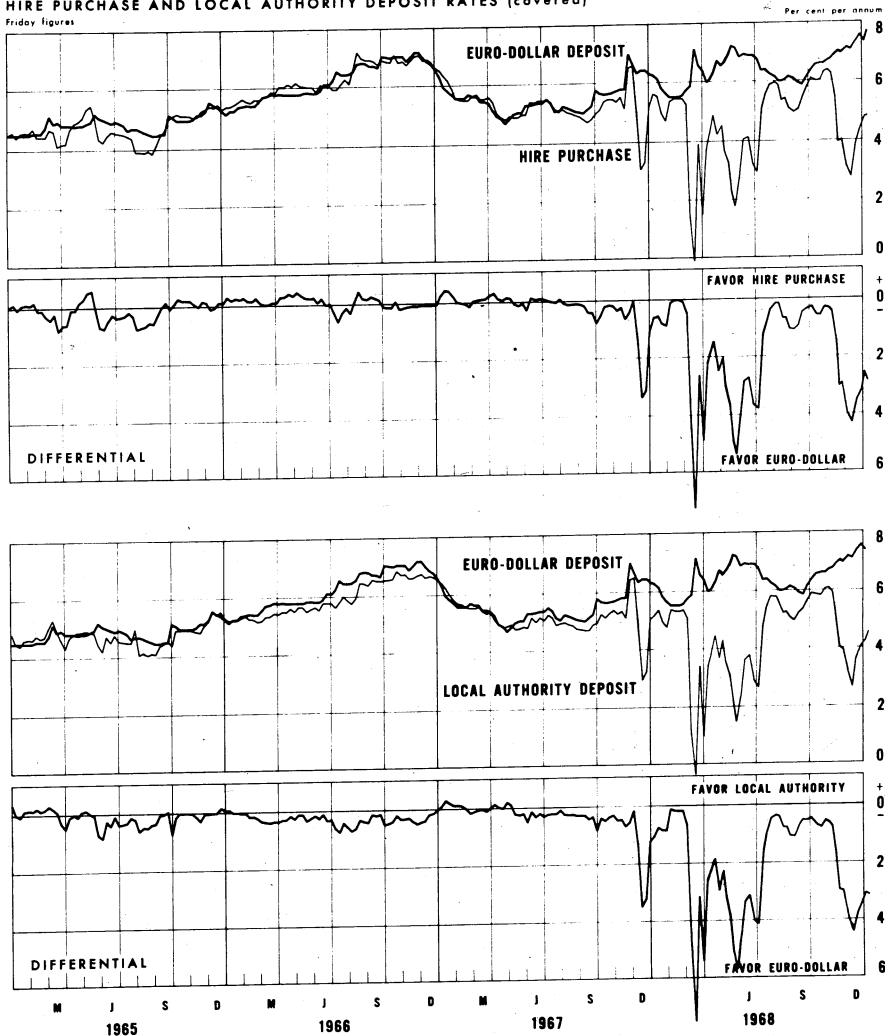
Per cent per annum



# LONDON: YIELDS FOR U.S. DOLLAR INVESTORS ON 3-MONTH FUNDS

## HIRE PURCHASE AND LOCAL AUTHORITY DEPOSIT RATES (covered)

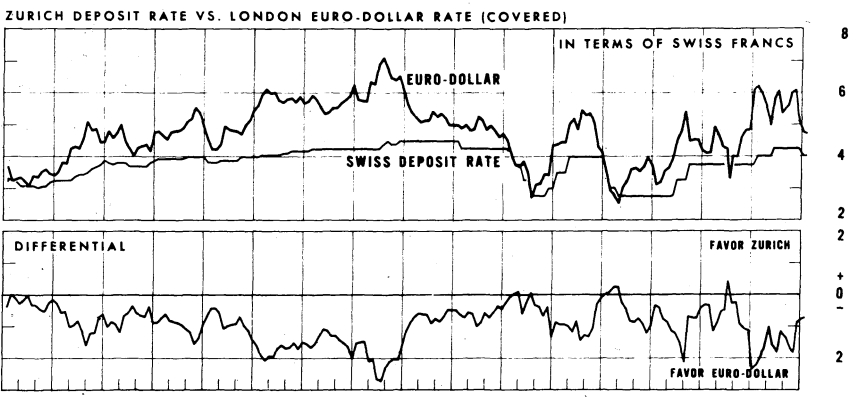
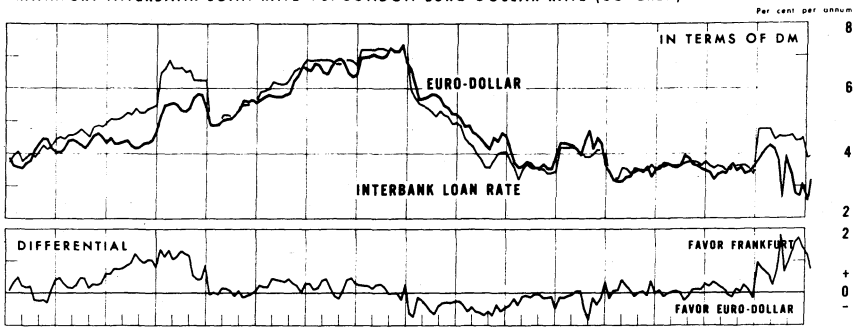
Friday figures



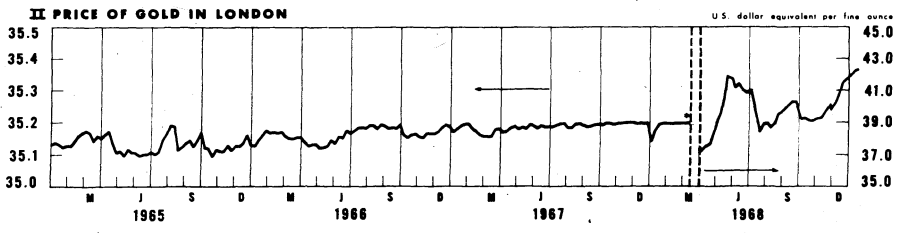
5

Chart 3

**I INTEREST ARBITRAGE: FRANKFURT/LONDON, ZURICH/LONDON**  
**FRANKFURT INTERBANK LOAN RATE VS. LONDON EURO-DOLLAR RATE (COVERED)**



**II PRICE OF GOLD IN LONDON**



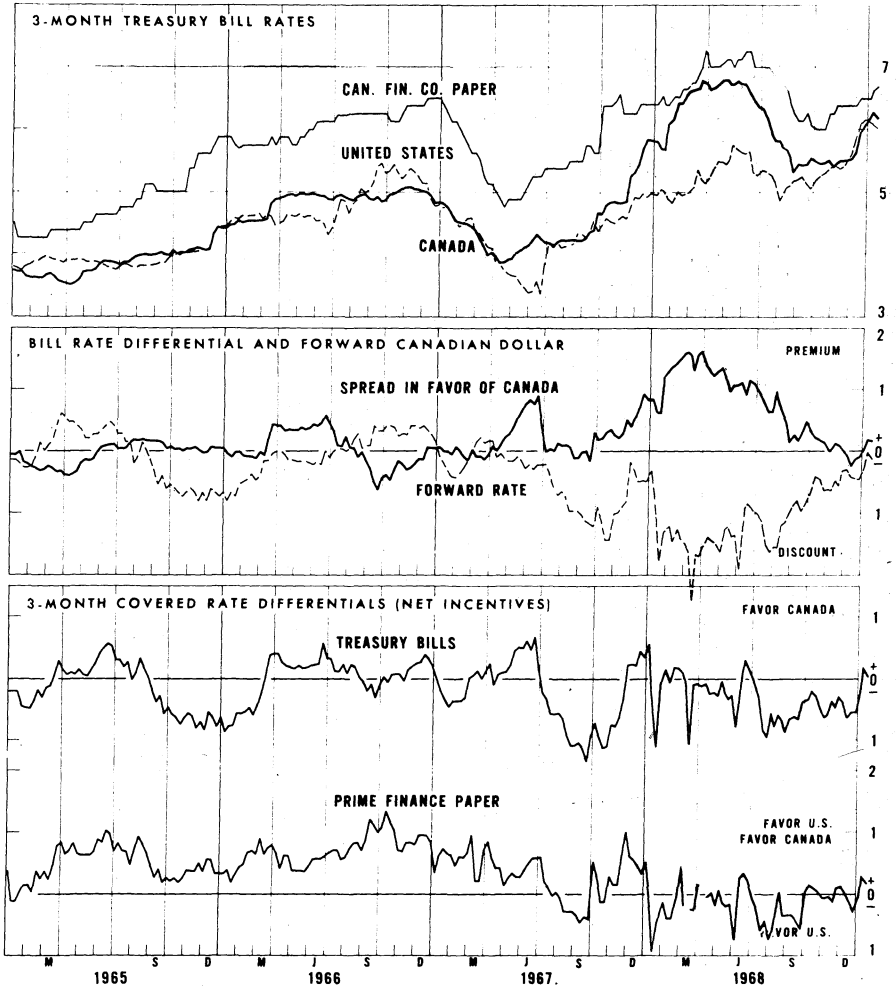
• Market closed March 15-April 1, 1968

Chart 4

**INTEREST ARBITRAGE, UNITED STATES / CANADA**

Friday figures

Per cent per annum



7  
Chart 5A

### INTEREST ARBITRAGE, NEW YORK/LONDON

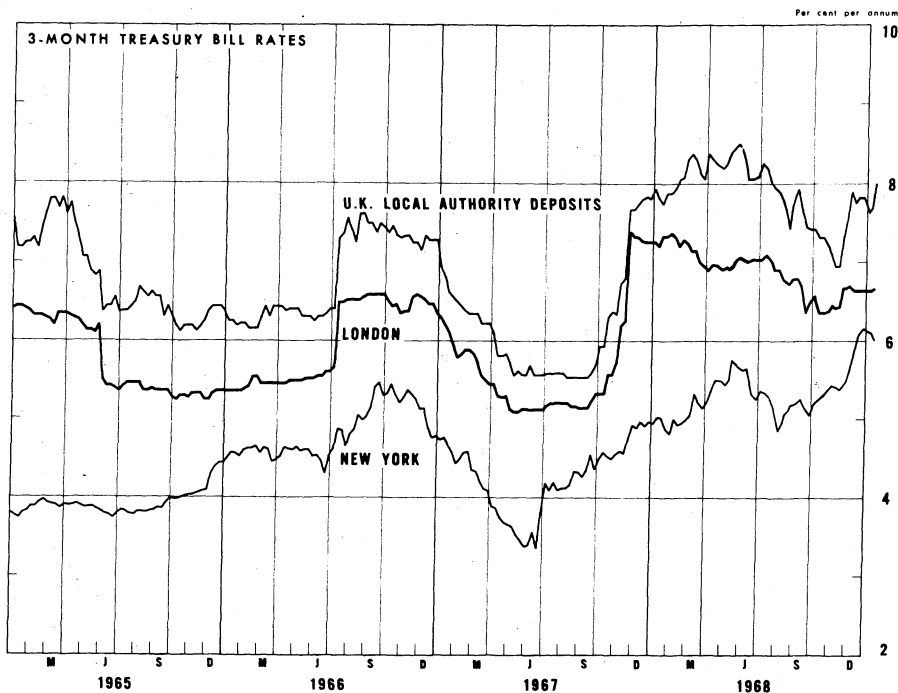
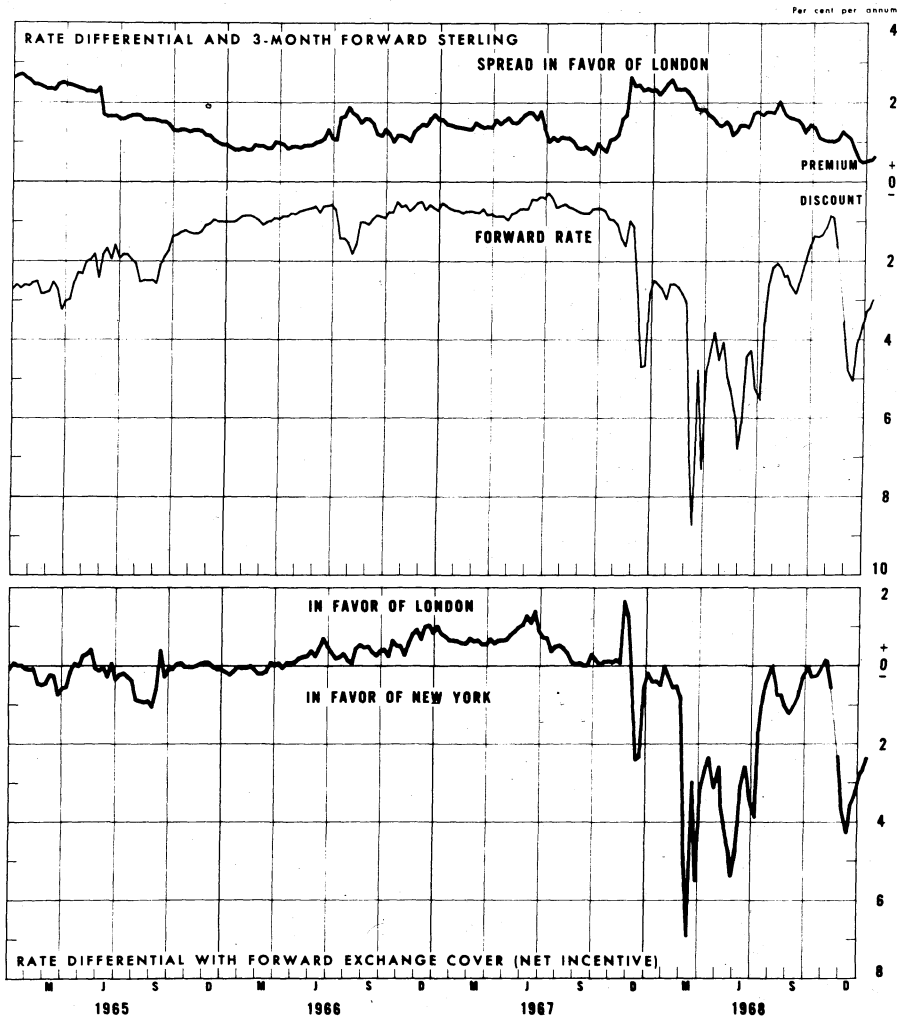


Chart 58

INTEREST ARBITRAGE, NEW YORK/LONDON

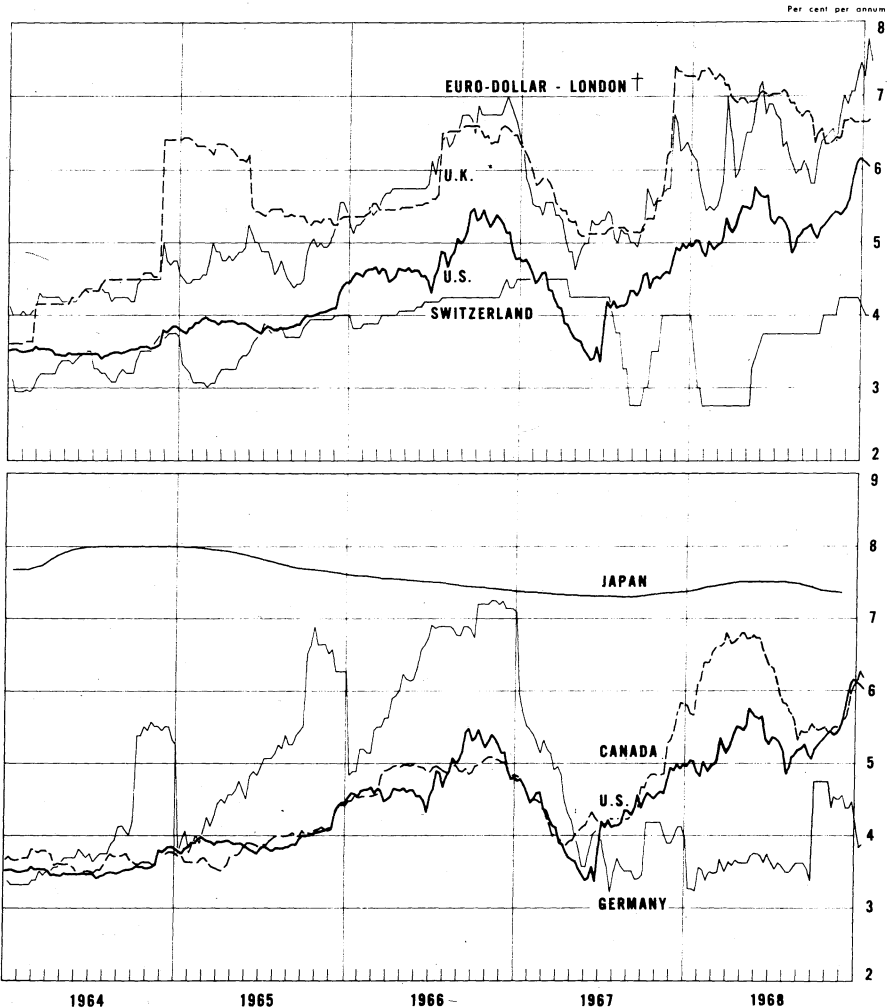




9

Chart 6

**SHORT-TERM INTEREST RATES\***



\*3-month treasury bill rates for all countries except Japan (Average rate on bank loans and discounts)

Switzerland (3-month deposit rate) and Germany (Interbank Loan Rate)

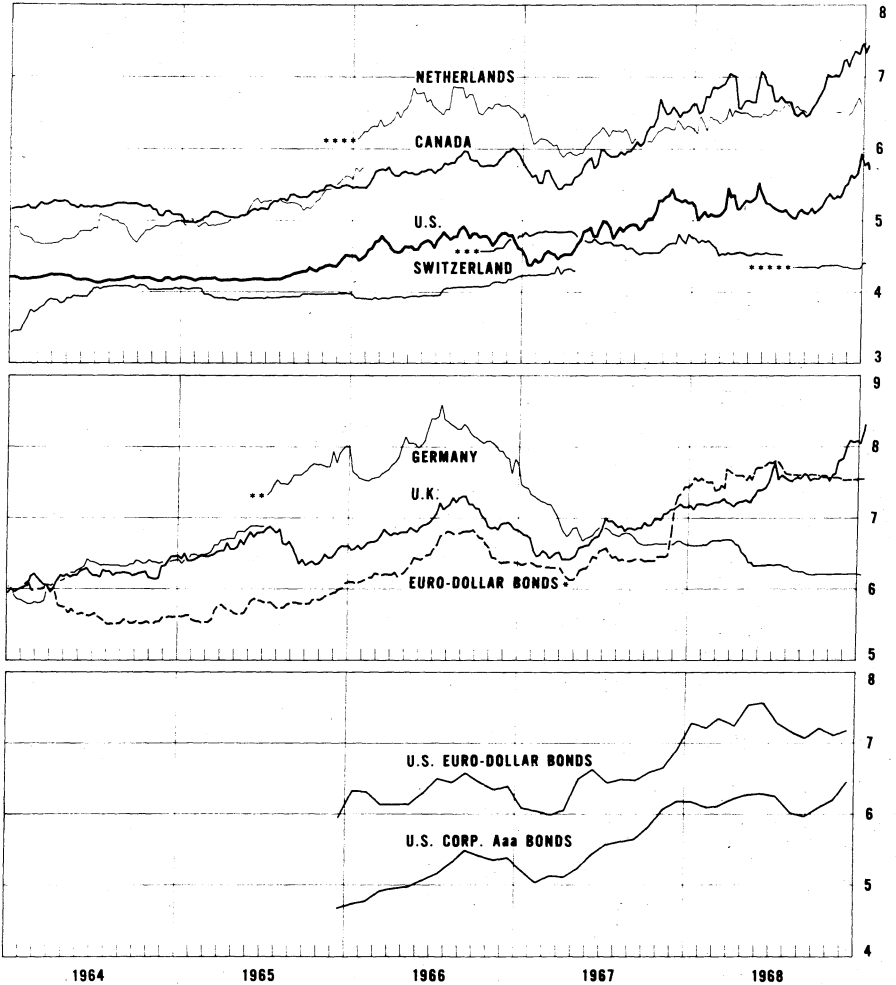
† 3-month rate for U.S. dollar deposits in London

Chart 7

**LONG-TERM BOND YIELDS**

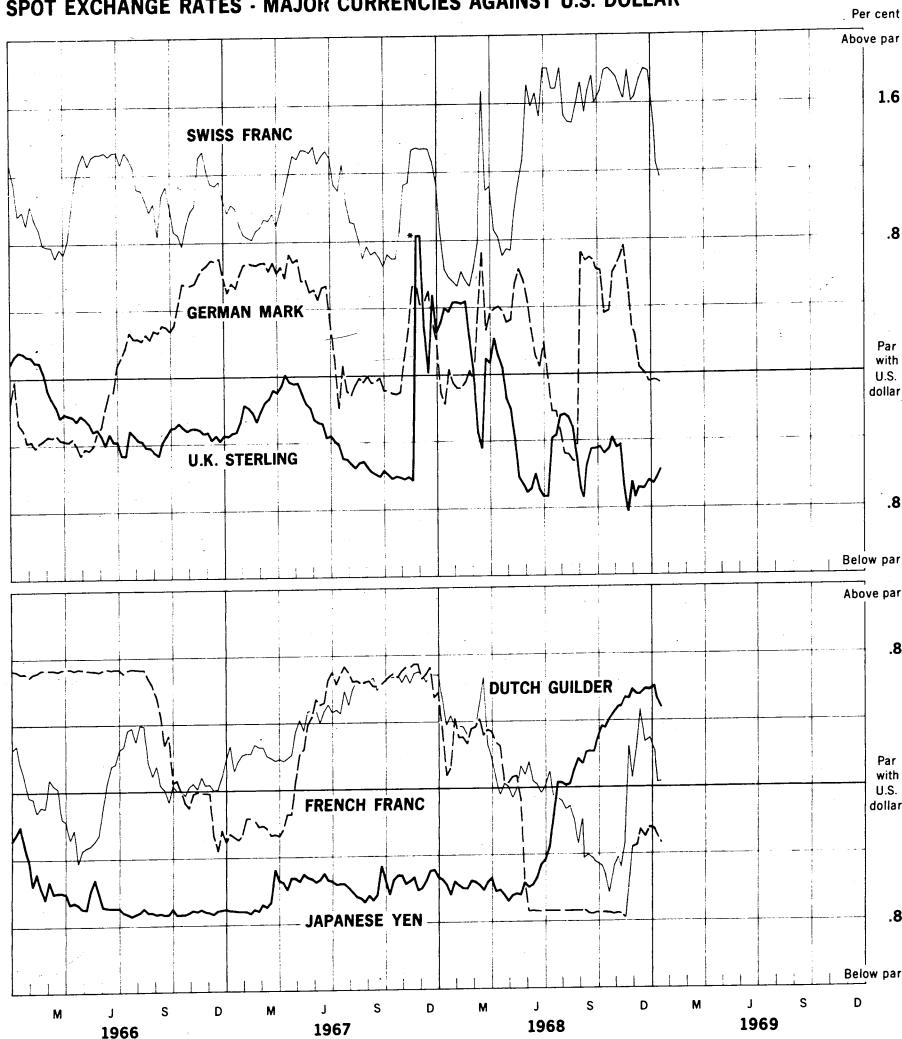
Weekly figures

Per cent per annum



- Average of yields for four foreign government dollar bonds quoted in London
- New series for Germany starts 7.9.65
- New series for Switzerland starts 3.3.67
- New series for Netherlands starts 1.7.66
- New series for Switzerland starts 8.2.68

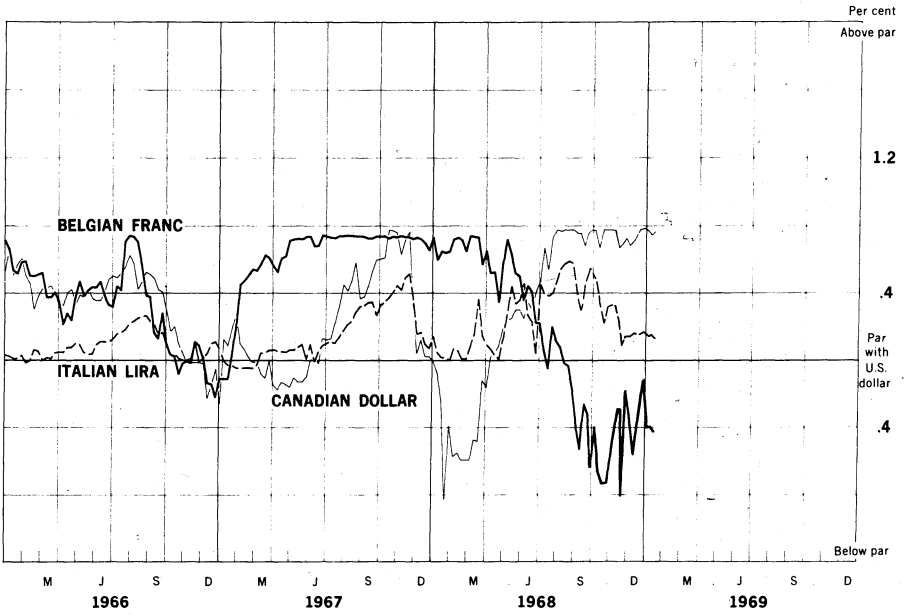
**SPOT EXCHANGE RATES - MAJOR CURRENCIES AGAINST U.S. DOLLAR**



\*Revaluation of the pound sterling from \$2.80 to \$2.40.

Chart 8B

### SPOT EXCHANGE RATES - MAJOR CURRENCIES AGAINST U.S. DOLLAR



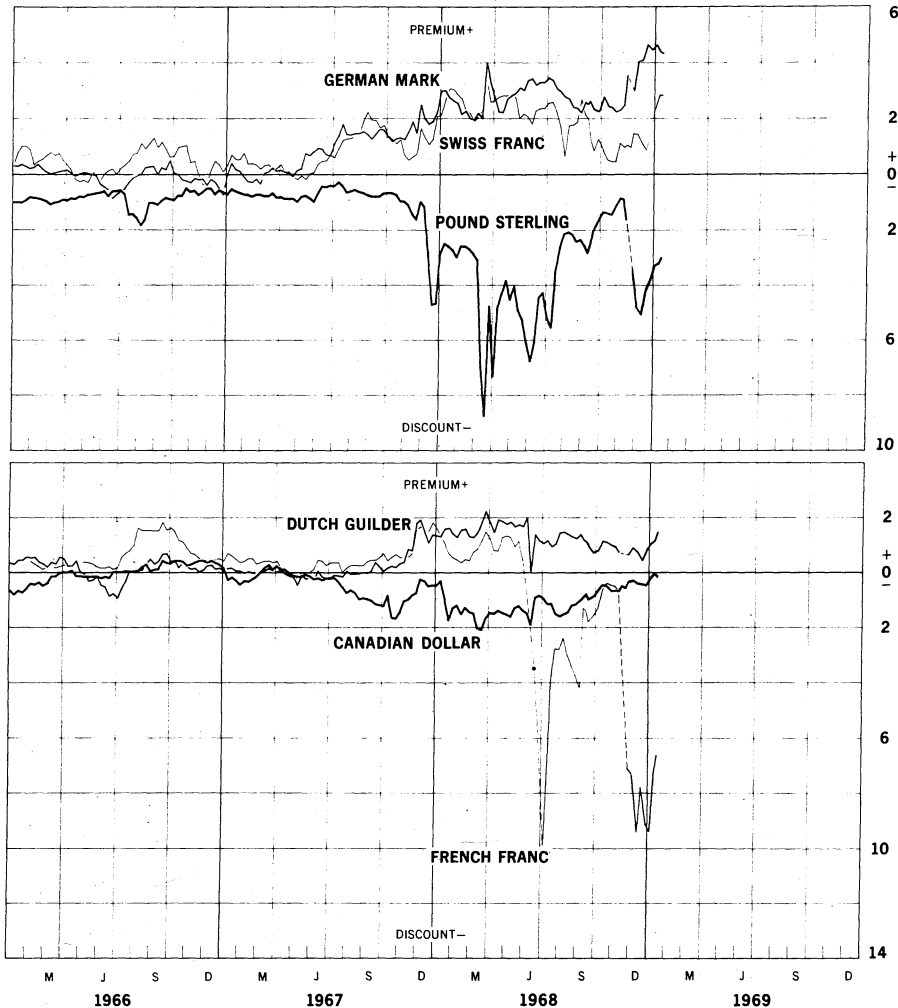
13

Chart 9A

### 3-MONTH FORWARD EXCHANGE RATES

AGAINST U.S. DOLLARS—NEW YORK  
Friday figures

Per cent per annum



### 3-MONTH FORWARD EXCHANGE RATE

AGAINST POUND STERLING—LONDON

Friday figures

Per cent per annum

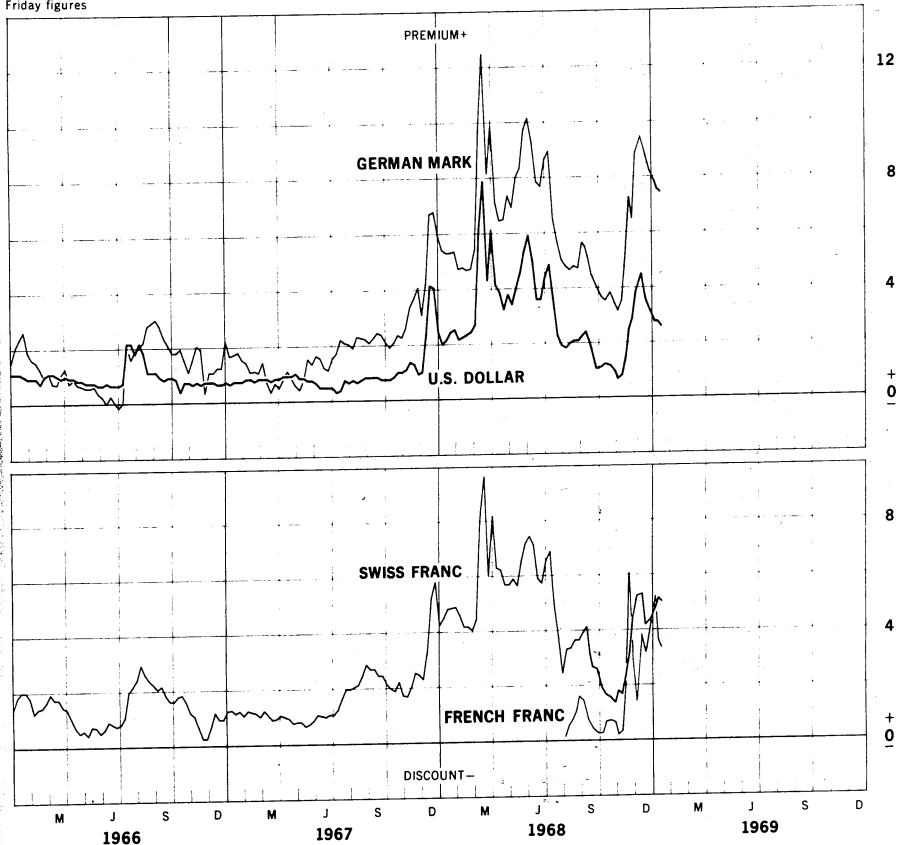
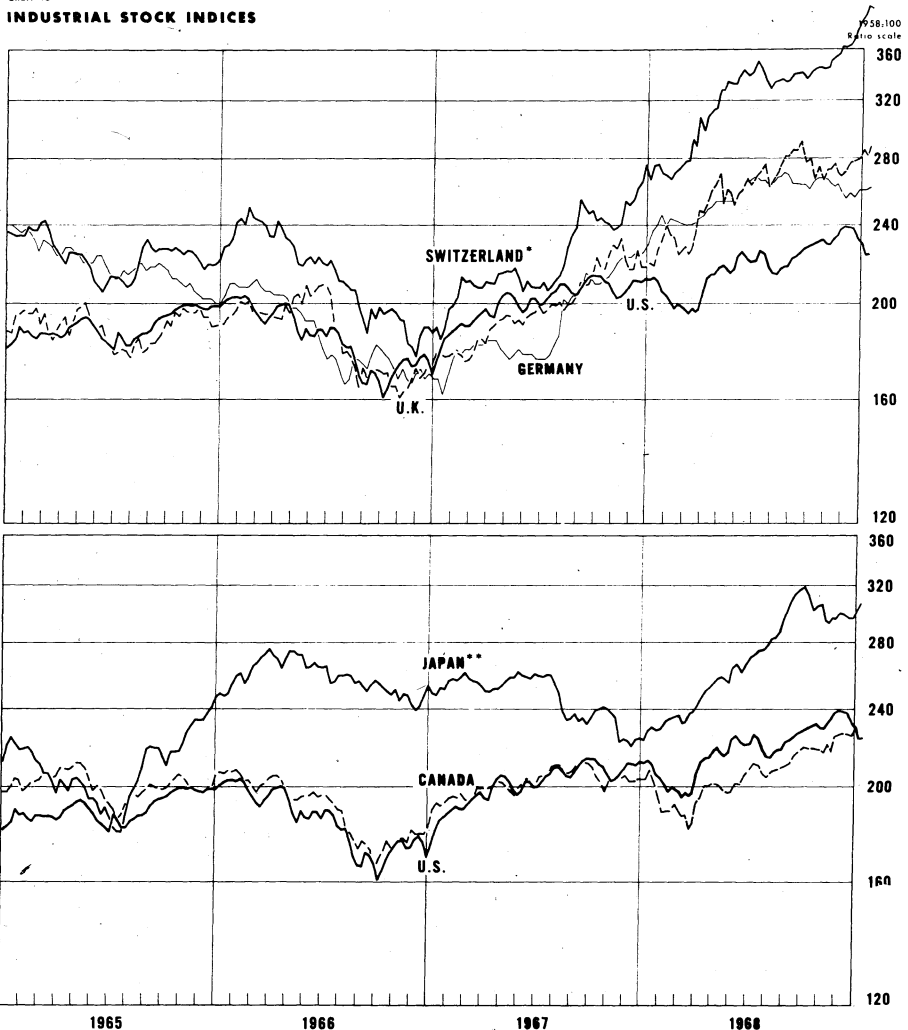


Chart 10

**INDUSTRIAL STOCK INDICES**



\* Swiss Bank Corporation industrial stock index.  
\*\* Japan index of 225 industrial and other stocks traded on the Tokyo exchange

H. 13  
No. 386II. a. Latest Figures Plotted in H. 13 Series  
(all figures in per cent per annum)Chart 1

<u>Upper Panels</u> (Wednesday, Jan. 15 )	
Euro-\$ deposit	<u>7.44</u>
U.S. certif. of deposit	<u>6.56</u>
<u>Lower Panels</u> (Wednesday, Jan. 15 )	
Call Euro-\$ deposit	<u>7.65</u>
Federal Funds	<u>6.30</u>

Chart 2A

<u>Euro-\$ deposits</u> (Friday, Jan. 17 )	
<u>Upper Panel</u> Call	<u>7.12</u>
30-day	<u>7.50</u>
<u>Lower Panel</u> 90-day	<u>7.44</u>
180-day	<u>7.50</u>

Chart 2B

Hire-Purchase ( Jan. 10 )	<u>4.80</u>
Local Authority ( Jan. 10 )	<u>4.55</u>
Euro-\$ deposit ( Jan. 10 )	<u>7.69</u>

Chart 3

I. <u>Upper Panel</u> (Period: Jan. 8-15 )	
Interbank Loan (mid-point)	<u>3.88</u>
Euro-\$ deposits (average)	<u>3.18</u>
<u>Lower Panel</u> (date: Jan. 8-5)	
Zurich 3-mo. deposit	<u>4.00</u>
Euro-\$ rate (covered) (Jan. 15)	<u>4.71</u>
II. Price of Gold (London)	<u>42.37</u>
(average-week ended Jan. 17)	

Chart 4

(Friday, Jan. 17 )	
Treasury bills: Canada	<u>6.18</u>
U.S.	<u>6.01</u>
Spread (favor Canada +)	<u>+0.17</u>
Forward Canadian dollar	<u>-0.13</u>
Net incentive (Canada +)	<u>+0.04</u>
Canadian Finance paper	<u>6.69</u>

Chart 5A

(Friday, Jan. 17 )

U.K. Local Authority deposit	<u>8.00</u>
Treasury bills: U.K.	<u>6.66</u>
U.S.	<u>6.01</u>

Chart 5B

Spread (favor U.K. +)	<u>+0.65</u>
Forward rate	<u>-2.99</u>
Net incentive (U.K. +)	<u>-2.34</u>

Chart 6Upper Panel (Friday, Jan. 17 )

Treasury Bills U.S.	<u>6.01</u>
U.K.	<u>6.66</u>
Canada	<u>6.18</u>
Euro-\$ deposit (London)	<u>7.44</u>

Lower Panel

German Interbank loan rate	
(Jan. 8-15)	<u>3.88</u>
Zurich 3-month deposit (Jan. 15)	<u>4.00</u>
Japan Composite Rate (Nov. 30)	<u>7.38</u>
U.S. Treasury bills (Jan. 17)	<u>6.01</u>



H. 13  
No. 386

II. b

Chart 7

Upper Panel

U.S. Gov't. (Wed., Jan. 15 ) 5.71  
Netherlands Govt. (Fri., Jan. 3 ) n.a.  
Canadian Gov't. (Wed., Jan. 8 ) 7.43  
Swiss Gov't. Composite  
(Fri., Jan. 10 ) 4.40

Middle Panel

German Fed., (Fri., Jan. 10 ) 6.20  
U.K. War Loan (Thus., Jan. 16 ) 8.32  
Euro-\$ bonds (Fri., Jan. 17 ) 7.54

Lower Panel

U.S. Euro-bonds ( Dec. 31 ) 7.17  
U.S. Corporate Aaa ( Dec. 31 ) 6.45

Chart 8A  
(Friday, Jan. 17 )

Upper Panel

Swiss francs 4.16  
German marks -0.05  
U.K. f sterling -0.58

Lower Panel

French francs -0.34  
Dutch guilders +0.03  
Japanese yens +0.48

Chart 8B  
(Friday, Jan. 17 )

Belgian francs -0.43  
Canadian dollars +0.77  
Italian lira +0.13

Chart 9A

(Friday, Jan. 17 )

Against U.S. dollars

Upper Panel

Swiss francs +2.87  
German marks +4.33  
f sterling -2.99

Lower Panel

French franc -6.63  
Dutch guilder +1.50  
Canadian dollar -0.13

Chart 9B  
(Friday, Jan. 17 )

Against pound sterling

Upper Panel

German mark +7.55  
U.S. dollar +2.77

Lower panel

Swiss franc +5.15  
French franc +3.63

Chart 10  
(Index; 1958 = 100)

Upper Panel

U.K. ( Jan. 17 ) 287.1  
Germany ( Jan. 17 ) 262.0  
Switzerland ( Jan. 17 ) 399.1

Lower Panel

U.S. ( Jan. 17 ) 224.4  
Canada ( Jan. 9 ) 226.1  
Japan ( Jan. 17 ) n.a.