

H. 13  
No. 330

December 20, 1967.

**CAPITAL MARKET DEVELOPMENTS ABROAD**

*Capital  
Market*

- I. Ten Charts on Financial Markets Abroad
- II. Latest Figures Plotted in H.13 Chart Series, 1967

I. Ten Charts on Financial Markets Abroad

- Chart 1 - New York, London, Montreal: Yields for U.S. Dollar Investors on 3-month Funds
- Chart 2 - London: Yields for U.S. Dollar Investors on 3-month Funds
- Chart 3 - Interest Arbitrage: Frankfurt/London, Zurich/London
- Chart 4 - Interest Arbitrage: New York/Canada
- Chart 5 - Interest Arbitrage: New York/London
- Chart 6 - Short-term Interest Rates
- Chart 7 - Long-term Bond Yields
- Chart 8 - Spot Exchange Rates--Major Currencies Against U.S. Dollar
- Chart 9 - 3-month Forward Exchange Rates
- Chart 10 - Industrial Stock Indices

Europe and British Commonwealth Section.

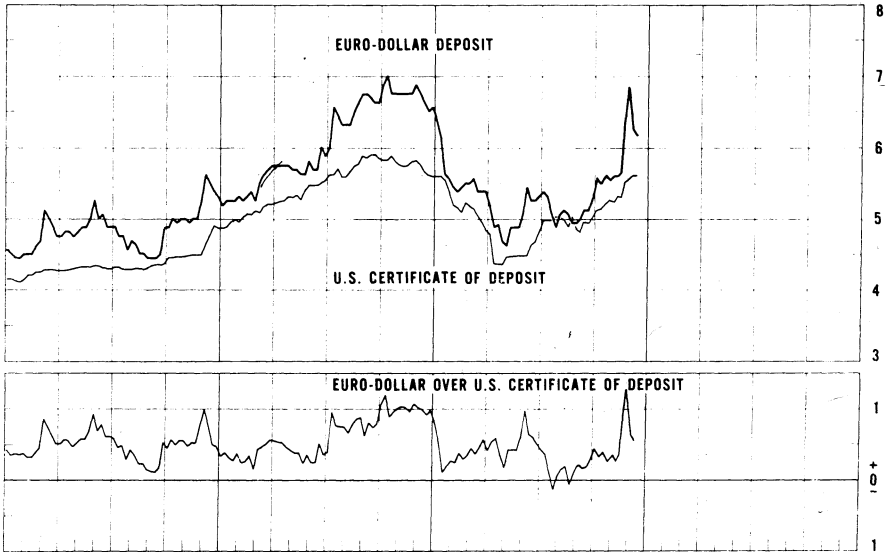
OFFICIAL USE ONLY  
(Decontrolled after six months)

Chart 1

**NEW YORK, LONDON, MONTREAL:  
YIELDS FOR U.S. DOLLAR INVESTORS ON 3-MONTH FUNDS  
DOLLAR DEPOSIT RATES: NEW YORK-LONDON**

Wednesday figures

Per cent per annum



**FINANCE CO. PAPER RATES (covered): QUOTED IN NEW YORK**

Friday figures

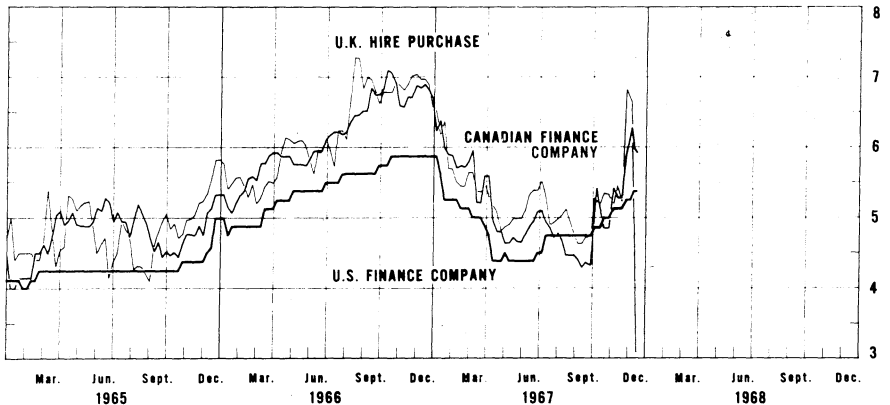


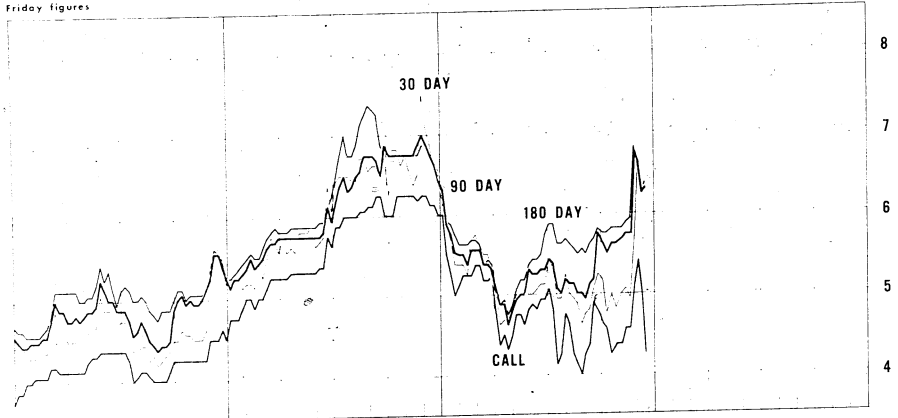
Chart 2

**LONDON: YIELDS FOR U.S. DOLLAR INVESTORS ON 3-MONTH FUNDS**

**EURO-DOLLAR DEPOSIT RATES**

Friday figures

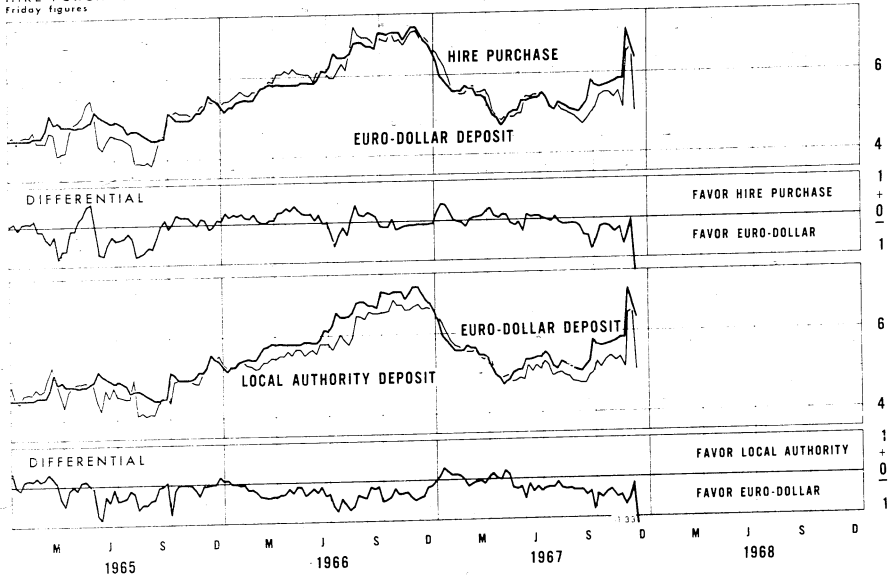
Per cent per annum



**HIRE PURCHASE AND LOCAL AUTHORITY DEPOSIT RATES (covered)**

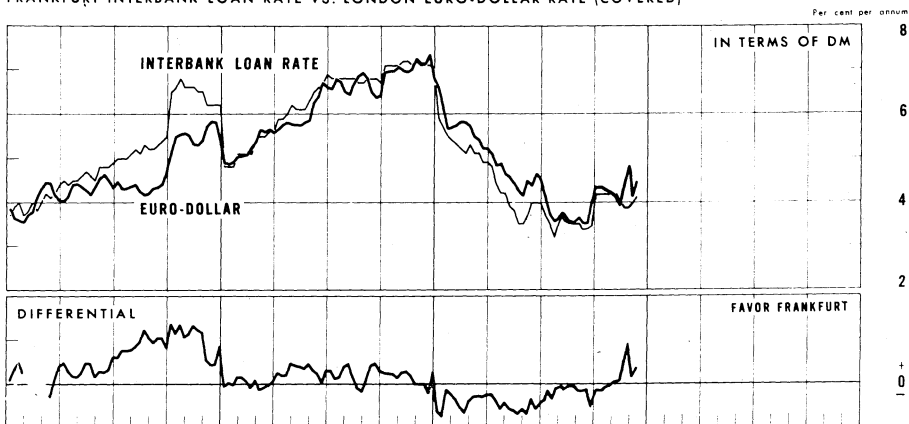
Friday figures

Per cent per annum



**I INTEREST ARBITRAGE: FRANKFURT/LONDON, ZURICH/LONDON**

FRANKFURT INTERBANK LOAN RATE VS. LONDON EURO-DOLLAR RATE (COVERED)



ZURICH DEPOSIT RATE VS. LONDON EURO-DOLLAR RATE (COVERED)

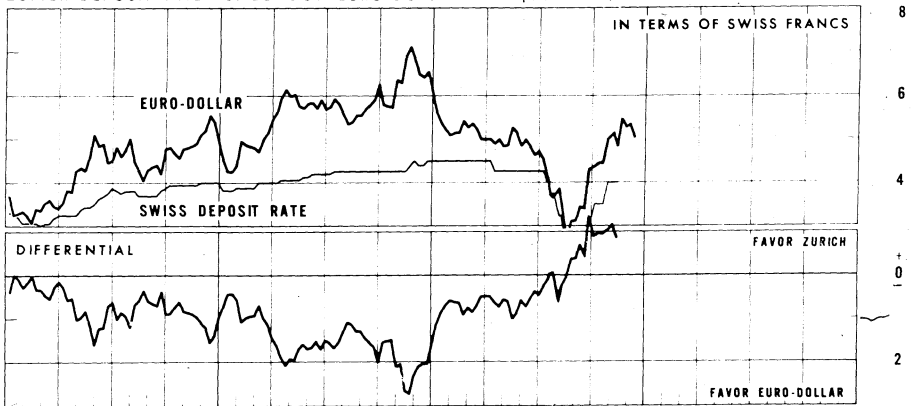
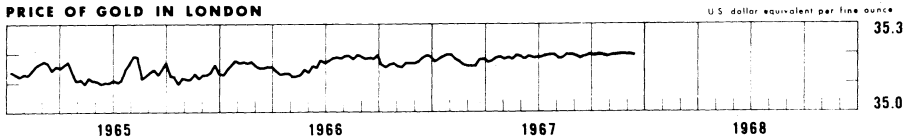
**II PRICE OF GOLD IN LONDON**

Chart 4

### INTEREST ARBITRAGE, UNITED STATES/CANADA

Friday figures

Per cent per annum

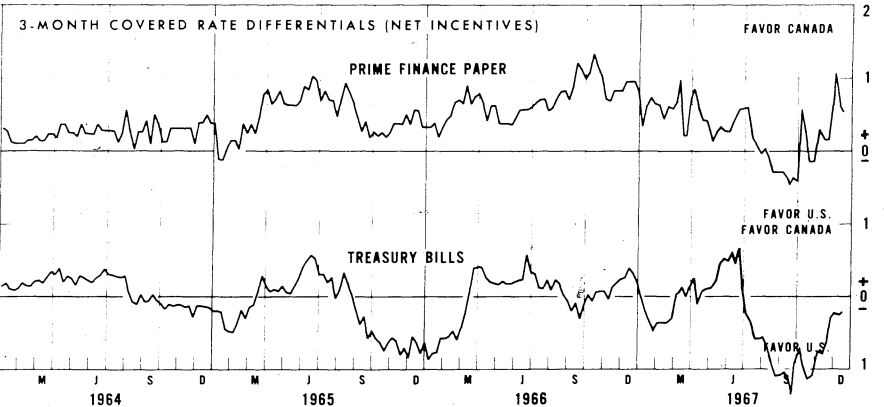
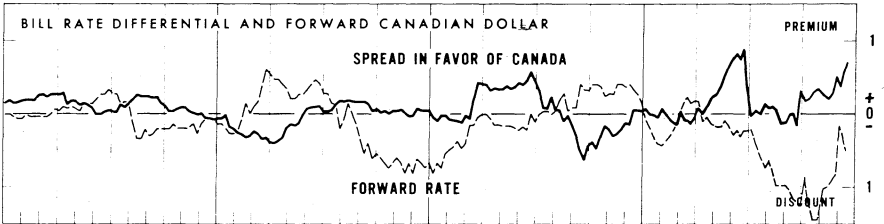
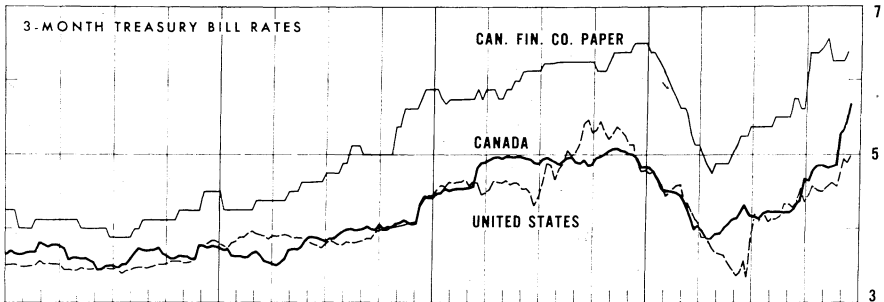


Chart 5  
**INTEREST ARBITRAGE, NEW YORK/LONDON**

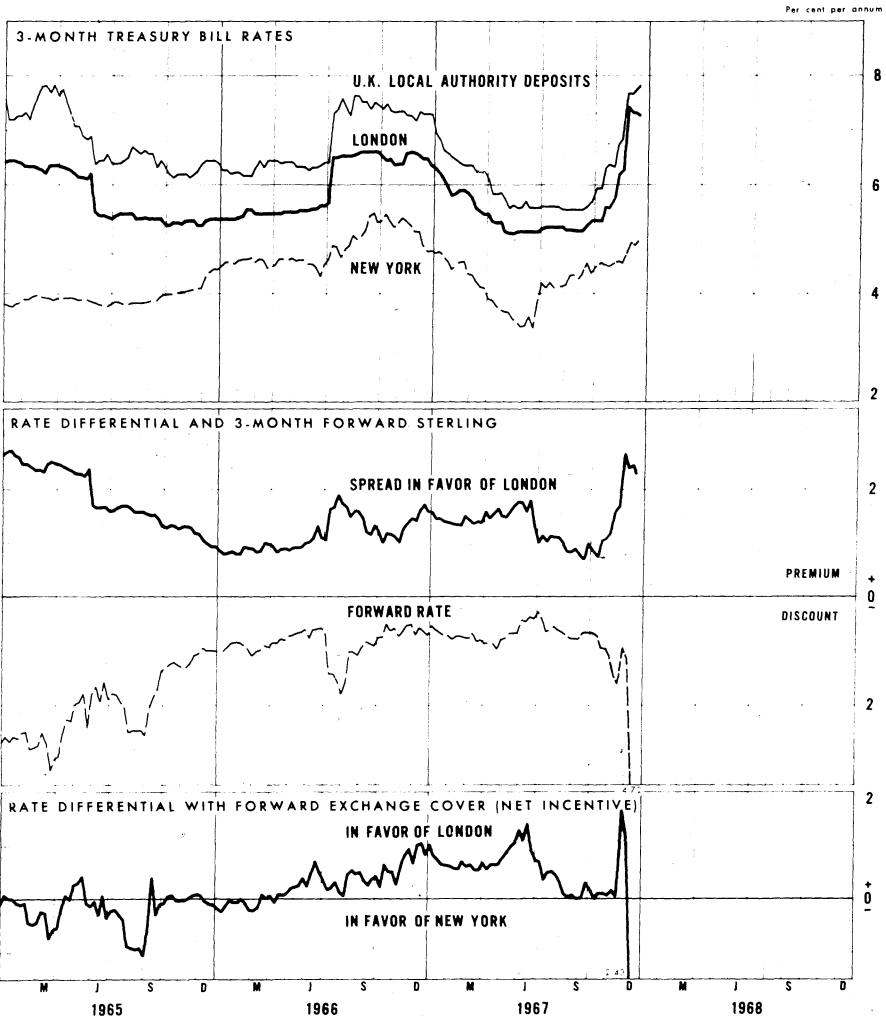
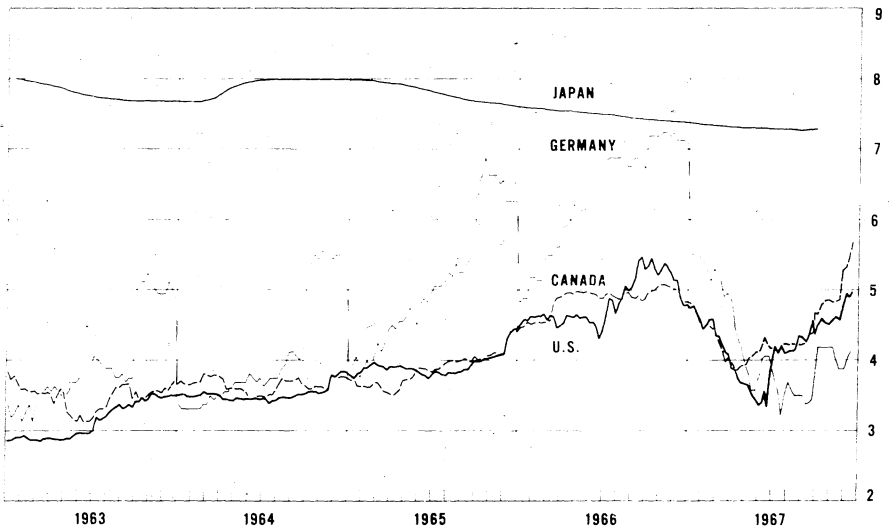
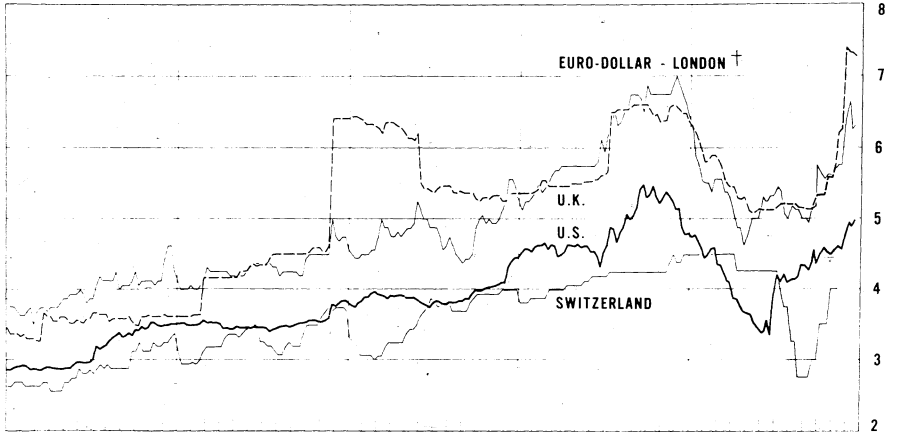


Chart 6

**SHORT-TERM INTEREST RATES \***

Per cent per annum



\* 3 month treasury bill rates for all countries except Japan (Average rate on bank loans and discounts), Switzerland (3 month deposit rate) and Germany (interbank loan rate)

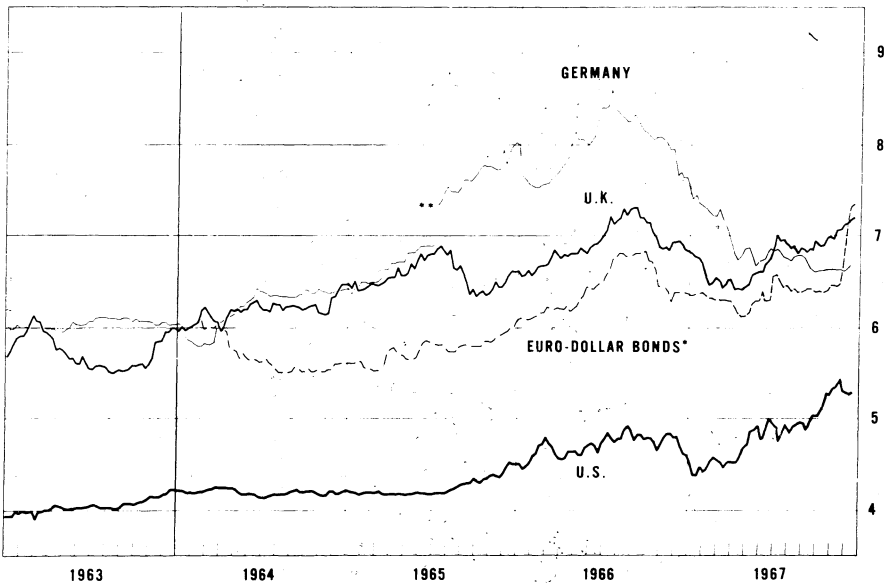
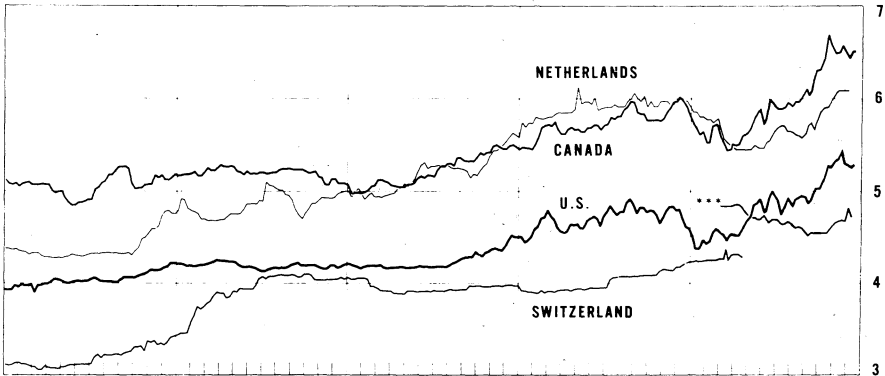
† 3 month rate for U.S. dollar deposits in London

Chart 7

# LONG-TERM BOND YIELDS

Weekly figures

Per cent per annum

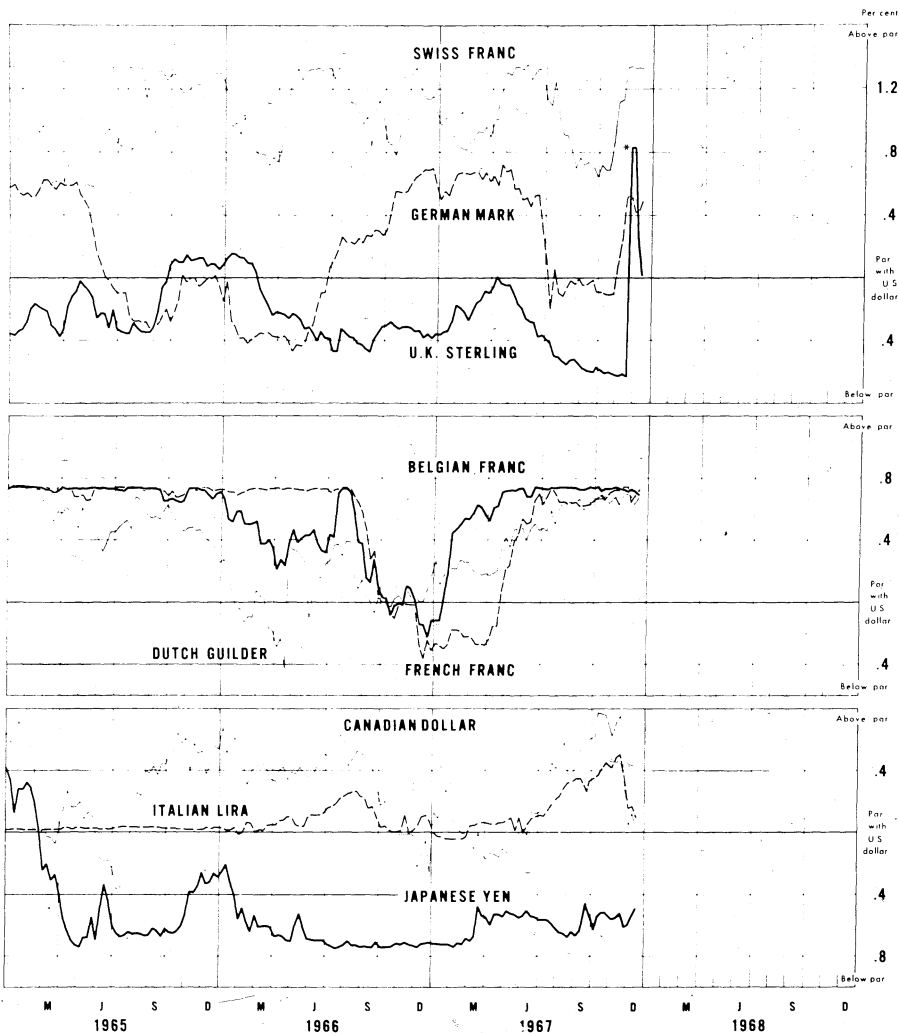


- Average of yields for four foreign government dollar bonds quoted in London
- New series for Germany starts 7 9 65
- New series for Switzerland starts 3 3 67



Chart E

### SPOT EXCHANGE RATES - MAJOR CURRENCIES AGAINST U.S. DOLLAR

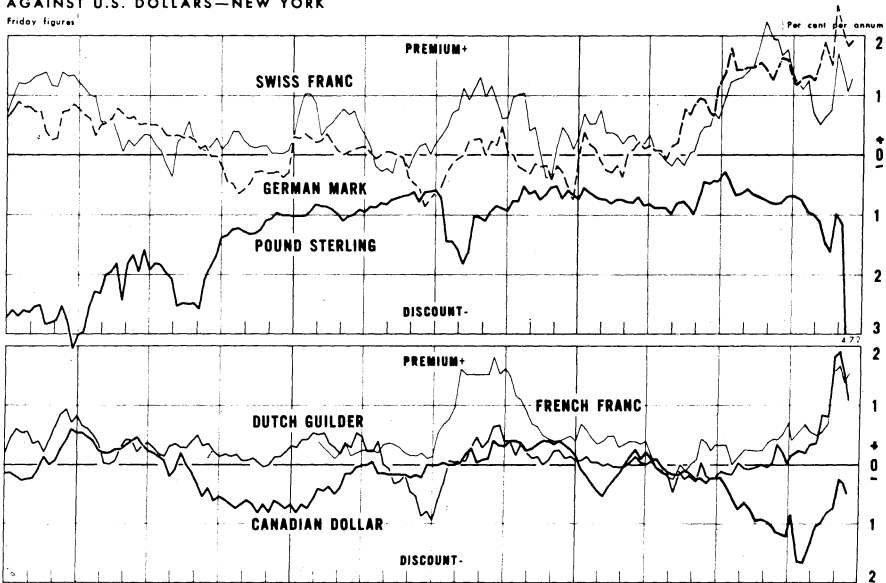


\* Devaluation of the pound sterling from \$2.60 to \$2.40

Chart 9

**3-MONTH FORWARD EXCHANGE RATES  
AGAINST U.S. DOLLARS—NEW YORK**

Friday figures



**AGAINST POUND STERLING—LONDON**

Friday figures

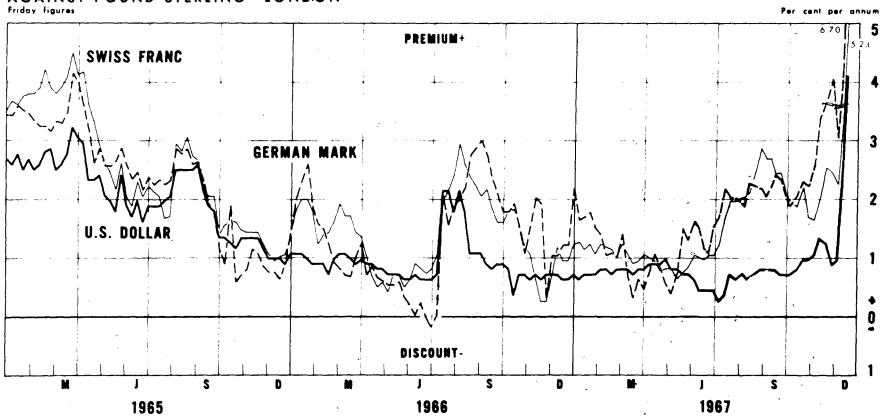
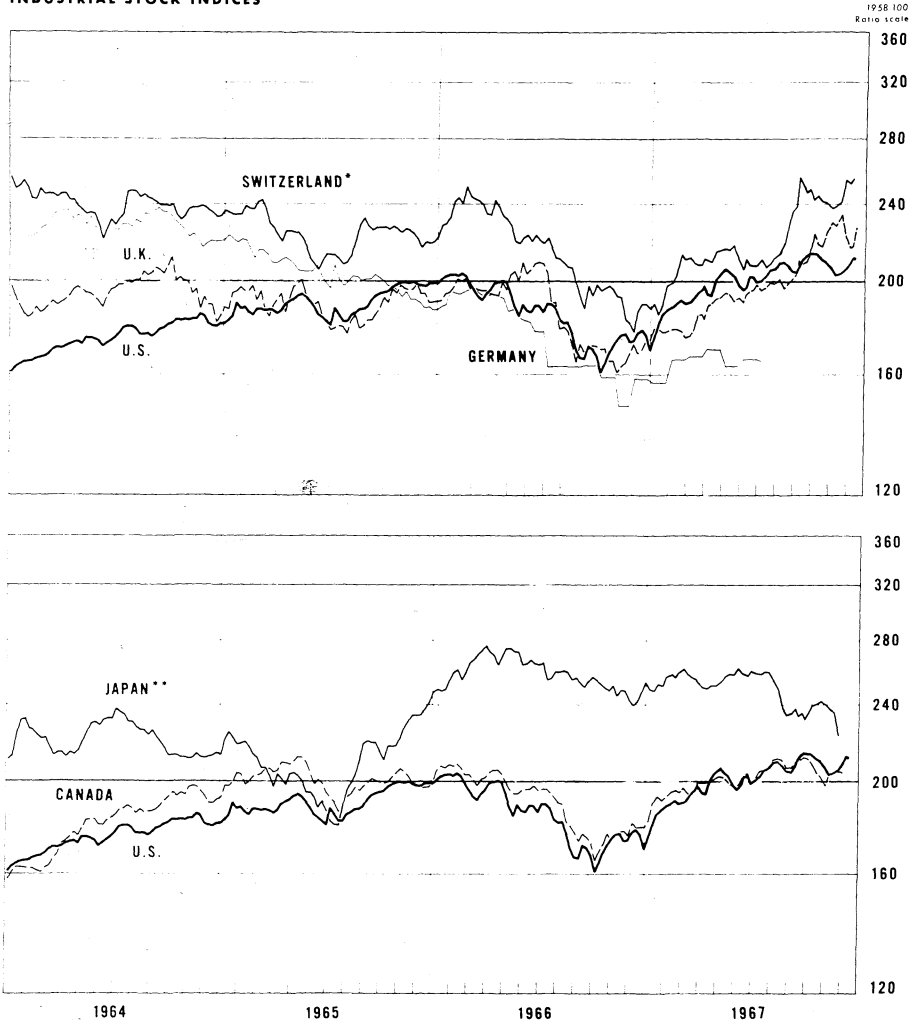


Chart 10

**INDUSTRIAL STOCK INDICES**



\* Swiss Bank Corporation Industrial Stock Index.  
\*\* Japan Index of 225 Industrial and other stocks traded on the Tokyo exchange.

II. Latest Figures Plotted in H.13 Chart Series, 1967  
(all figures per cent per annum)

Chart 1  
Upper Panel (Wednesday, Dec. 13)

Euro- $\$$  deposit 6.18  
U.S. certif. of deposit 5.62

Lower Panel (Friday, Dec. 15)

Finance co. paper: U.S. 5.38  
Canada 5.93  
Hire-purchase paper, U.K. 3.09

Chart 2  
(Friday, Dec. 15)

Euro- $\$$  deposits:

Call 4.25 90-day 6.31  
30-day 6.38 180-day 6.38

Hire-purchase paper 5.01  
(Dec. 8)  
Local-authority deposit 5.01  
(Dec. 8)

Chart 3  
Upper Panel (Period: Dec. 8-15)

Interbank loan (mid-point) 4.12  
Euro- $\$$  deposit (average) 4.48

Lower Panel (Date: Nov. 15)

Zurich 3-month deposit 4.00  
Price of gold 35.195  
(Friday, Dec. 8)

Chart 4  
(Friday, Dec. 15)

Treasury bills: Canada 5.69  
U.S. 4.98  
Spread favor Canada + .71  
Forward Canadian  $\$$  - .50  
Net incentive (Canada +) - .21  
Canadian finance paper 6.38

Chart 5  
(Friday, Dec. 15)

Treasury bills: U.K. 7.27  
U.S. 4.98  
Spread favor U.K. +2.29  
Forward pound -4.72  
Net incentive (U.K. +) -2.43

Chart 6  
(Friday, Dec. 15)

Treasury bills: U.S. 4.98  
U.K. 7.27  
Canada 5.69  
Interbank loan rate (German) 4.12  
(Dec. 8-15)  
Euro- $\$$  deposit (London) 6.31  
Zurich 3-month deposit  
(Date: Nov. 15) 4.00  
Japan composite rate  
(Date: Sept. 29) 7.29

Chart 7

U.S. Gov't. (Wed., Dec. 13) 5.29  
U.K. War Loan (Thurs., Dec. 14) 7.20  
German Fed. (Fri., Dec. 15) 6.68  
Swiss Confed. (Fri., Nov. 31) 4.81  
(Fri., Dec. 7) 4.73  
Canadian Gov't. (Wed., Dec. 13) 6.51  
Netherlands Gov't. perpetual 3%  
(Friday, Dec. 1) 6.09  
Euro- $\$$  bonds (Fri., Dec. 15) 7.35

For descriptions and sources of data, see special supplement to H.13, Number 239, March 16, 1966.