


August 16, 1967.

H. 13
No. 312**CAPITAL MARKET DEVELOPMENTS ABROAD**

- I. Ten Charts on Financial Markets Abroad
- II. Latest Figures Plotted in H.13 Chart Series, 1967

*Capital
market*

I. Ten Charts on Financial Markets Abroad

- Chart 1 - New York, London, Montreal: Yields for U.S. Dollar Investors on 3-month Funds
- Chart 2 - London: Yields for U.S. Dollar Investors on 3-month Funds
- Chart 3 - Interest Arbitrage: Frankfurt/London, Zurich/London
- Chart 4 - Interest Arbitrage: New York/Canada
- Chart 5 - Interest Arbitrage: New York/London
- Chart 6 - Short-term Interest Rates
- Chart 7 - Long-term Bond Yields
- Chart 8 - Spot Exchange Rates--Major Currencies Against U.S. Dollar
- Chart 9 - 3-month Forward Exchange Rates
- Chart 10 - Industrial Stock Indices

Europe and British Commonwealth Section.

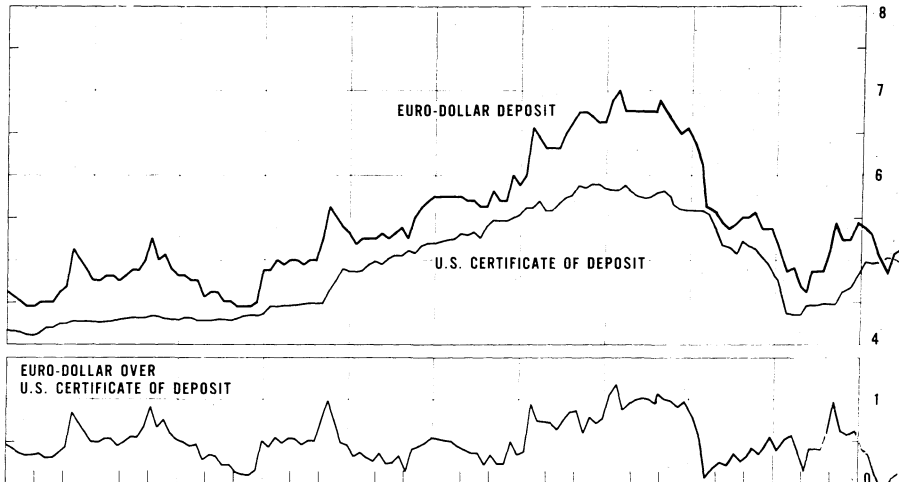
OFFICIAL USE ONLY
(Decontrolled after six months)

Chart 1

**NEW YORK, LONDON, MONTREAL:
YIELDS FOR U.S. DOLLAR INVESTORS ON 3-MONTH FUNDS
DOLLAR DEPOSIT RATES: NEW YORK-LONDON**

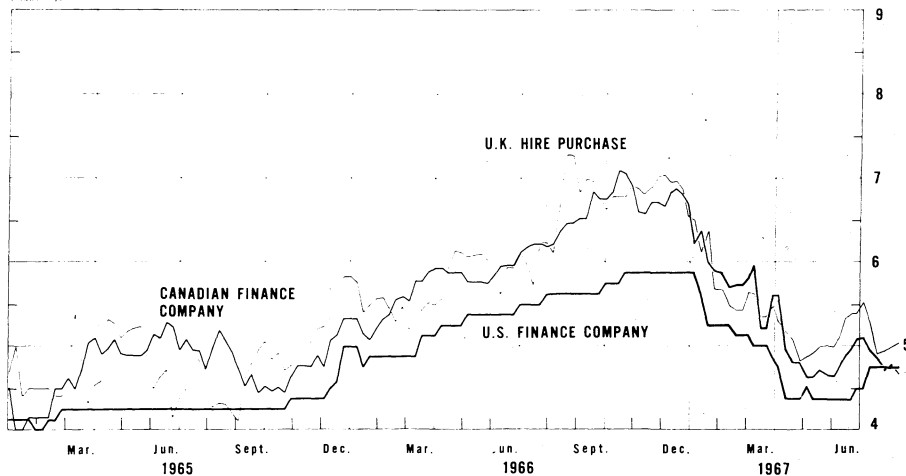
Wednesday figures

Per cent per annum



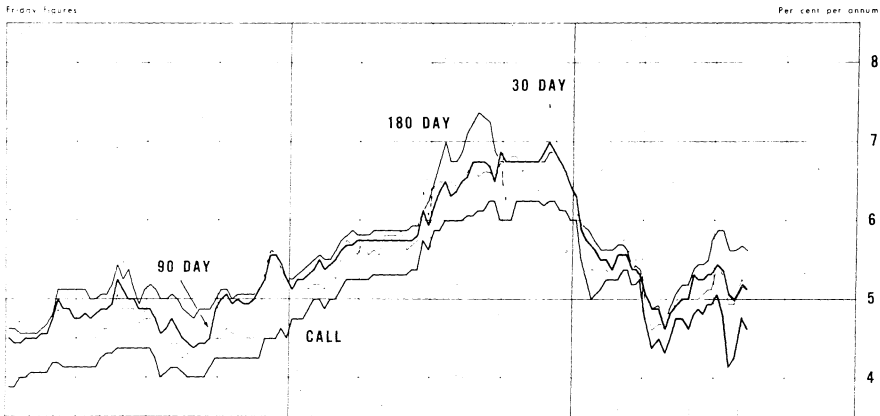
FINANCE CO. PAPER RATES (covered): QUOTED IN NEW YORK

Friday figures



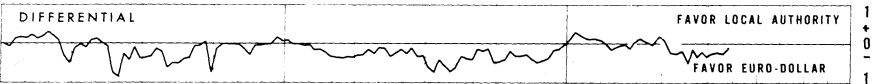


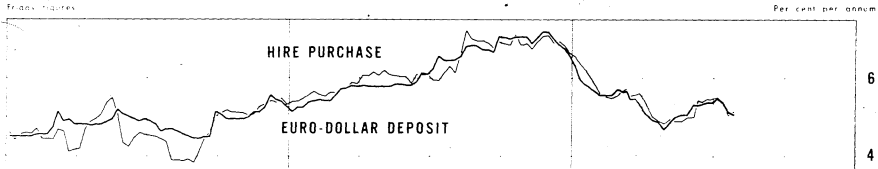
LONDON: YIELDS FOR U.S. DOLLAR INVESTORS ON 3-MONTH FUNDS EURO-DOLLAR DEPOSIT RATES

Fraser figures



HIRE PURCHASE AND LOCAL AUTHORITY DEPOSIT RATES (covered)

Fraser figures



1965

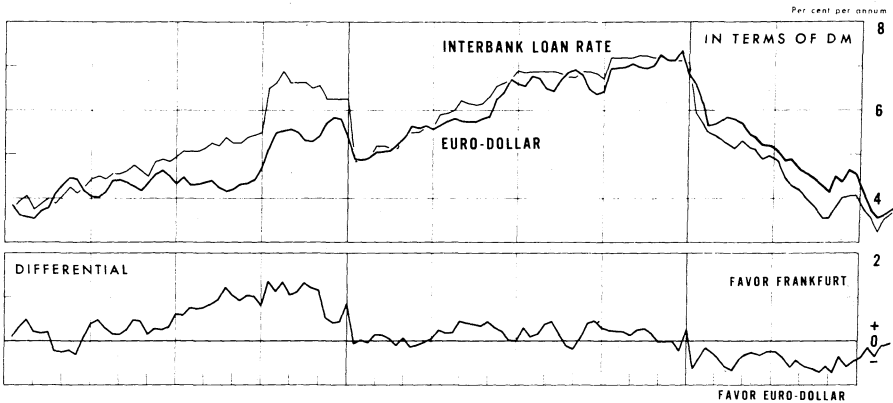
1966

1967

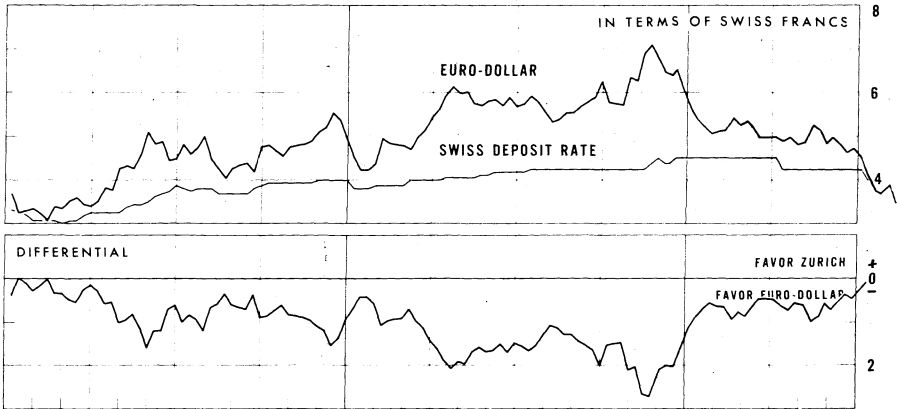
Chart 3

I INTEREST ARBITRAGE: FRANKFURT/LONDON, ZURICH/LONDON

FRANKFURT INTERBANK LOAN RATE VS. LONDON EURO-DOLLAR RATE (COVERED)



ZURICH DEPOSIT RATE VS. LONDON EURO-DOLLAR RATE (COVERED)



II PRICE OF GOLD IN LONDON

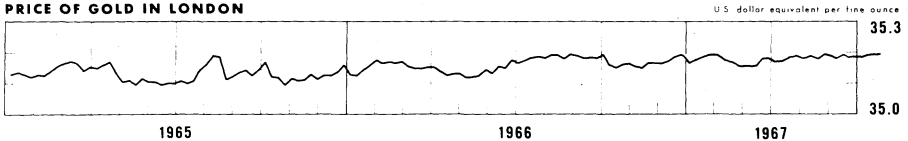


Chart 4

INTEREST ARBITRAGE, UNITED STATES/CANADA

Friday figures

Per cent per annum

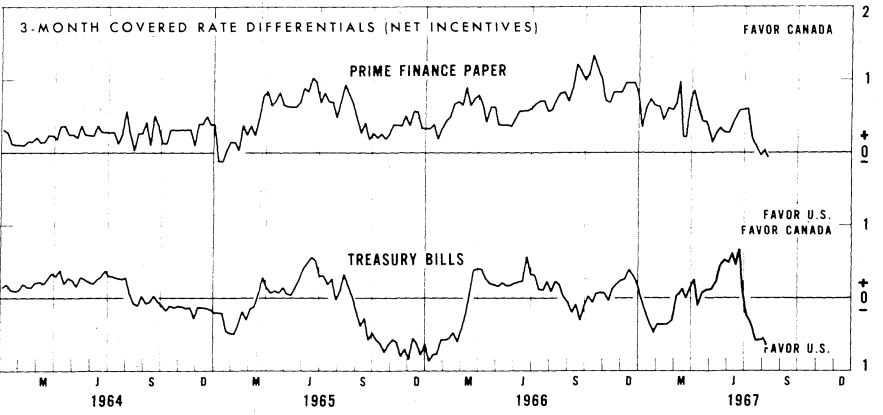
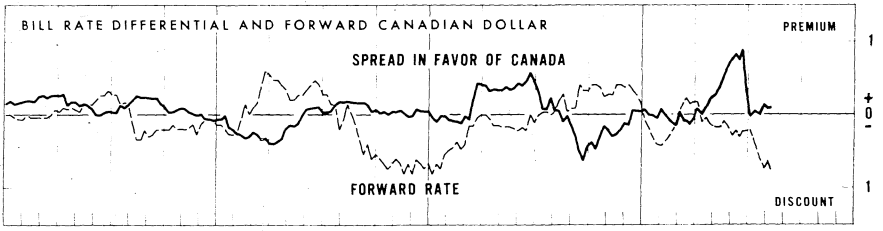
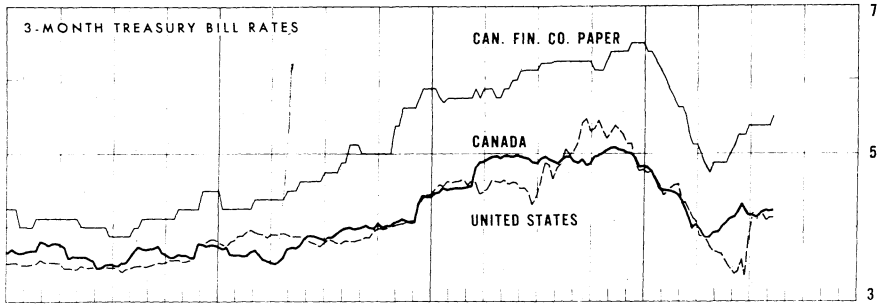


Chart 5

INTEREST ARBITRAGE, NEW YORK/LONDON

Per cent per annum

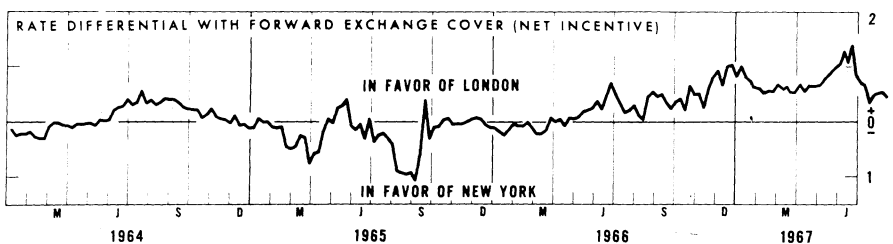
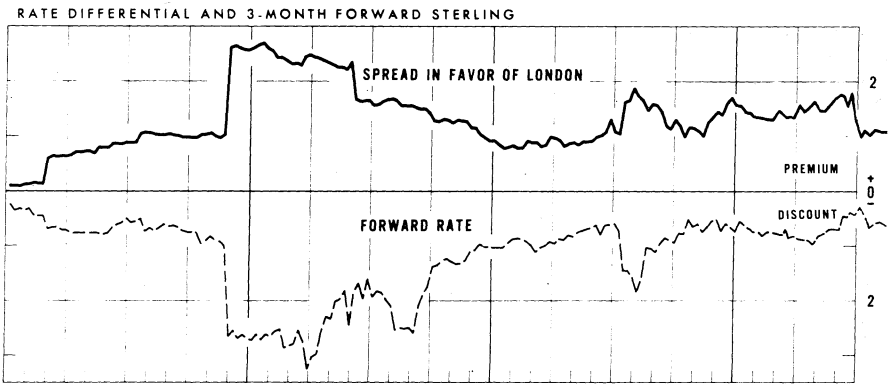
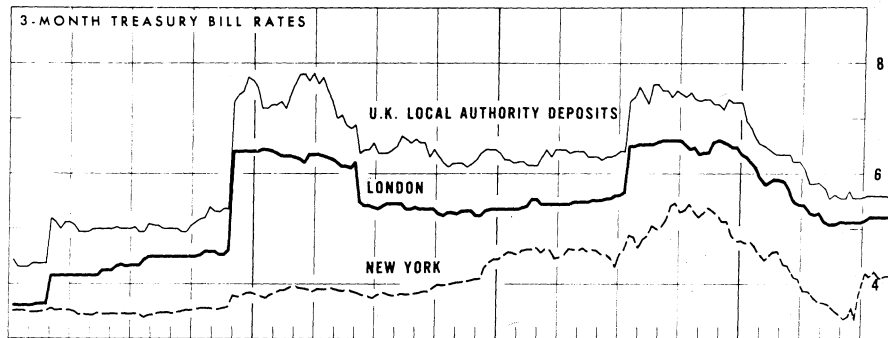
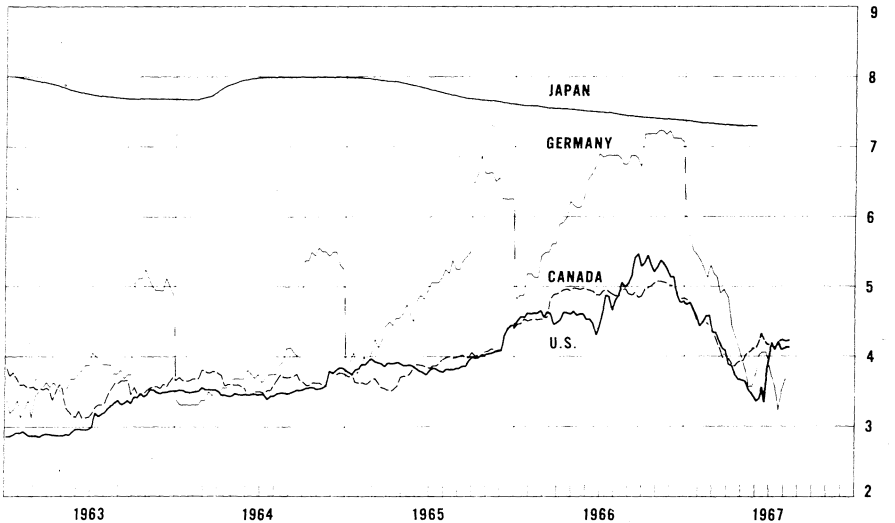
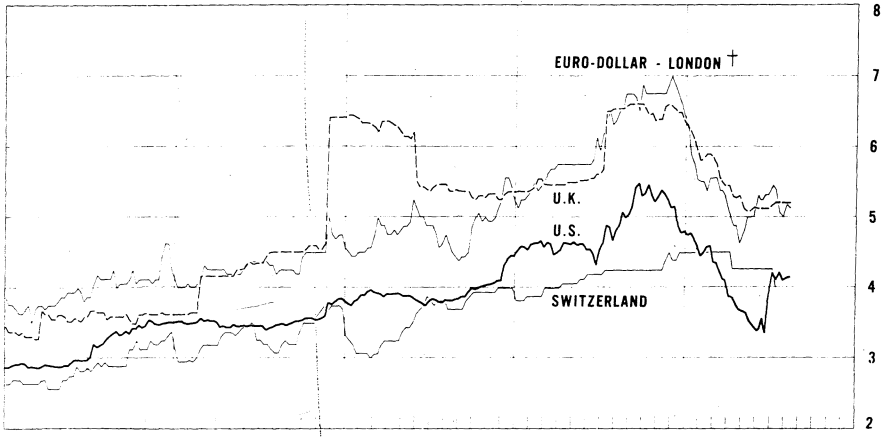


Chart 6

SHORT-TERM INTEREST RATES *

Per cent per annum



* 3 month treasury bill rates for all countries except Japan. (Average rate on bank loans and discounts), Switzerland (3-month deposit rate) and Germany (interbank loan rate).

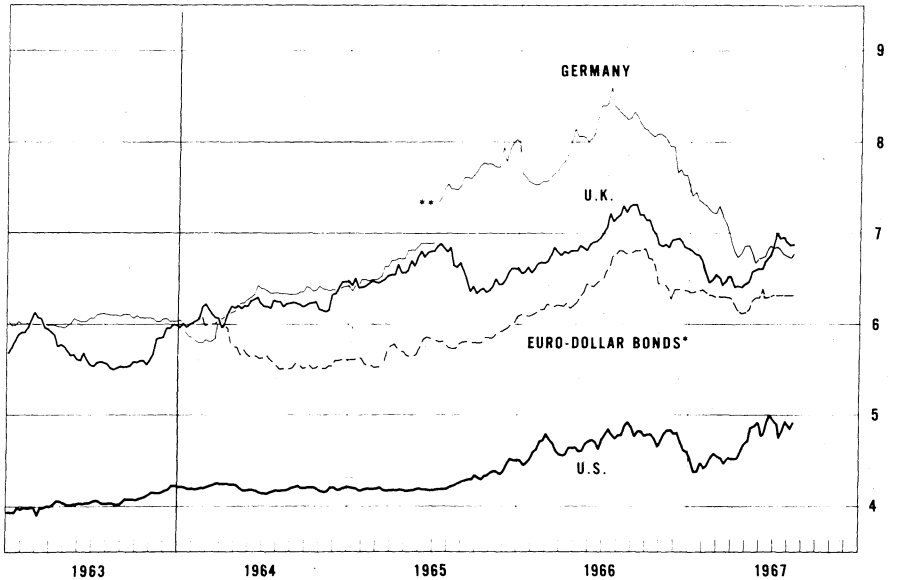
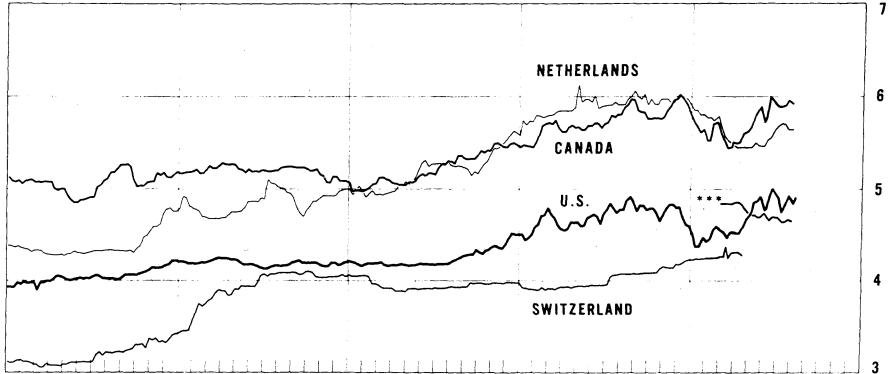
† 3-month rate for U.S. dollar deposits in London

Chart 7

LONG-TERM BOND YIELDS

Weekly figures

Per cent per annum



* Average of yields for four foreign government dollar bonds quoted in London
 ** New series for Germany starts 7.9.65
 *** New series for Switzerland starts 3.3.67

Chart 1

SPOT EXCHANGE RATES - MAJOR CURRENCIES AGAINST U.S. DOLLAR

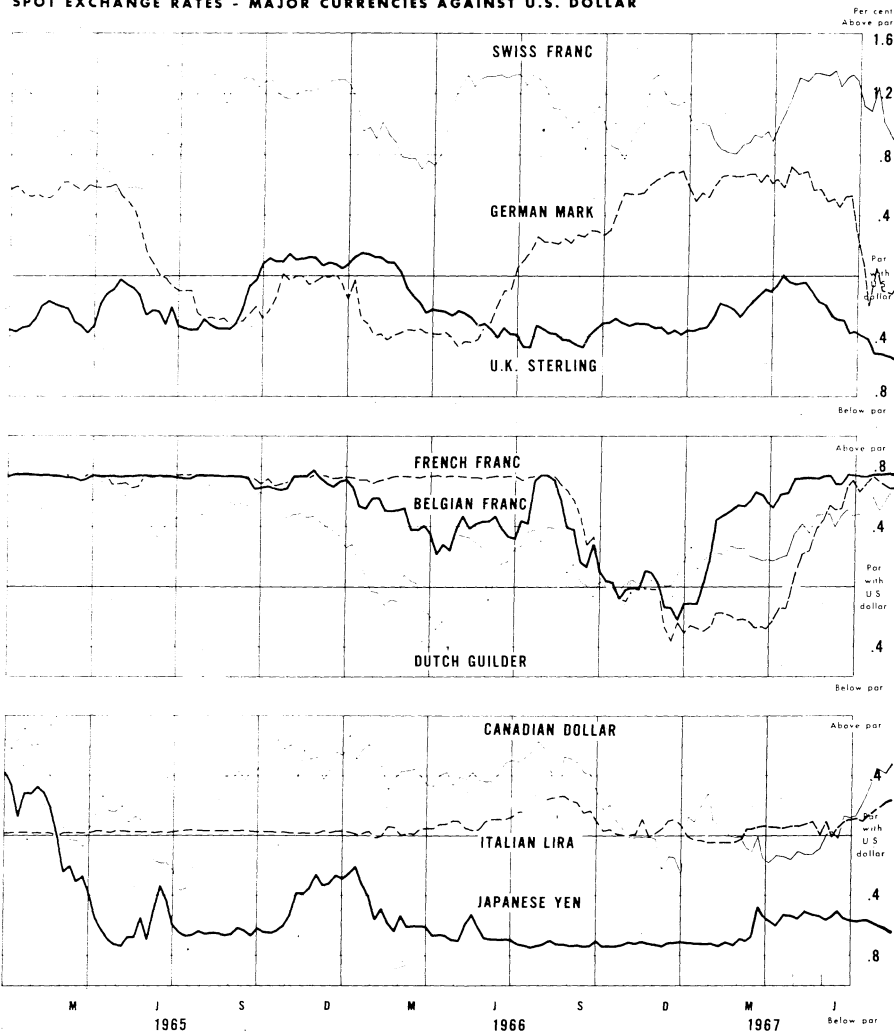
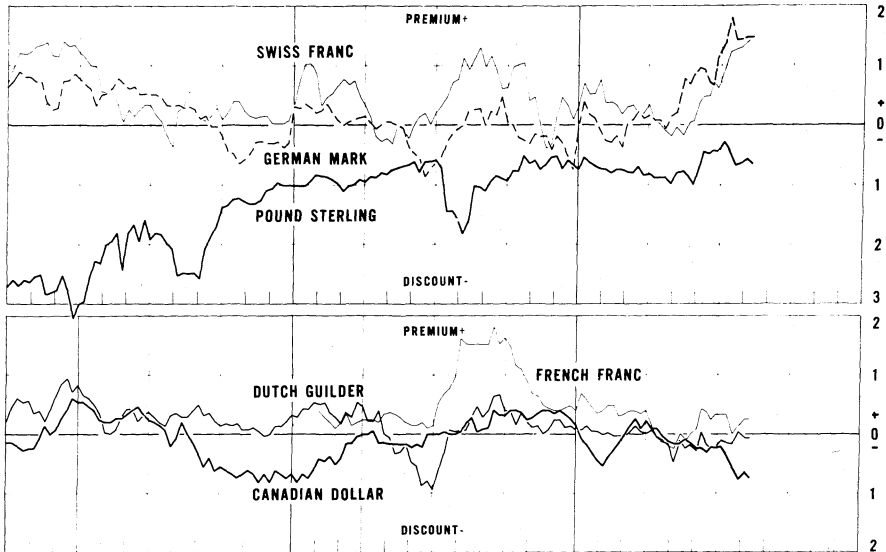


Chart 9

**3-MONTH FORWARD EXCHANGE RATES
AGAINST U.S. DOLLARS—NEW YORK**

Friday figures

Per cent per annum



AGAINST POUND STERLING—LONDON

Friday figures

Per cent per annum

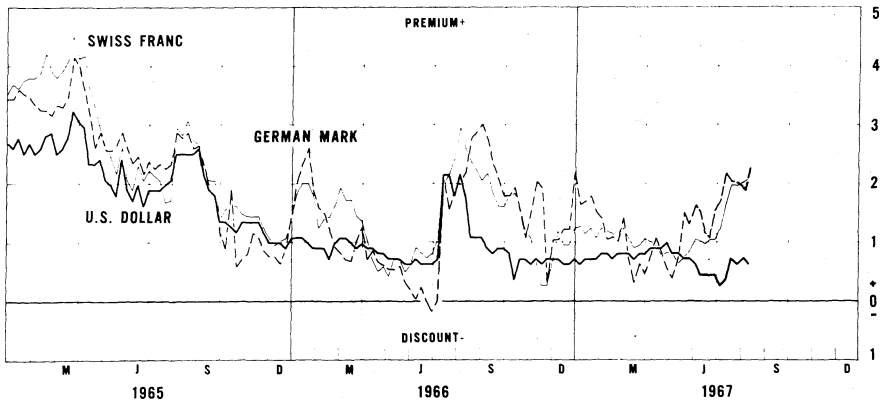
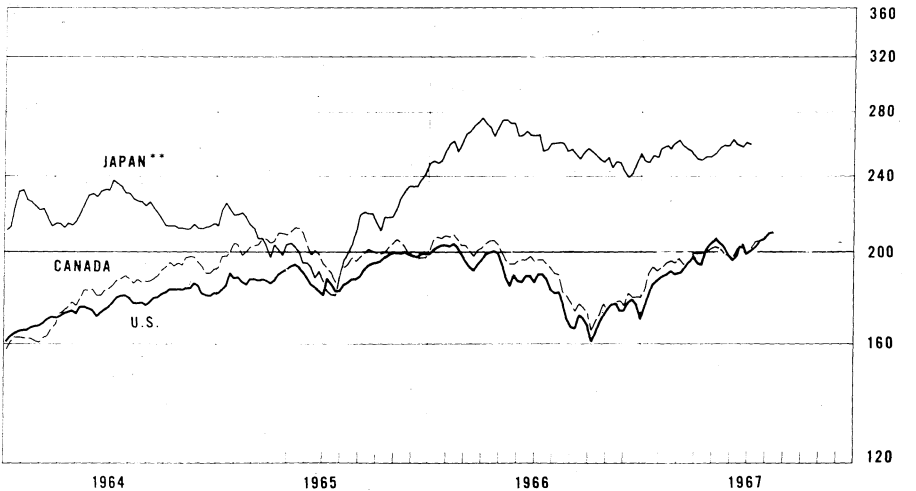
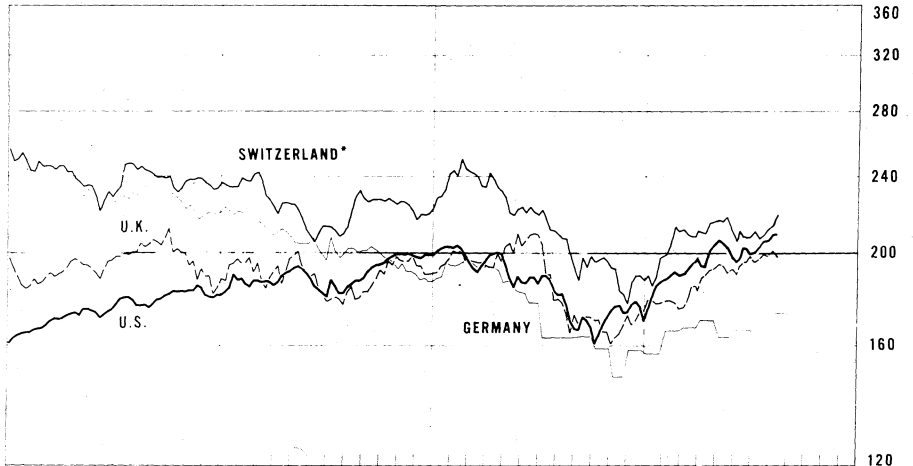


Chart 10

INDUSTRIAL STOCK INDICES

1958=100
Ratio scale



* Swiss Bank Corporation industrial stock index
** Japan index of 125 industrial and other stocks traded on the Tokyo exchange

II. Latest Figures Plotted in H.13 Chart Series, 1967
(all figures per cent per annum)

Chart 1
Upper Panel (Wednesday, August 9)

Euro-\$ deposit 5.12
U.S. certif. of deposit 4.98

Lower Panel (Friday, August 11)

Finance co. paper: U.S. 4.75
Canada 4.68
Hire-purchase paper, U.K. 5.04

Chart 2
(Friday, Aug. 11)

Euro-\$ deposits:
Call 4.62 90-day 5.12
30-day 5.00 180-day 5.62
Hire-purchase paper (July 28) 5.75
Local-authority deposit (July 28) 5.59

Chart 3
Upper Panel (Period: August 15)

Interbank loan (mid-point)(Aug. 7) 3.68
Euro-\$ deposit (average) 5.16
Lower Panel (Date: July 15)
Zurich 3-month deposit 4.00
Price of gold 35.196
(Friday, July 28)

Chart 4
(Friday, Aug. 11)

Treasury bills: Canada 4.23
U.S. 4.13
Spread favor Canada + .10
Forward Canadian \$ - .75
Net incentive (Canada +) - .65
Canadian finance paper 5.50

Chart 5
(Friday, Aug. 11)

Treasury bills: U.K. 5.21
U.S. 4.13
Spread favor U.K. +1.08
Forward pound - .65
Net incentive (U.K. +) + .43

Chart 6
(Friday, August 11)

Treasury bills: U.S. 4.13
U.K. 5.21
Canada 4.23
Interbank loan rate (German)(Aug. 7) 3.68
Euro-\$ deposit (London) 5.12
Zurich 3-month deposit
(Date: July 15) 4.00
Japan composite rate
(Date: May 26) 7.30

Chart 7

U.S. Gov't. (Wed., Aug. 9) 4.91
U.K. War Loan (Thurs., Aug. 10) 6.88
German Fed. (Fri., Aug. 11) 6.78
Swiss Confed. (Fri., July 28) 4.67r
(Fri., Aug. 4) 4.65
Canadian Gov't. (Wed., Aug. 2) 5.92
Netherlands Gov't. perpetual 3%
(Friday, Aug. 4) 5.65
Euro-\$ bonds (Fri., Aug. 11) 6.33

For descriptions and sources of data, see special supplement to H.13, Number 239, March 16, 1966.