

April 5, 1967.

H.13

No. 293

Apr. 1967

CAPITAL MARKET DEVELOPMENTS ABROAD

- I. Ten Charts on Financial Markets Abroad
- II. Latest Figures Plotted in H.13 Chart Series, 1967

I. Ten Charts on Financial Markets Abroad

- Chart 1 - New York, London, Montreal: Yields for U.S. Dollar Investors on 3-month Funds
- Chart 2 - London: Yields for U.S. Dollar Investors on 3-month Funds
- Chart 3 - Interest Arbitrage: Frankfurt/London, Zurich/London
- Chart 4 - Interest Arbitrage: New York/Canada
- Chart 5 - Interest Arbitrage: New York/London
- Chart 6 - Short-term Bond Yields
- Chart 7 - Long-term Bond Yields
- Chart 8 - Spot Exchange Rates--Major Currencies Against U.S. Dollar
- Chart 9 - 3-month Forward Exchange Rates
- Chart 10 - Industrial Stock Indices

Europe and British Commonwealth Section.

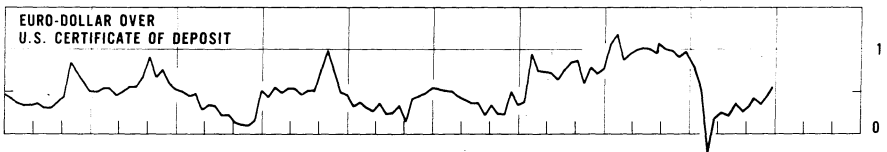
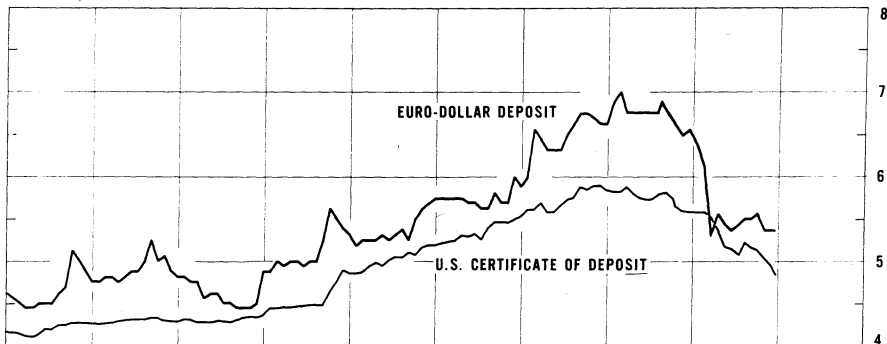
OFFICIAL USE ONLY
(Decontrolled after six months)

Chart 1

**NEW YORK, LONDON, MONTREAL:
YIELDS FOR U.S. DOLLAR INVESTORS ON 3-MONTH FUNDS
DOLLAR DEPOSIT RATES: NEW YORK-LONDON**

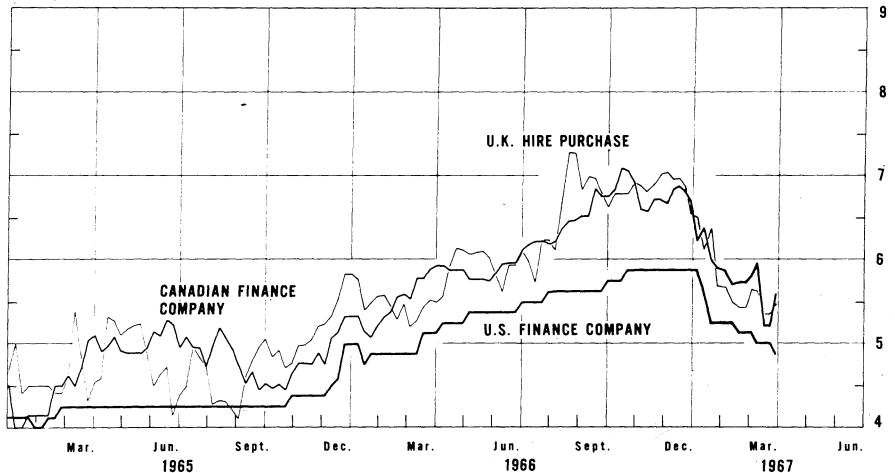
Wednesday figures

Per cent per annum



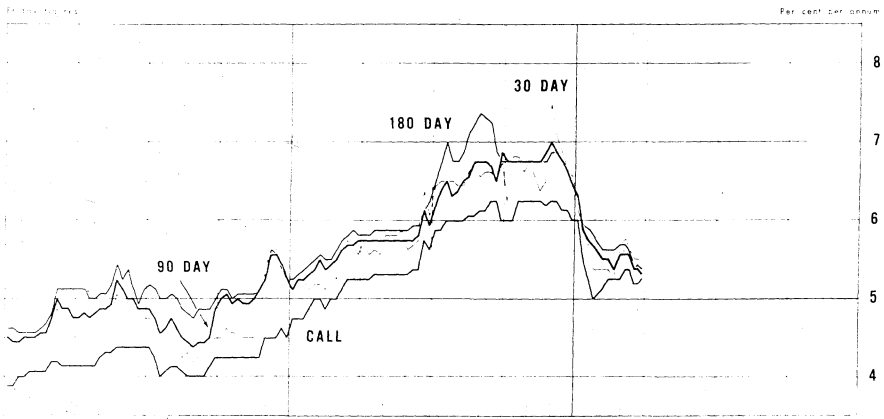
FINANCE CO. PAPER RATES (covered): QUOTED IN NEW YORK

Friday figures

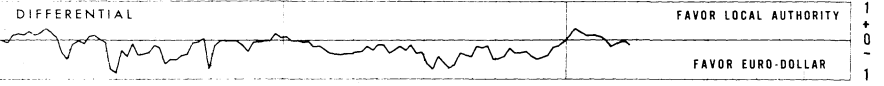

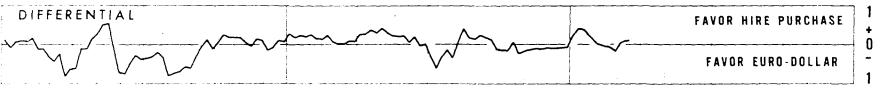
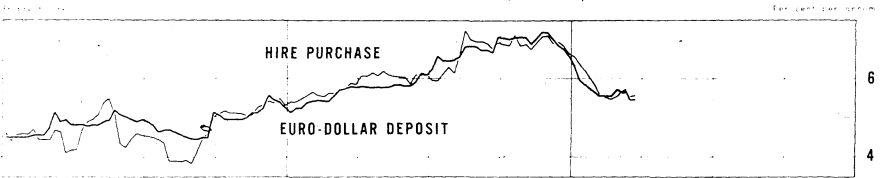


3

LONDON: YIELDS FOR U.S. DOLLAR INVESTORS ON 3-MONTH FUNDS EURO-DOLLAR DEPOSIT RATES



HIRE PURCHASE AND LOCAL AUTHORITY DEPOSIT RATES (covered)



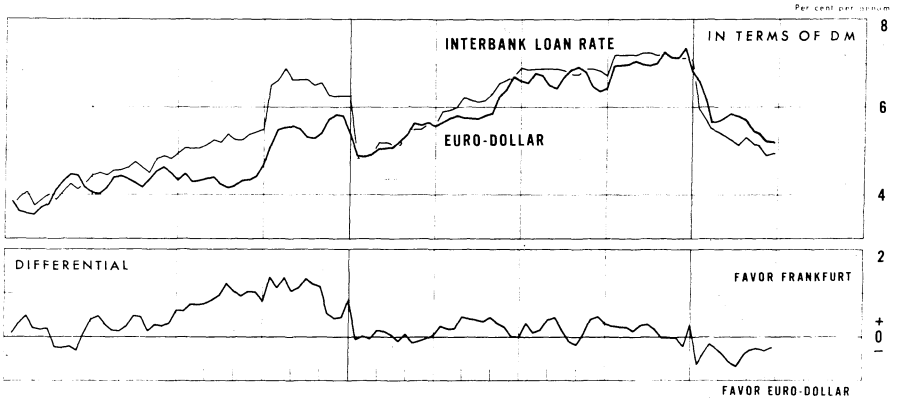
1965

1966

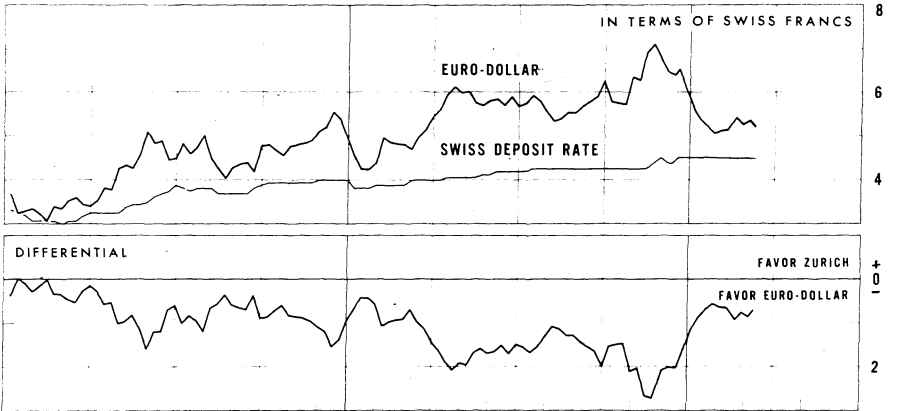
1967

I INTEREST ARBITRAGE: FRANKFURT/LONDON, ZURICH/LONDON

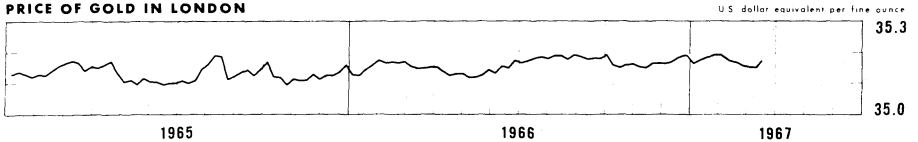
FRANKFURT INTERBANK LOAN RATE VS. LONDON EURO-DOLLAR RATE (COVERED)



ZURICH DEPOSIT RATE VS. LONDON EURO-DOLLAR RATE (COVERED)



II PRICE OF GOLD IN LONDON



5

INTEREST ARBITRAGE, UNITED STATES/CANADA

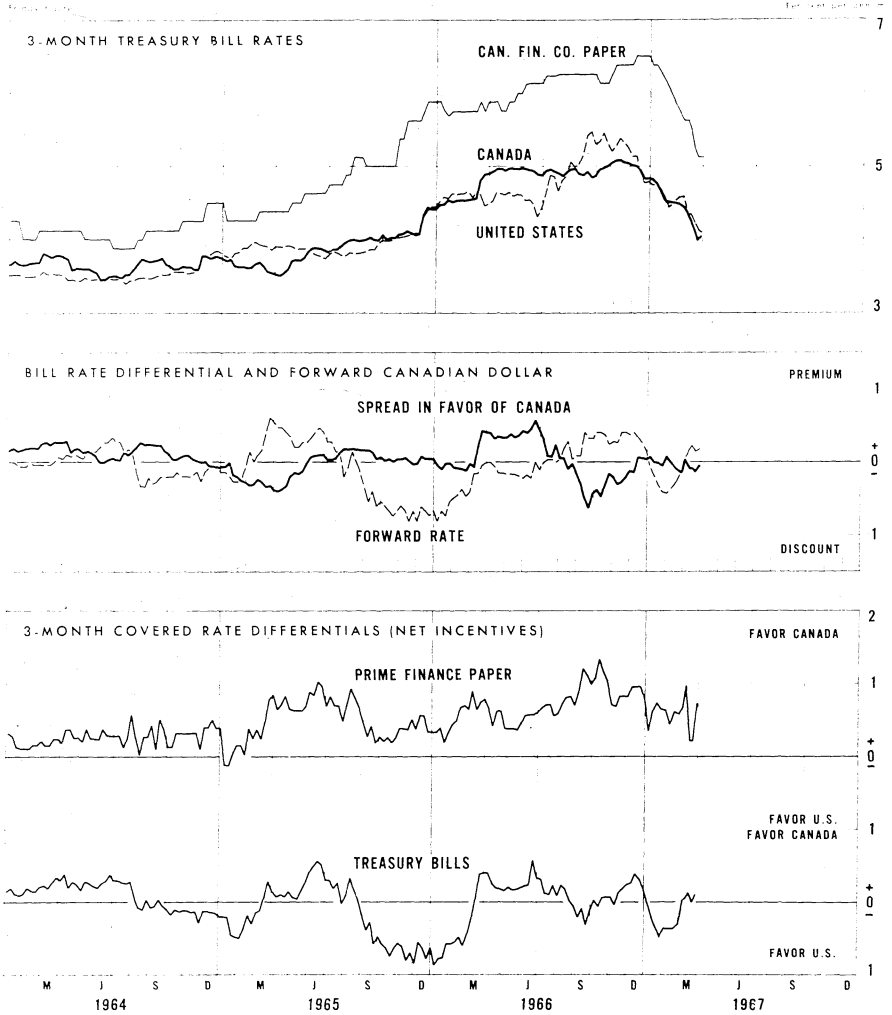
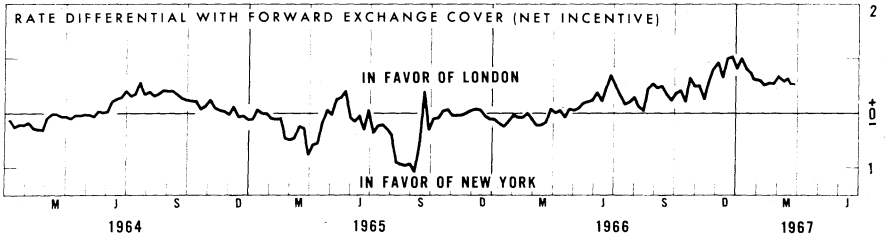
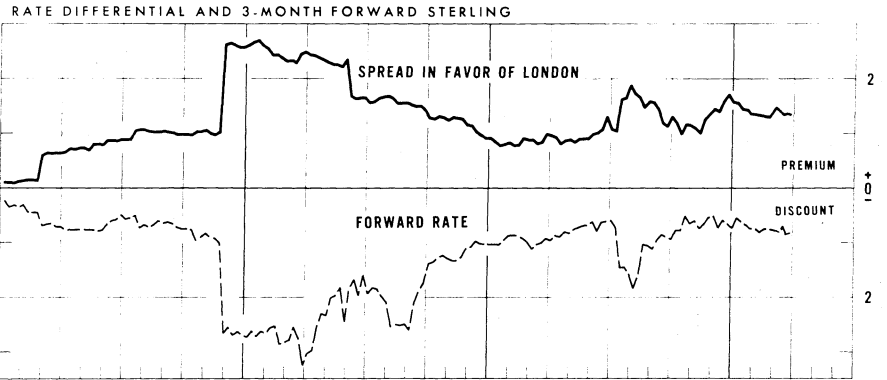
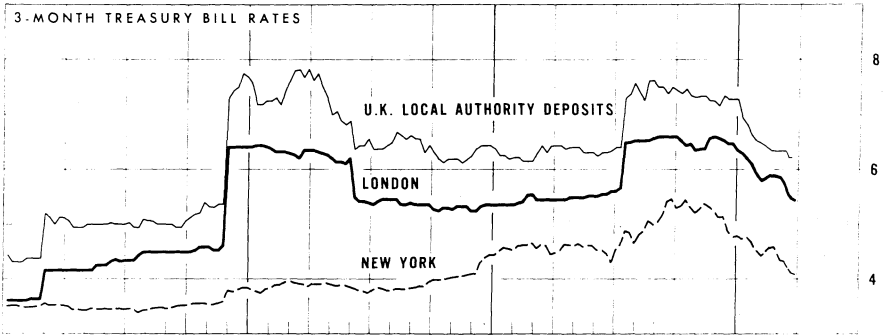


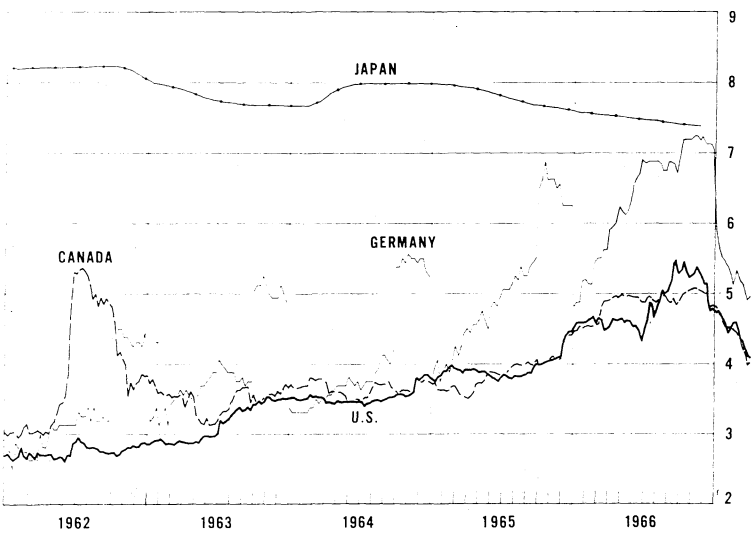
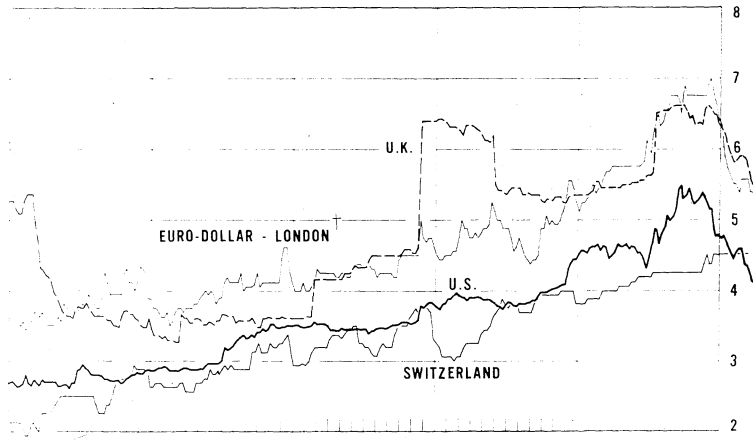
Chart 1
INTEREST ARBITRAGE, NEW YORK/LONDON

PER CENT PER ANNUM



SHORT-TERM INTEREST RATES *

Percent per annum



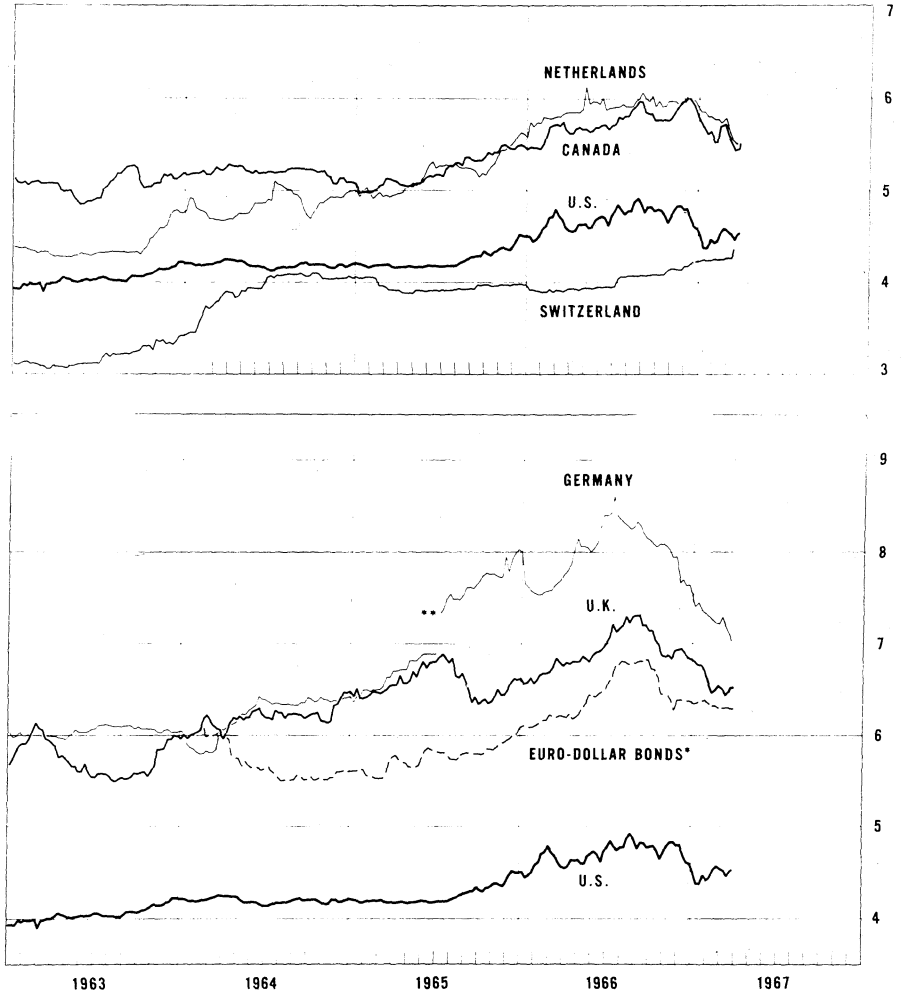
* 1-month treasury bill rates for all countries except Japan (Average rate on bank loans and discounts)
 Switzerland (3-month deposit rate) and Germany (Interbank Loan Rate)
 † 1-month rate for U.S. dollar deposits in London

Chart 7

LONG-TERM BOND YIELDS

Weekly figures

Per cent per annum



* Average of yields for four foreign government dollar bonds quoted in London

** New series for Germany starts 7.9.65

Chart 8

SPOT EXCHANGE RATES - MAJOR CURRENCIES AGAINST U.S. DOLLAR

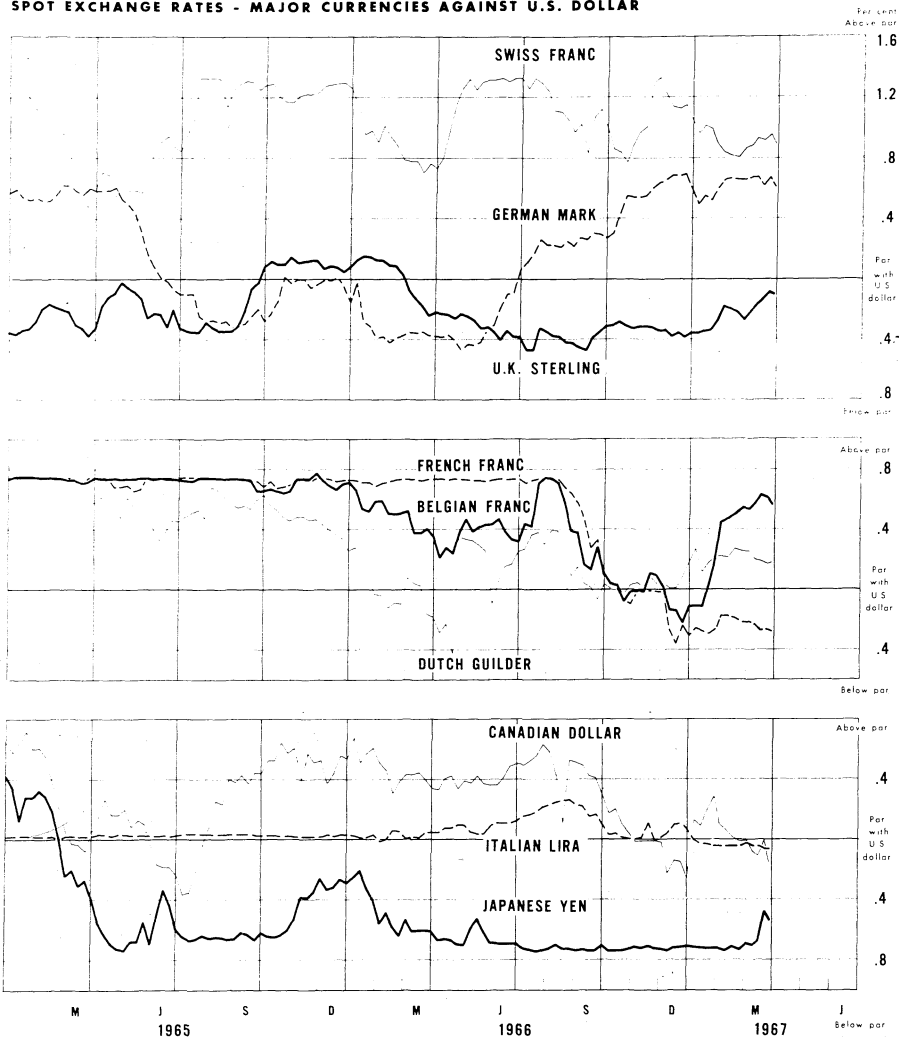


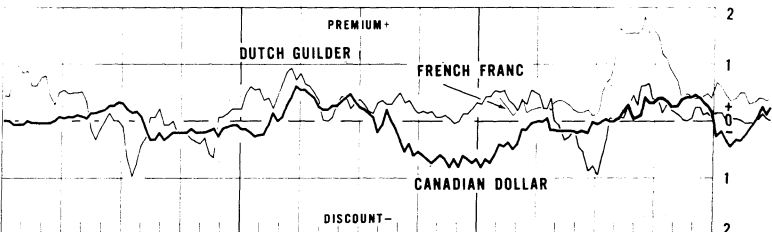
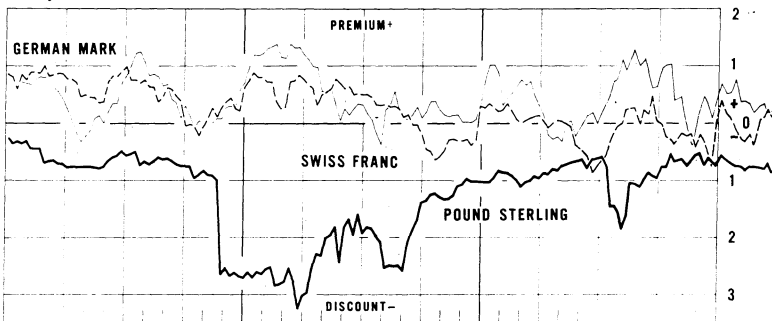
Chart 9

3-MONTH FORWARD EXCHANGE RATES

AGAINST U.S. DOLLARS—NEW YORK

Friday figures

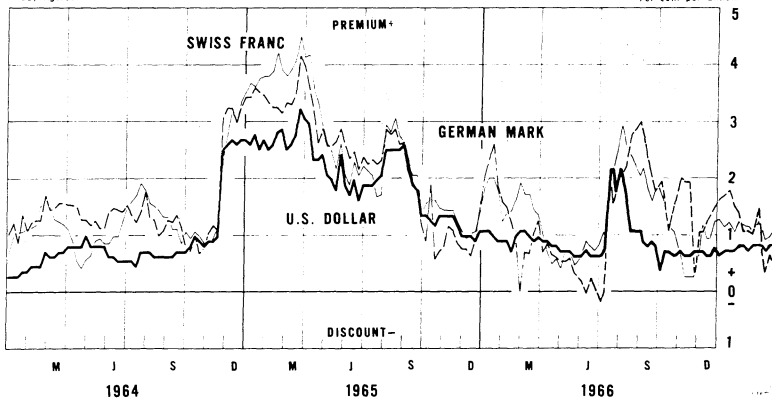
Per cent per annum



AGAINST POUND STERLING—LONDON

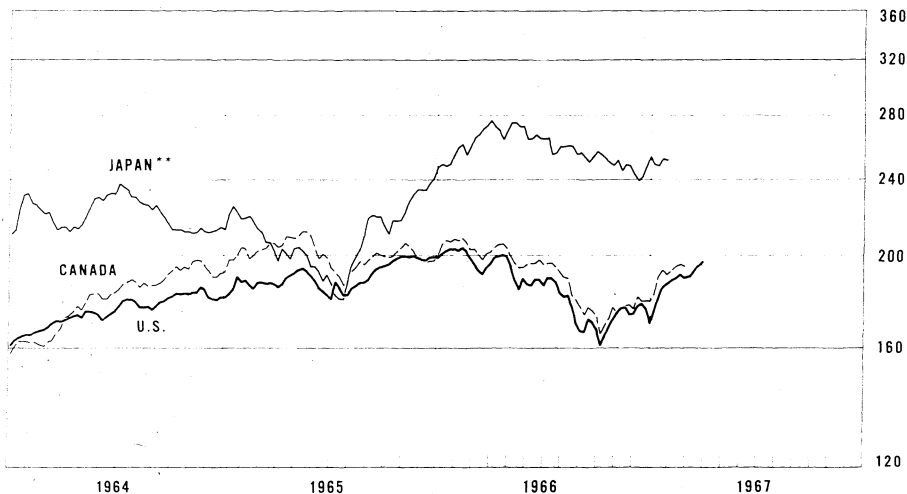
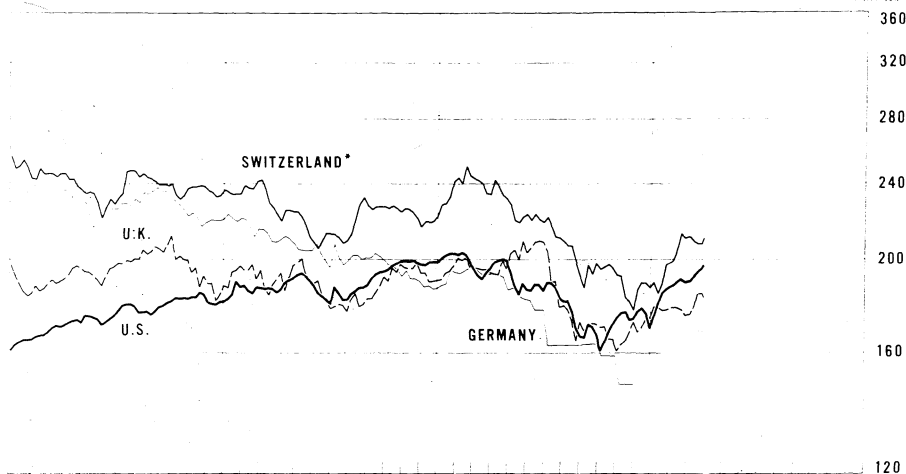
Friday figures

Per cent per annum



11

INDUSTRIAL STOCK INDICES



* Swiss Bank Corporation industrial stock index
** Japan index of 225 industrial and other stocks traded on the Tokyo exchange

Chart 1
Upper Panel (Wednesday, March 29)

Euro-\$ deposit 5.38
U.S. certif. of deposit 4.83

Lower Panel (Friday, March 31)

Finance co. paper: U.S. 4.88
Canada 5.60
Hire-purchase paper, U.K. 5.49

Chart 2
(Friday, March 31)

Euro-\$ deposits:

Call 5.25 90-day 5.31
30-day 5.25 180-day 5.38

Hire-purchase paper 5.55
*(Mar. 23)

Local-authority deposit 5.33

*(Mar. 23)

Chart 3

Upper Panel (Period: March 24-31)

Interbank loan (mid-point) 4.95

Euro-\$ deposit (average) 5.20

Lower Panel (Date: March 15)

Zurich 3-month deposit 4.50

Price of gold 35.178

Thursday, March 23)

Chart 4
(Friday, March 31)

Treasury bills: Canada 4.03

U.S. 4.09

Spread favor Canada - 0.06

Forward Canadian \$ +0.17

Net incentive (Canada +) +0.11

Canadian finance paper 6.12

Chart 5
(Friday, March 31)

Treasury bills: U.K. 5.44
U.S. 4.09

Spread favor U.K. +1.35

Forward pound -0.82

Net incentive (U.K. +) +0.53

Chart 6
(Friday, March 31)

Treasury bills: U.S. 4.09

U.K. 5.44

Canada 4.03

Interbank loan rate (German) 4.95

(March 24-31)

Euro-\$ deposit (London) 5.31

Zurich 3-month deposit
(Date: March 15) 4.50

Japan composit rate
(Date: November 31) 7.39

Chart 7

U.S. Gov't. (Wed., March 29) 4.53

U.K. War Loan (Thurs., March 30) 6.52

*German Fed. (Thurs., March 23) 7.03

Swiss Confed. (Fri., March 17) 4.36

Canadian Gov't. (Wed., March 29) 5.51

*Netherlands Gov't. perpetual 3%
Thursday, March 23) 5.50

Euro-\$ bonds (Fri., March 31) 6.29

For descriptions and sources of data, see special supplement to H.13, Number 239, March 16, 1966.

*Markets closed on Friday, March 24.
Thursday data reported.