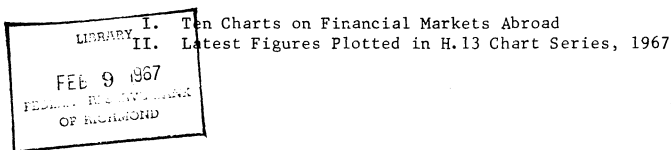


H. 13
No. 284

February 1, 1967

CAPITAL MARKET DEVELOPMENTS ABROAD

I. Ten Charts on Financial Markets Abroad

- Chart 1 - New York, London, Montreal: Yields for U.S. Dollar Investors on 3-month Funds
- Chart 2 - London: Yields for U.S. Dollar Investors on 3-month Funds
- Chart 3 - Interest Arbitrage: Frankfurt/London, Zurich/London
- Chart 4 - Interest Arbitrage: New York/Canada
- Chart 5 - Interest Arbitrage: New York/London
- Chart 6 - Short-term Bond Yields
- Chart 7 - Long-term Bond Yields
- Chart 8 - Spot Exchange Rates--Major Currencies Against U.S. Dollar
- Chart 9 - 3-month Forward Exchange Rates
- Chart 10 - Industrial Stock Indices

Europe and British Commonwealth Section.

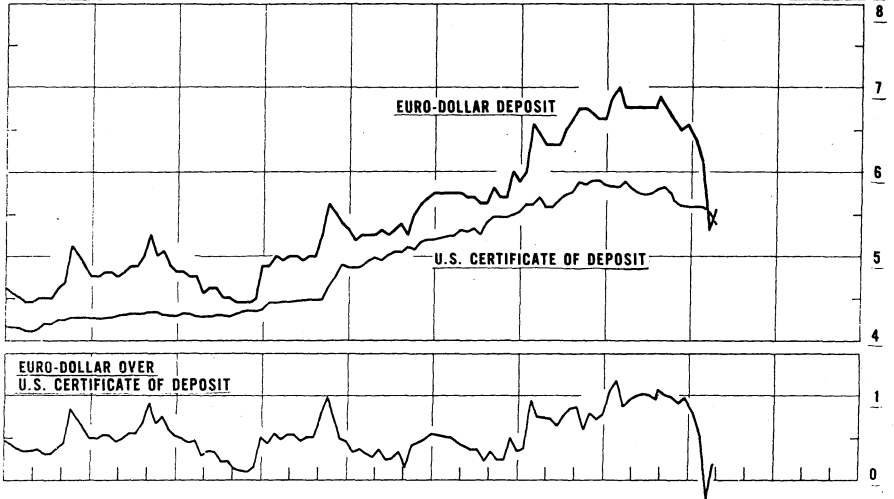
OFFICIAL USE ONLY
(Decontrolled after six months)

Chart 1

NEW YORK, LONDON, MONTREAL:
YIELDS FOR U.S. DOLLAR INVESTORS ON 3-MONTH FUNDS
DOLLAR DEPOSIT RATES: NEW YORK-LONDON

Wednesday figures

Per cent per annum



FINANCE CO. PAPER RATES (covered): QUOTED IN NEW YORK

Friday figures

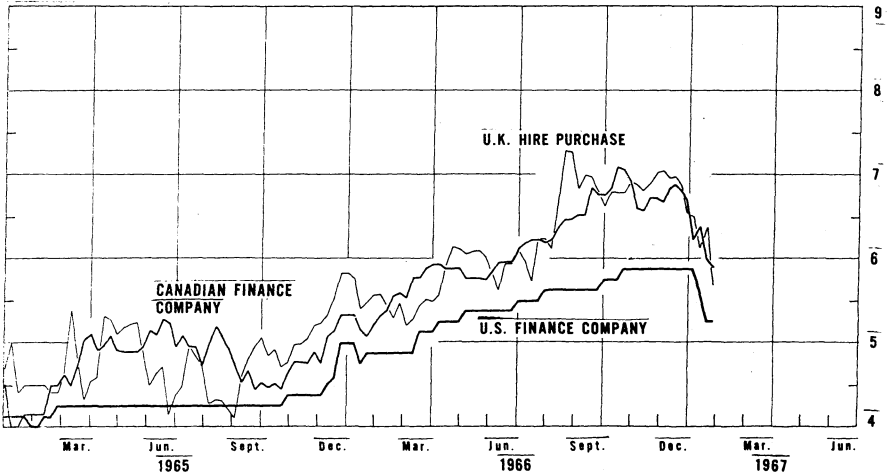
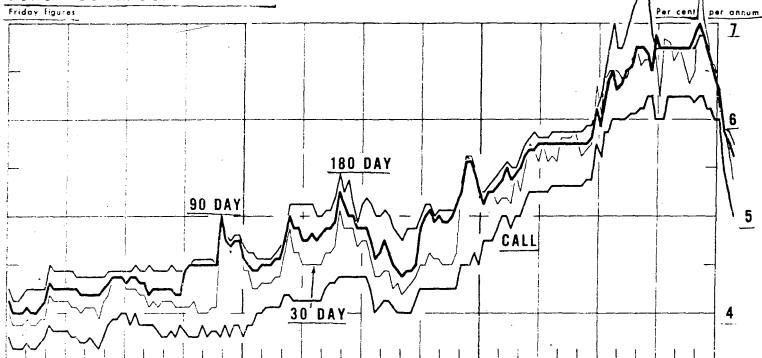


Chart 2

LONDON: YIELDS FOR U.S. DOLLAR INVESTORS ON 3-MONTH FUNDS

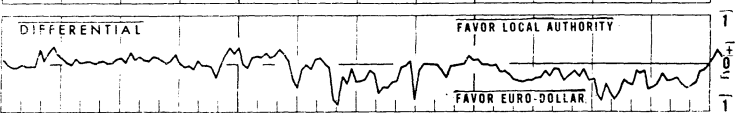
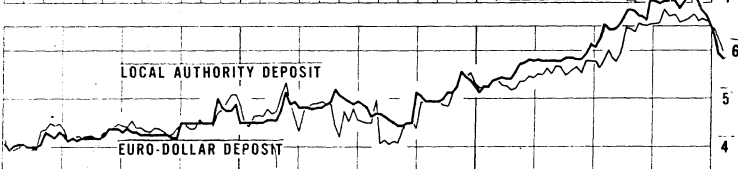

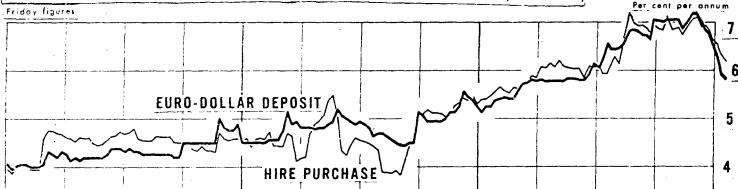
EURO-DOLLAR DEPOSIT RATES

Friday figures



HIRE PURCHASE AND LOCAL AUTHORITY DEPOSIT RATES (covered)

Friday figures



1964

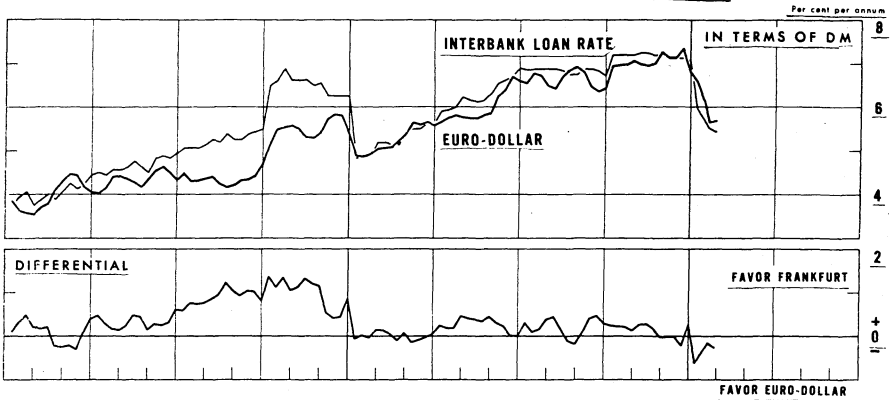
1965

1966

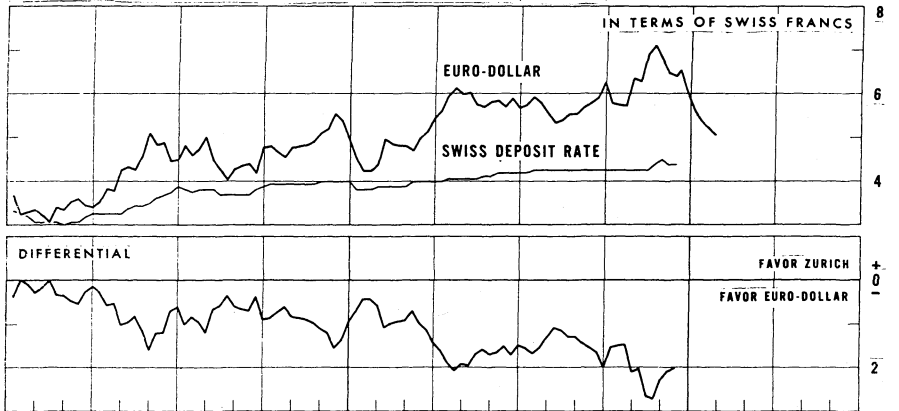
Chart 3

I INTEREST ARBITRAGE: FRANKFURT/LONDON, ZURICH/LONDON

FRANKFURT INTERBANK LOAN RATE VS. LONDON EURO-DOLLAR RATE (COVERED)



ZURICH DEPOSIT RATE VS. LONDON EURO-DOLLAR RATE (COVERED)



II PRICE OF GOLD IN LONDON

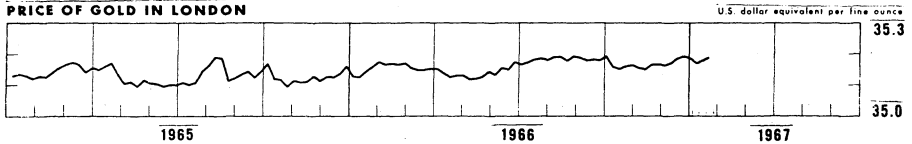


Chart 4

INTEREST ARBITRAGE, UNITED STATES/CANADA

Friday figures

Per cent per annum

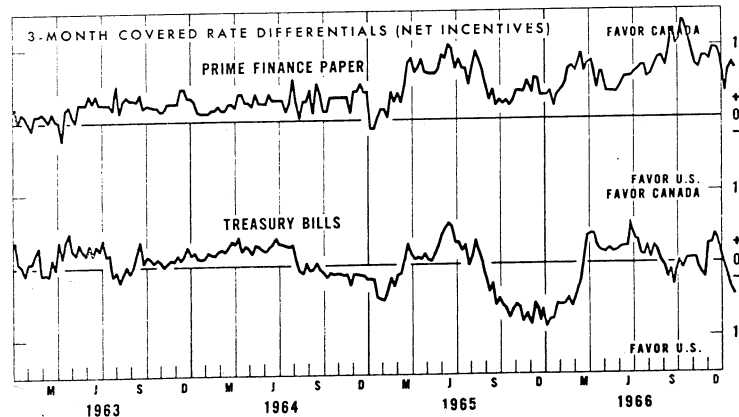
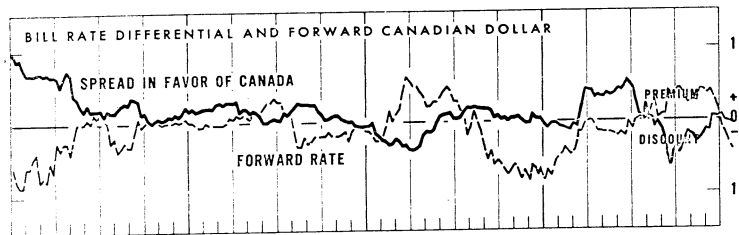
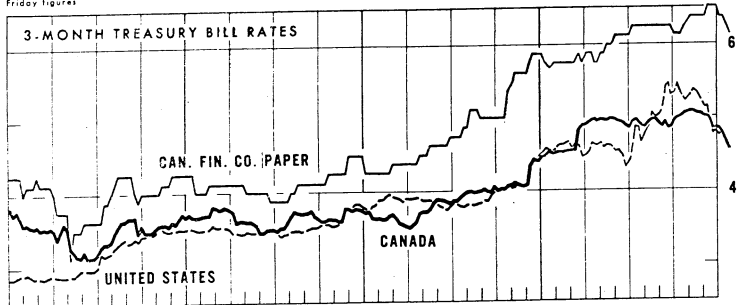


Chart 5

INTEREST ARBITRAGE, NEW YORK/LONDON

Friday figures

Per cent per annum

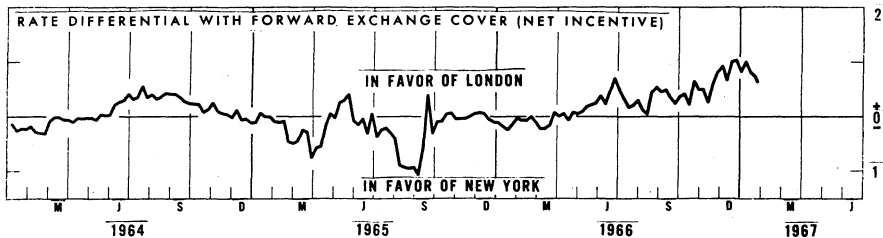
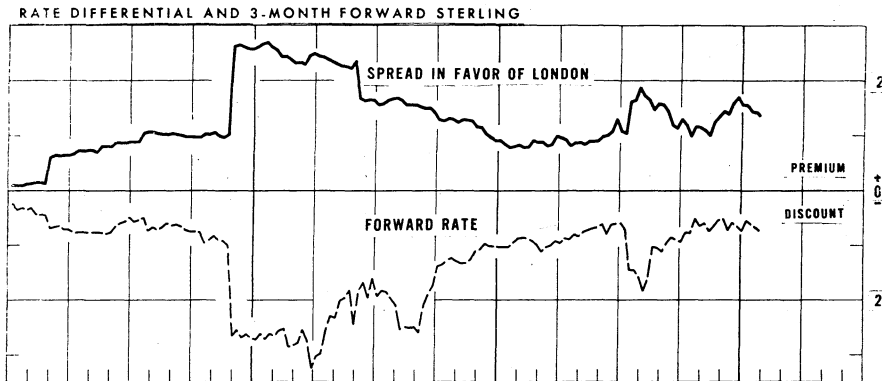
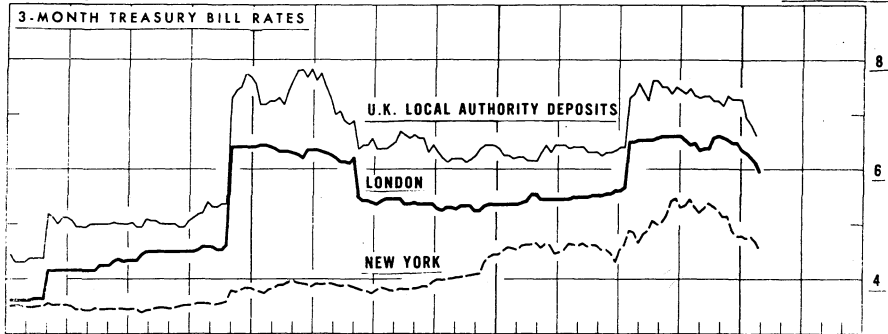
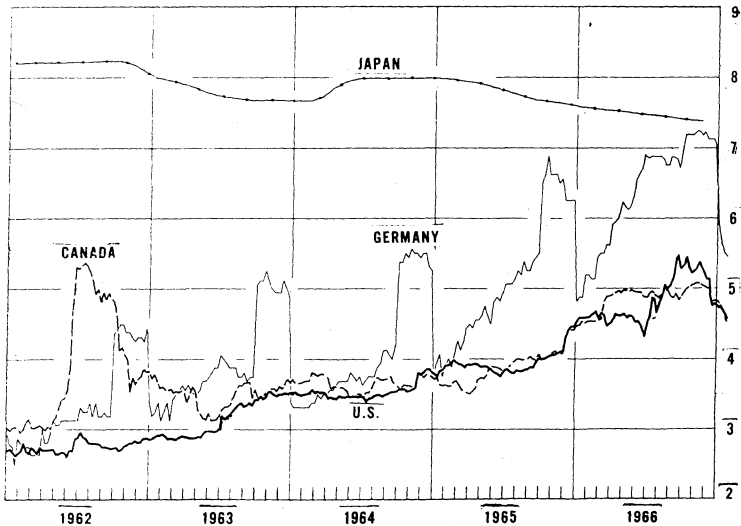
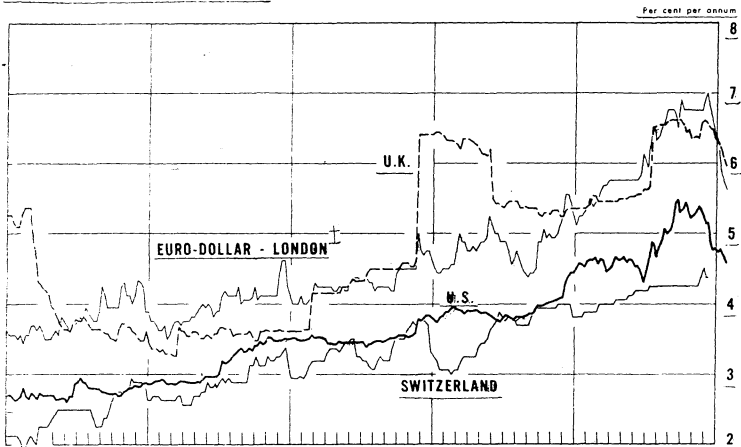


Chart 6
SHORT-TERM INTEREST RATES*



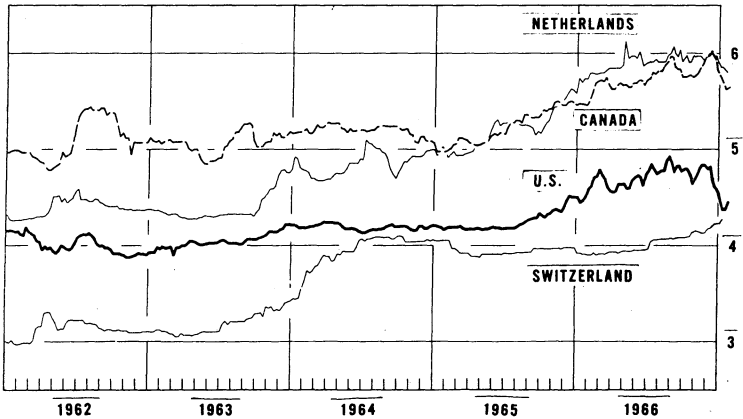
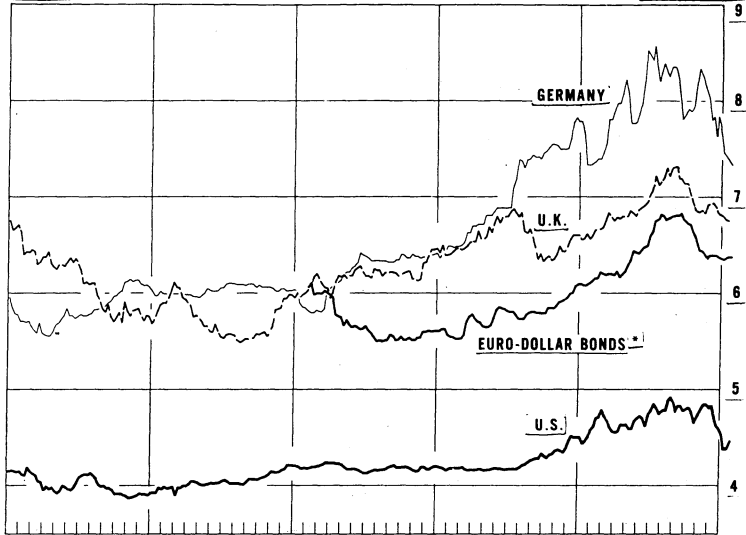
* 3-month treasury bill rates for all countries except Japan (Average rate on bank loans and discounts)
 Switzerland (3-month federal rate) and Germany (interbank loan rate)

† Daily rate for U.S. dollar deposits in London

Chart 7
LONG-TERM BOND YIELDS

Weekly figures

Per cent per annum



Average of yields for four foreign government dollar bonds quoted in London

Chart 2
SPOT EXCHANGE RATES - MAJOR CURRENCIES AGAINST U.S. DOLLAR

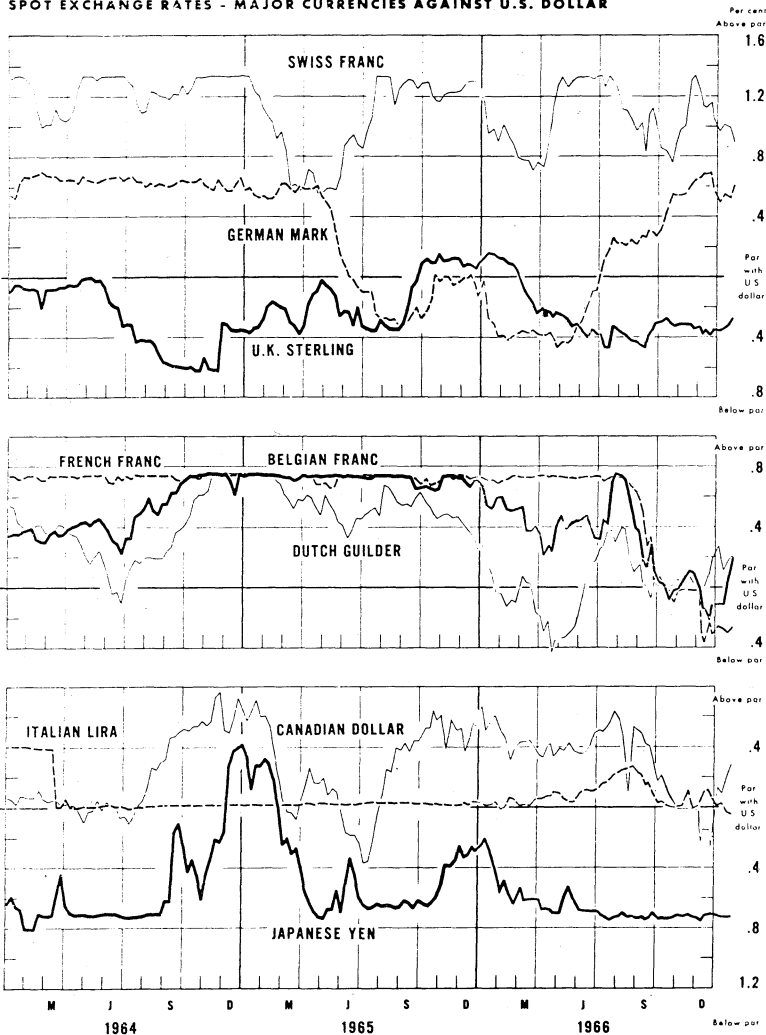
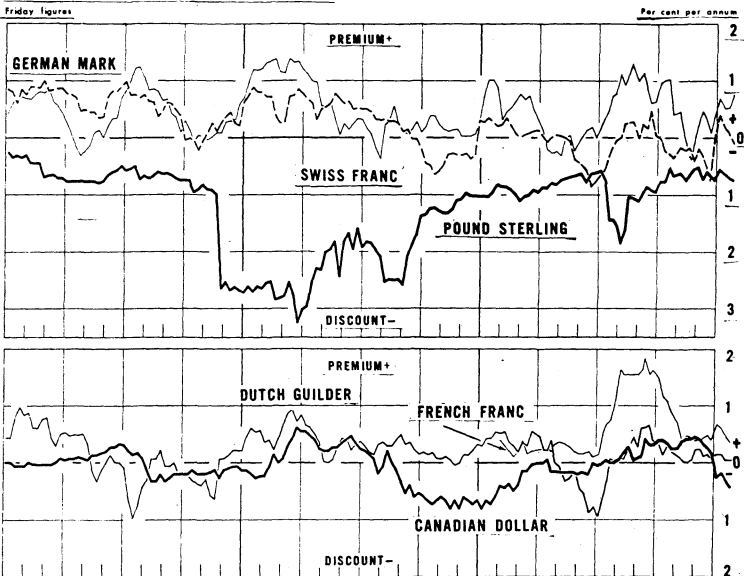


Chart 9
3-MONTH FORWARD EXCHANGE RATES
 AGAINST U.S. DOLLARS—NEW YORK



AGAINST POUND STERLING—LONDON

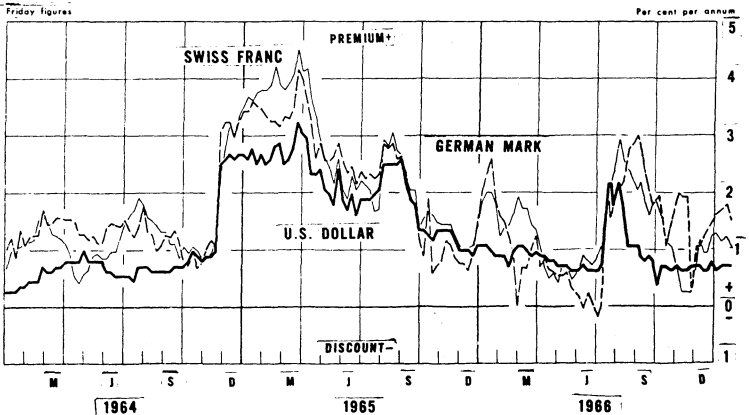
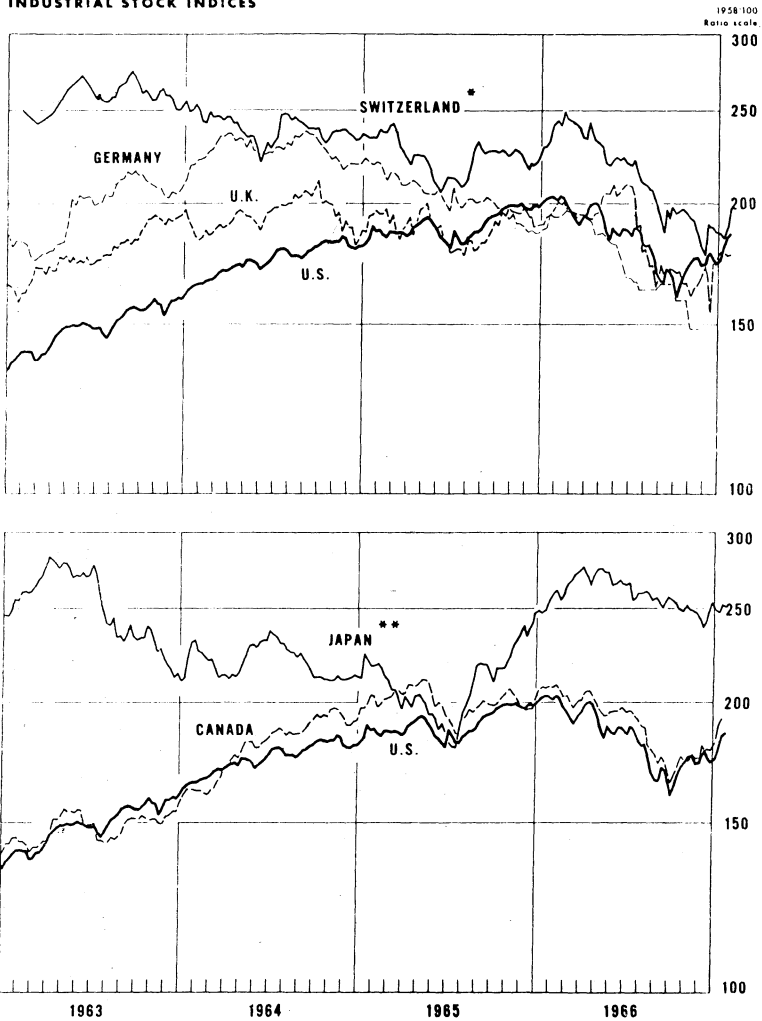


Chart 10

INDUSTRIAL STOCK INDICES



* Swiss Bank Corporation industrial stock index

** Japan index of 225 industrial and other stocks traded on the Tokyo exchange

H.13

February 1, 1967

No. 284 II. Latest Figures Plotted in H.13 Chart Series, 1967
(all figures per cent per annum)

Chart 1
Upper Panel (Wednesday, Jan. 25)

Euro- $\$$ Deposit 5.56
U.S. certif. of deposit 5.38

Lower Panel (Friday, Jan. 27)

Finance co. paper: U.S. 5.75
Canada 5.90
*Hire-purchase paper, U.K. 5.70

Chart 5
(Friday, Jan. 27)

Treasury bills: U.K. 5.95
U.S. 4.58

Spread favor U.K. +1.37

Forward pound -0.74

Net incentive (U.K. +) +0.63

Chart 2
(Friday, Jan. 27)

Euro- $\$$ deposits:

Call 5.00 90-day 5.62
30-day 5.29 180-day 5.73

Hire-purchase paper 6.19

Local-authority deposit 6.00

Chart 3
Upper Panel (Wed.: Jan. 24-31)

Interbank loan (mid-point) 5.46

Euro- $\$$ Deposit (average) 5.70

Lower Panel (Date: Dec. 15)

Zurich 3-mo. deposit 4.38

Price of gold 35.189
(Friday, Jan. 20)

Chart 4
(Friday, Jan. 27)

Treasury bills: Canada 4.53
U.S. 4.58

Spread favor Canada -0.05

Forward Canadian $\$$ -0.41

Net Incentive (Canada +) -0.46

Canadian Finance paper 6.12

Chart 6
(Friday, Jan. 27)

Treasury bills: U.S. 4.58
U.K. 5.95
Canada 4.53

Interbank loan rate (German) 5.46
(Jan. 24-31)

Euro- $\$$ deposit (London) 5.62

Zurich 3-mo. deposit (Date: Dec. 15) 4.38

*Japan composite rate (Date: Jan. 30) 7.39

Chart 7

U.S. Gov't. (Wed., Jan. 25) 4.46

U.K. War Loan (Thurs., Jan. 19) 6.75

German Fed. (Fri., Jan. 27) 7.33

Swiss Confed. (Fri., Jan. 13) 4.24

Canadian Gov't. (Wed., Jan. 23) 5.64

Netherlands Gov't perpetual 3% (Friday, Jan. 20) 5.80

Euro- $\$$ bonds (Fri., Jan. 27) 6.37

For descriptions and sources of data, see special supplement to H.13, Number 239, March 16, 1966.

* Hire Purchase U.K.

Jan. 6 6.51
13 6.18
20 6.37
27 5.70

** Japan Composite Rate

Sept. 30 7.42
Oct. 31 7.41
Nov. 30 7.39