

H. 13
No. 282

January 18, 1967

CAPITAL MARKET DEVELOPMENTS ABROAD

- I. Ten Charts on Financial Markets Abroad
II. Latest Figures Plotted in H. 13 Chart Series, 1967

I. Ten Charts on Financial Markets Abroad

- Chart 1 - New York, London, Montreal: Yields for
U.S. Dollar Investors on 3-month Funds
Chart 2 - London: Yields for U.S. Dollar Investors
on 3-month Funds
Chart 3 - Interest Arbitrage: Frankfurt/London,
Zurich/London
Chart 4 - Interest Arbitrage: New York/Canada
Chart 5 - Interest Arbitrage: New York/London
Chart 6 - Short-term Bond Yields
Chart 7 - Long-term Bond Yields
Chart 8 - Spot Exchange Rates--Major Currencies
Against U.S. Dollar
Chart 9 - 3-month Forward Exchange Rates
Chart 10 - Industrial Stock Indices

Europe and British Commonwealth Section.

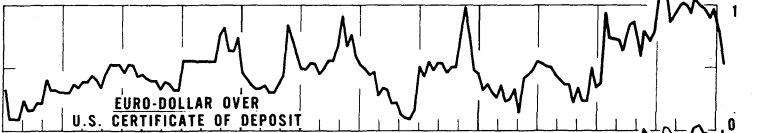
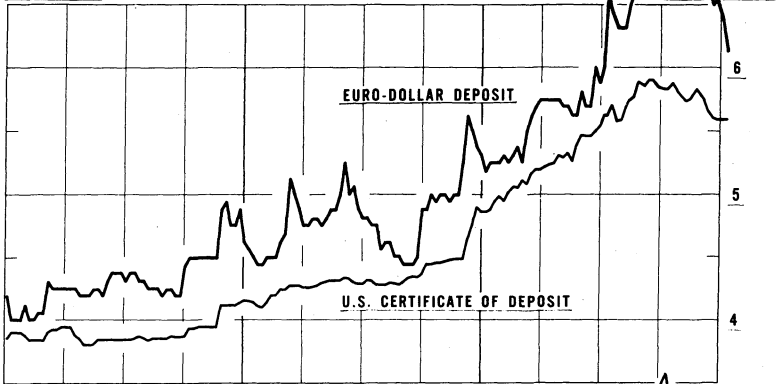
OFFICIAL USE ONLY
(Decontrolled after six months)

Chart 1

**NEW YORK, LONDON, MONTREAL:
YIELDS FOR U.S. DOLLAR INVESTORS ON 3-MONTH FUNDS**

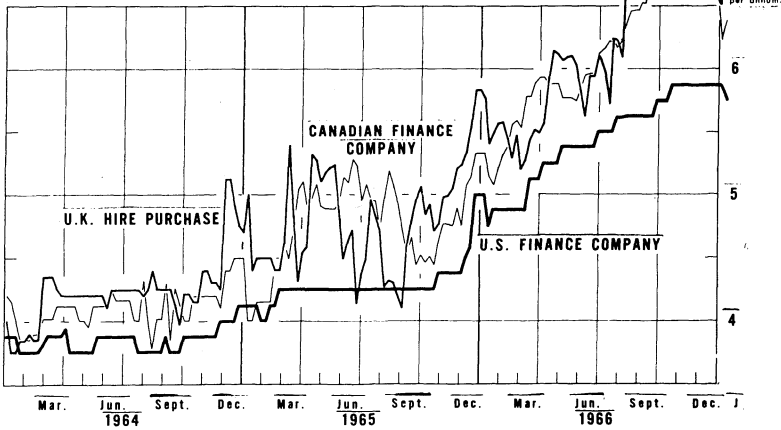
DOLLAR DEPOSIT RATES: NEW YORK-LONDON

Wednesday figures



FINANCE CO. PAPER RATES (covered): QUOTED IN NEW YORK

Friday figures



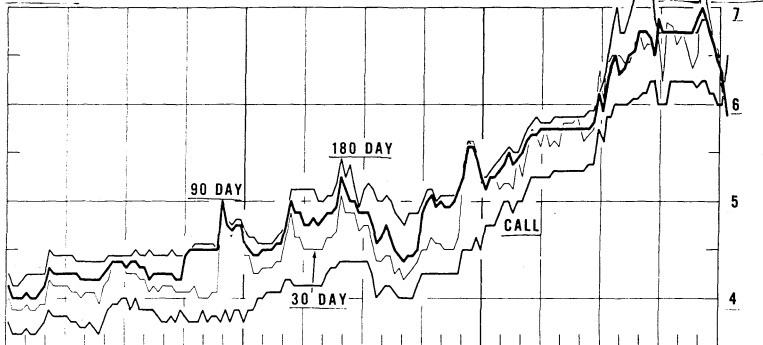
3

Chart 2

LONDON: YIELDS FOR U.S. DOLLAR INVESTORS ON 3-MONTH FUNDS




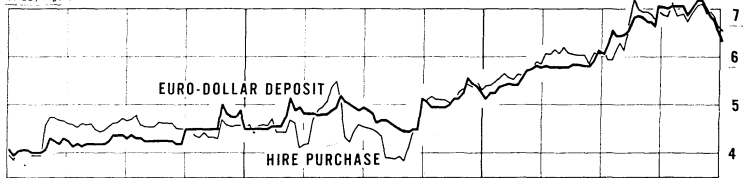
EURO-DOLLAR DEPOSIT RATES

Friday figures



HIRE PURCHASE AND LOCAL AUTHORITY DEPOSIT RATES (covered)

Friday figures



1964

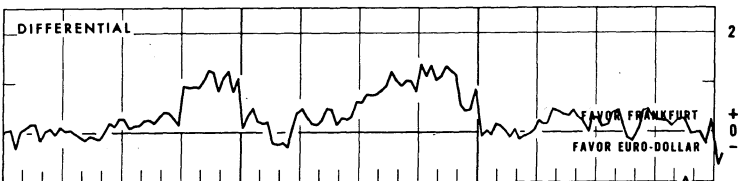
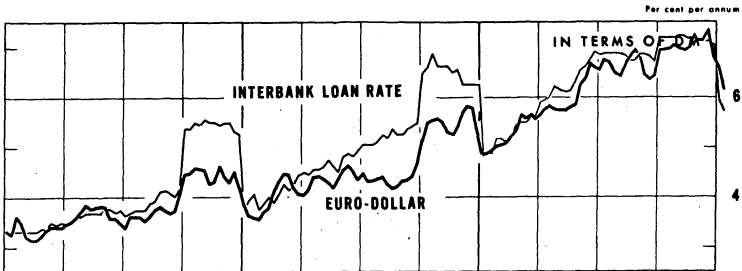
1965

1966

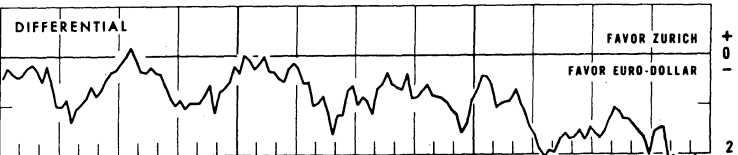
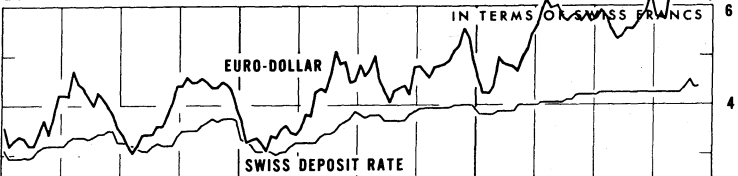
Chart 3

INTEREST ARBITRAGE: FRANKFURT/LONDON, ZURICH/LONDON


FRANKFURT INTERBANK LOAN RATE VS. LONDON EURO-DOLLAR RATE (COVERED)



ZURICH DEPOSIT RATE VS. LONDON EURO-DOLLAR RATE (COVERED)



II PRICE OF GOLD IN LONDON



1964

1965

1966

Chart 4

INTEREST ARBITRAGE, UNITED STATES/CANADA

Friday figures

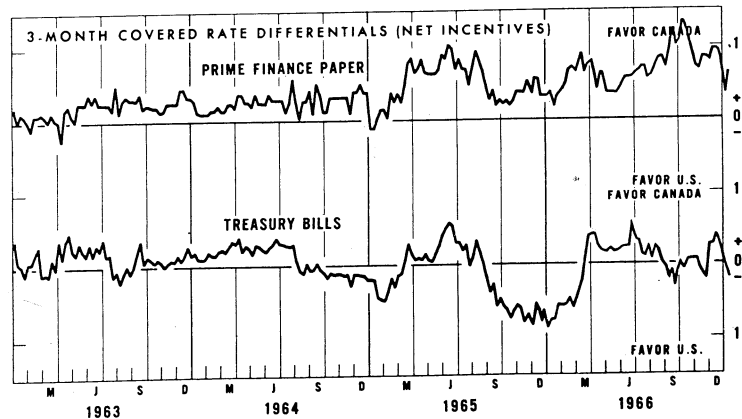
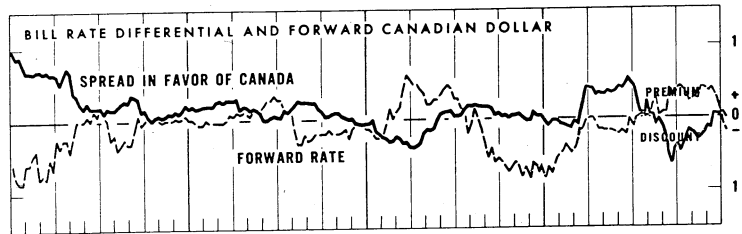
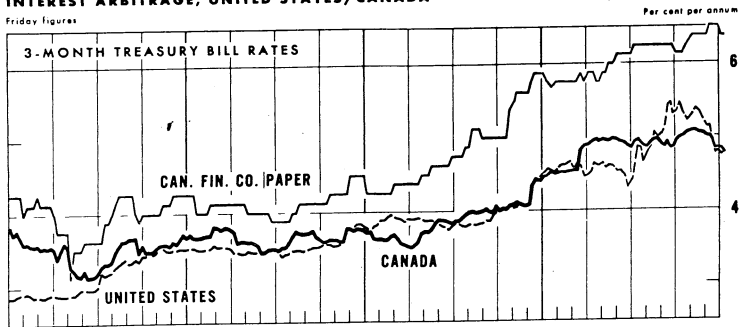


Chart 5

INTEREST ARBITRAGE, NEW YORK/LONDON

Friday figures

Per cent per annum

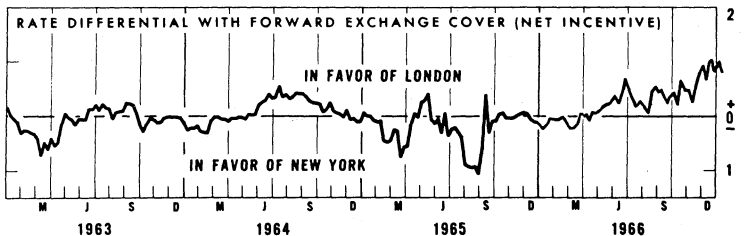
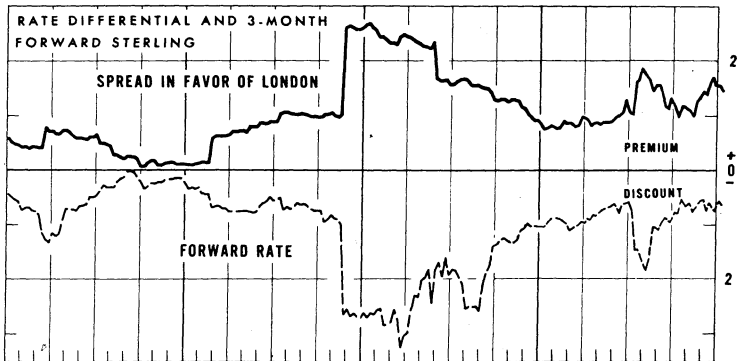
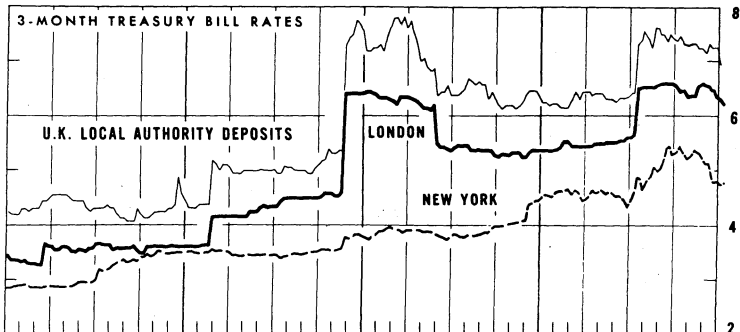
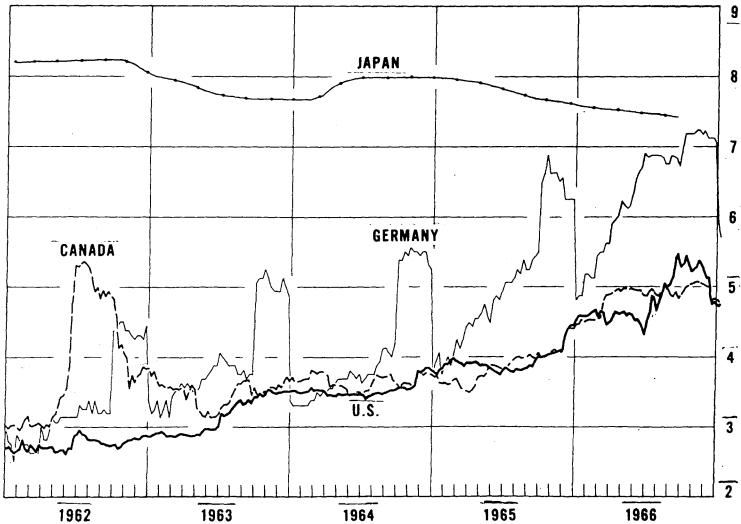
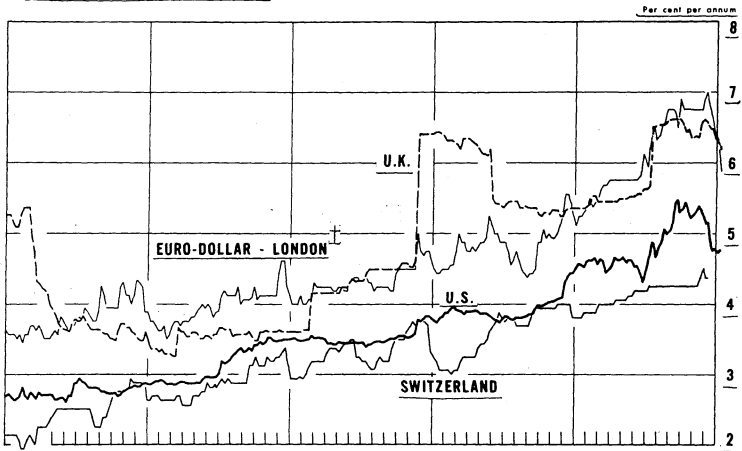


Chart 6
SHORT-TERM INTEREST RATES*



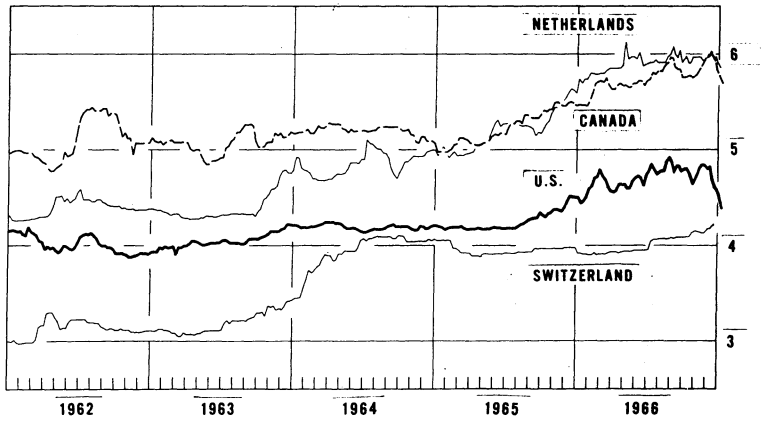
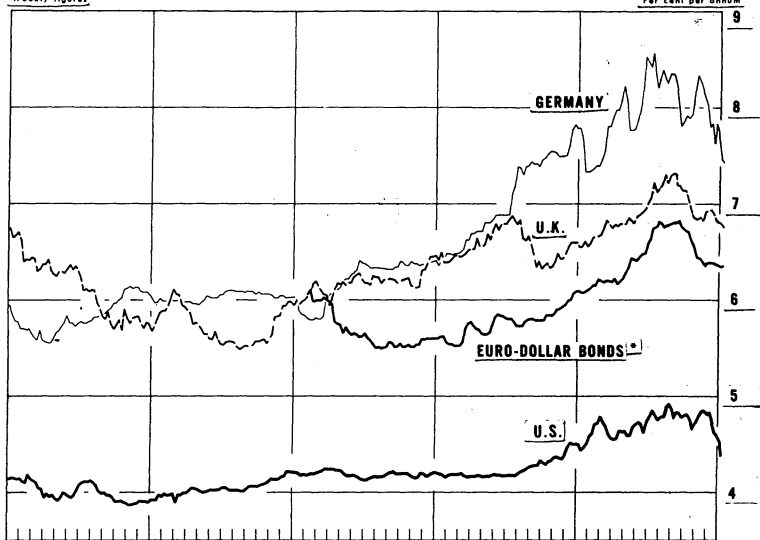
* 3 month treasury bill rates for all countries except Japan (Average rate on bank loans and discounts)
 † Switzerland (3 month deposit rate) and Germany (Interbank Loan Rate)

‡ 3 month rate for U.S. dollar deposits in London

Chart 7
LONG-TERM BOND YIELDS

Weekly figures

Per cent per annum



*Average of yields for four foreign government dollar bonds quoted in London.

9

Chart 8
SPOT EXCHANGE RATES - MAJOR CURRENCIES AGAINST U.S. DOLLAR

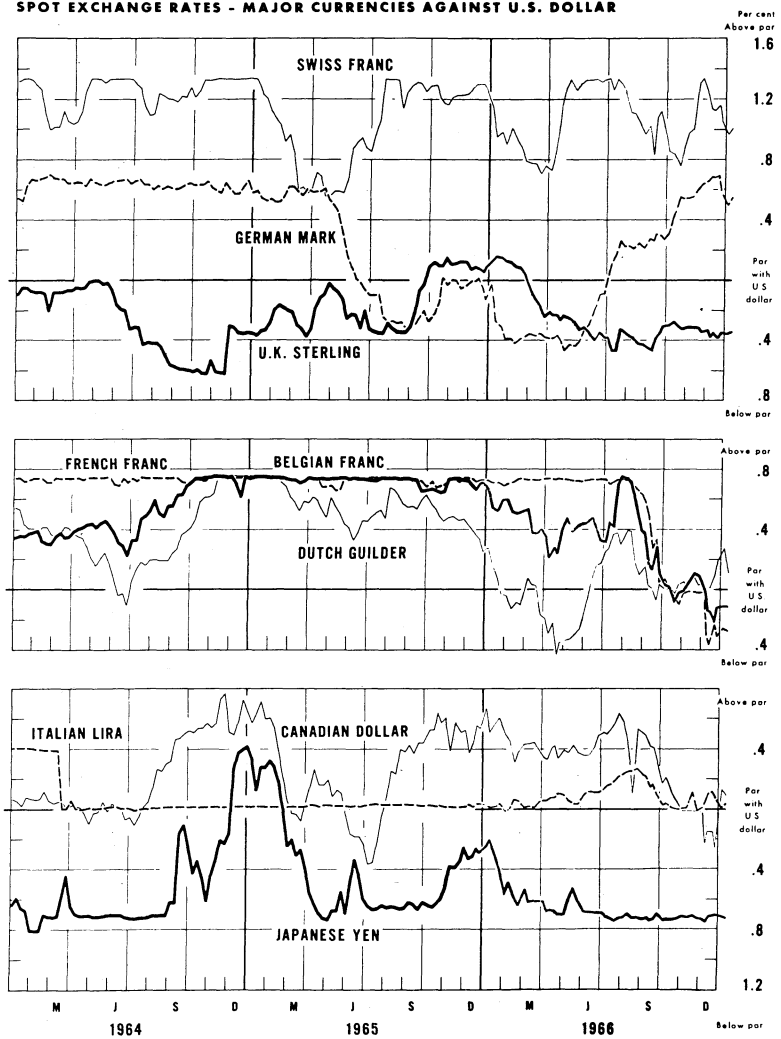
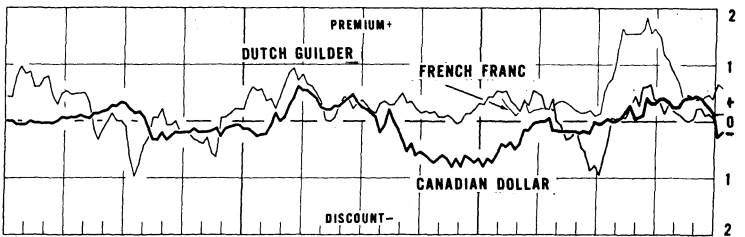
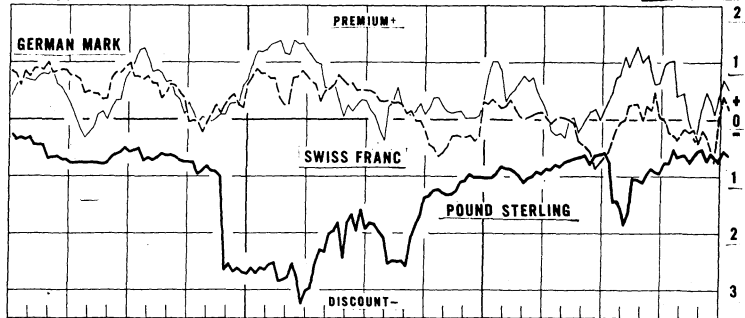


Chart 9
3-MONTH FORWARD EXCHANGE RATES
AGAINST U.S. DOLLARS—NEW YORK

Friday figures

Per cent per annum



AGAINST POUND STERLING—LONDON

Friday figures

Per cent per annum

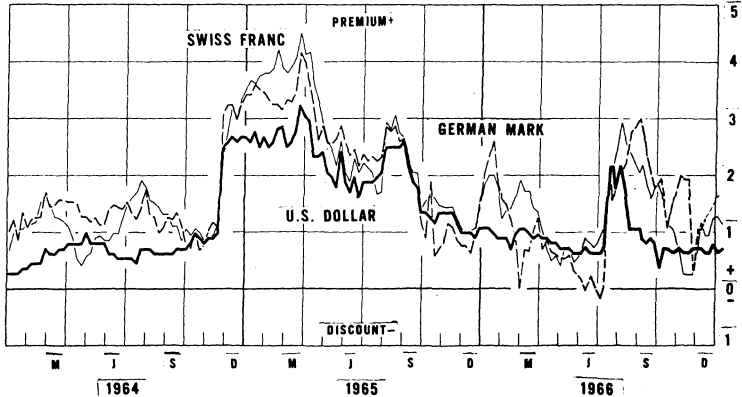
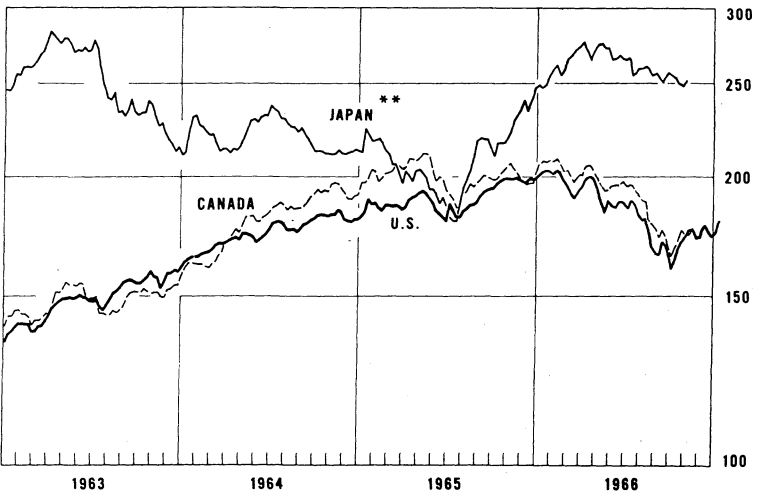
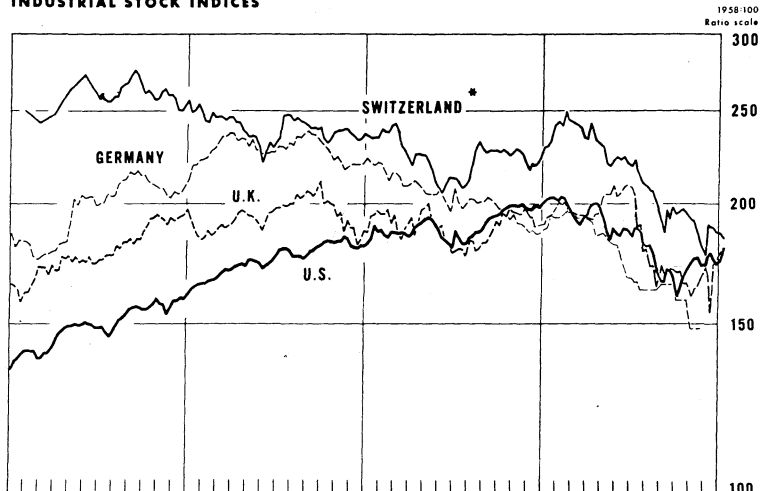


Chart 10

INDUSTRIAL STOCK INDICES



* Swiss Bank Corporation industrial stock index.
** Japan: index of 225 industrial and other stocks traded on the Tokyo exchange

H. 13

No. 282 Latest Figures Plotted in H. 13 Chart Series, 1967
(all figures per cent per annum)

Chart 1
Upper Panel (Wednesday, Jan. 11)

Euro- $\$$ Deposit 6.12
U.S. certif. of deposit 5.59

Lower Panel (Friday, Jan. 13)

Finance co. paper: U.S. 5.75
Canada 6.38
Hire-purchase paper, U.K. 7.00

Chart 2
(Friday, Jan. 13)

Euro- $\$$ deposits:

Call 5.50 90-day 5.88
30-day 5.92 180-day 5.92

Hire-purchase paper: 6.54
(Jan. 6)

Local-authority deposit 6.41
(Jan. 6)

Chart 3

Upper Panel (Period: Jan. 8-15)

Interbank loan (mid-point) 5.71

Euro- $\$$ deposit (average) 6.36

*Lower Panel (Date: Dec. 15)

Zurich 3-mo. deposit 4.38

Price of gold 35.70
(Friday, Jan. 6)

Chart 4
(Friday, Jan. 13)

Treasury bills: Canada 4.76
U.S. 4.77

Spread favor Canada -0.01

Forward Canadian $\$$. -0.19

Net incentive (Canada +) -0.20

Canadian finance paper 6.25

Chart 5
(Friday, Jan. 13)

Treasury bills: U.K. 6.20
U.S. 4.77

Spread favor U.K. +1.43

Forward pound -0.63

Net incentive (U.K. +) +0.80

Chart 6
(Friday, Jan. 13)

Treasury bills: U.S. 4.77
U.K. 6.20
Canada 4.76

Interbank loan rate (German)
(Jan. 8-15) 5.71

Euro- $\$$ deposit (London) 5.88

*Zurich 3-mo. deposit
(Date: Dec. 15) 4.38

Japan composite rate
(Date: Sept. 30) 7.42

Chart 7

U.S. Gov't. (Wed., Jan. 11) 4.37

U.K. War Loan (Thurs., Jan. 12) 6.76

German Fed. (Fri., Jan. 13) 7.43

Swiss Confed. (Fri., Jan. 13) 4.24

Canadian Gov't. (Wed., Jan. 11) 5.68

Netherlands Gov't perpetual 3%
(Friday, Jan. 6) 5.85

Euro- $\$$ bonds (Fri., Jan. 13) 6.35

For descriptions and sources of data,
see special supplement to H. 13,
Number 239, March 16, 1966.

*Nov. 15 4.25 Dec. 7 4.38
23 4.38 15 4.38
30 4.50