


H. 13
No. 233

February 2, 1966

CAPITAL MARKET DEVELOPMENTS ABROAD

- 
- I. Ten Charts on Financial Markets Abroad
 - II. Latest Figures Plotted in H.13 Chart Series, 1966

I. Ten Charts on Financial Markets Abroad

- Chart 1 - New York, London, Montreal: Yields for U.S. Dollar Investors on 3-month Funds
- Chart 2 - London: Yields for U.S. Dollar Investors on 3-month Funds
- Chart 3 - London, Frankfurt, Zurich: Yields on 3-month Bank Funds; Price of Gold in London
- Chart 4 - Interest Arbitrage, New York/Canada
- Chart 5 - Interest Arbitrage, New York/London
- Chart 6 - Short-term Interest Rates
- Chart 7 - Long-term Bond Yields
- Chart 8 - Industrial Stock Indices
- Chart 9 - Spot Exchange Rates - Major Currencies Against U.S. Dollar
- Chart 10 - 3-month Forward Exchange Rates

Europe and British Commonwealth Section.

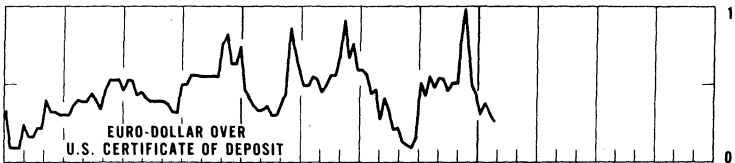
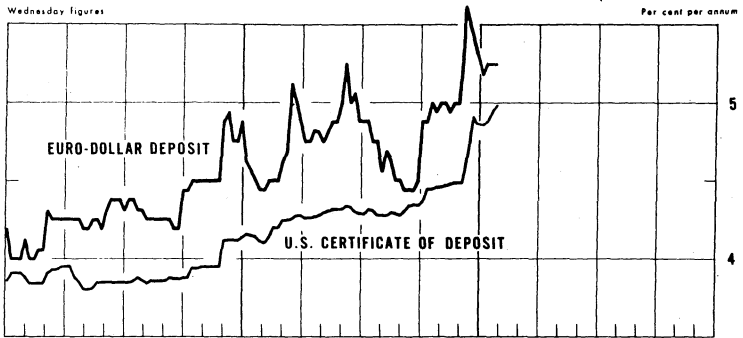
OFFICIAL USE ONLY
(Decontrolled after six months)

Chart 1

**NEW YORK, LONDON, MONTREAL:
YIELDS FOR U.S. DOLLAR INVESTORS ON 3-MONTH FUNDS**

DOLLAR DEPOSIT RATES: NEW YORK-LONDON

Wednesday figures



FINANCE CO. PAPER RATES (covered): QUOTED IN NEW YORK

Friday figures

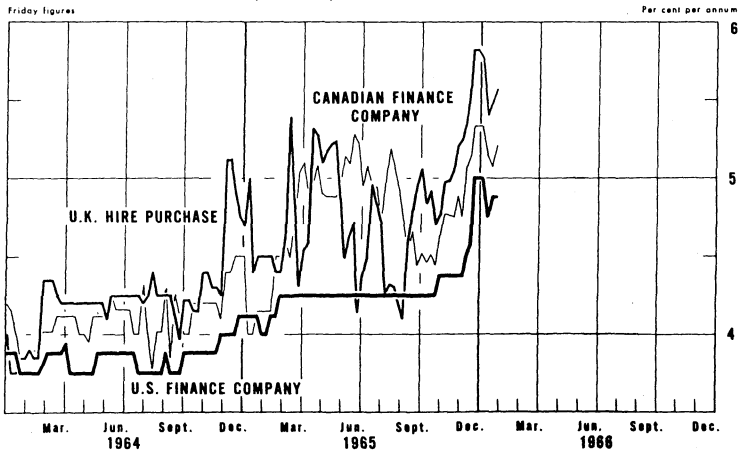
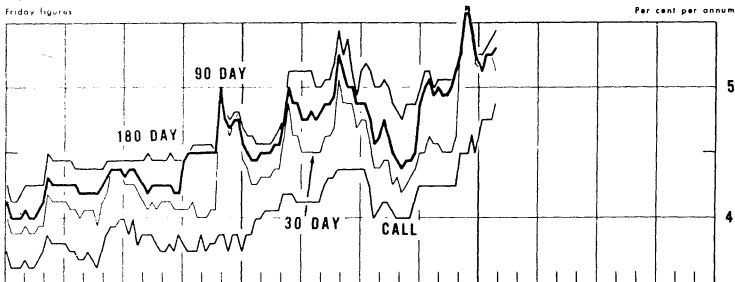



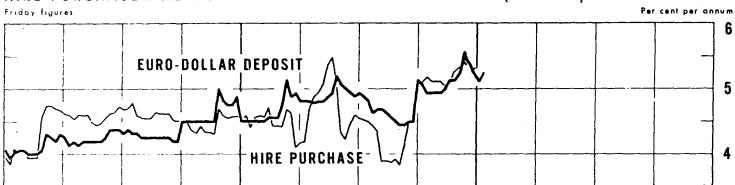


Chart 2

LONDON: YIELDS FOR U.S. DOLLAR INVESTORS ON 3-MONTH FUNDS EURO-DOLLAR DEPOSIT RATES



HIRE PURCHASE AND LOCAL AUTHORITY DEPOSIT RATES (covered)



1964

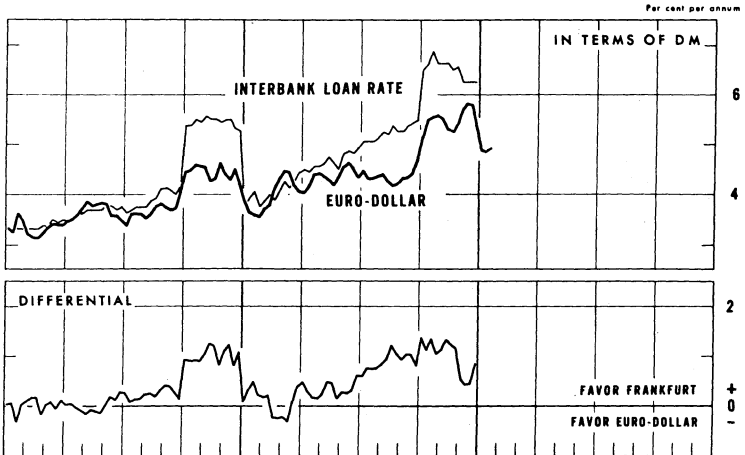
1965

1966

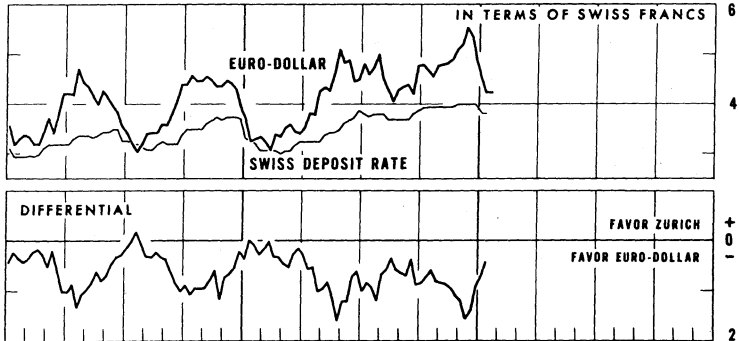
Chart 3

I LONDON, FRANKFURT, ZURICH: YIELDS ON 3-MONTH BANK FUNDS

FRANKFURT INTERBANK LOAN RATE VS. LONDON EURO-DOLLAR RATE (COVERED)



ZURICH DEPOSIT RATE VS. LONDON EURO-DOLLAR RATE (COVERED)



II PRICE OF GOLD IN LONDON

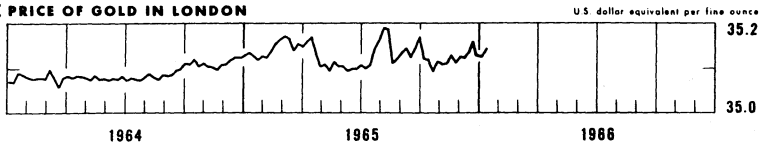


Chart 4

INTEREST ARBITRAGE, UNITED STATES/CANADA

Friday figures

Per cent per annum

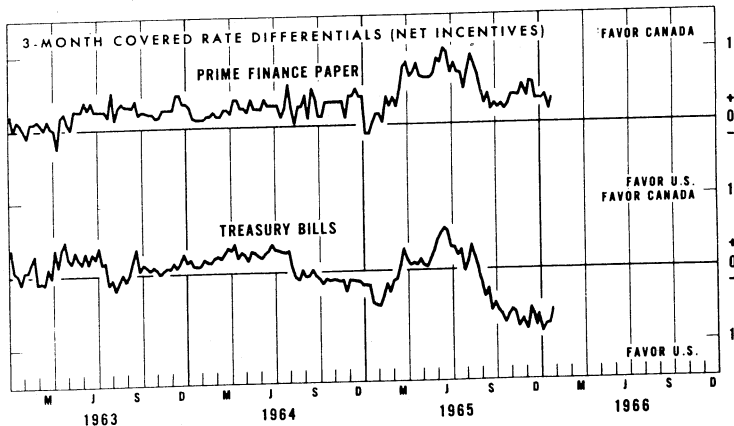
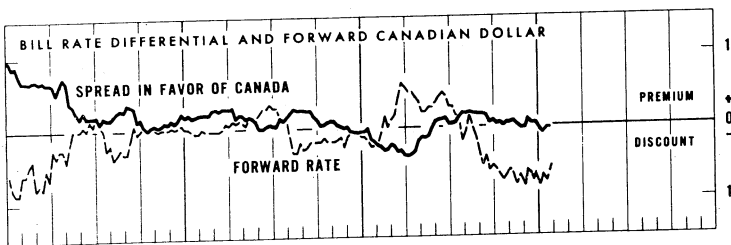
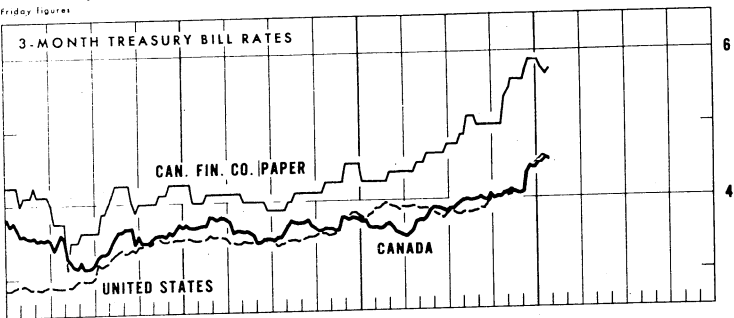


Chart 5

INTEREST ARBITRAGE, NEW YORK/LONDON

Friday figures

Per cent per annum

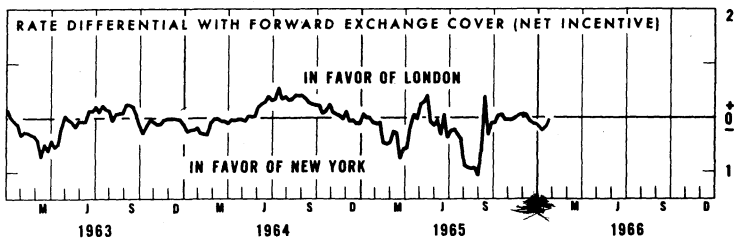
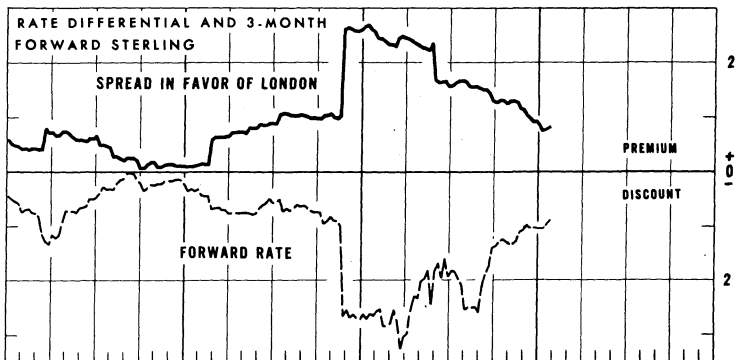
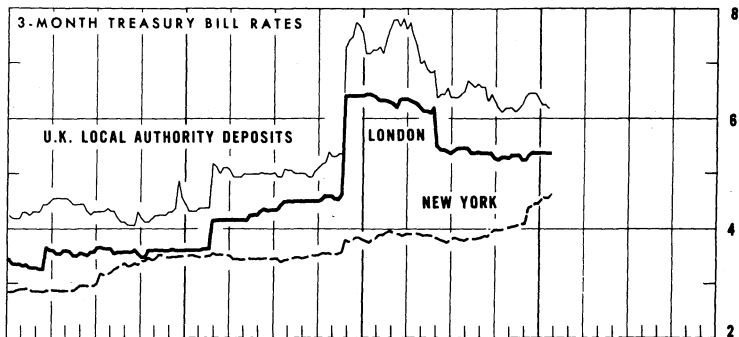
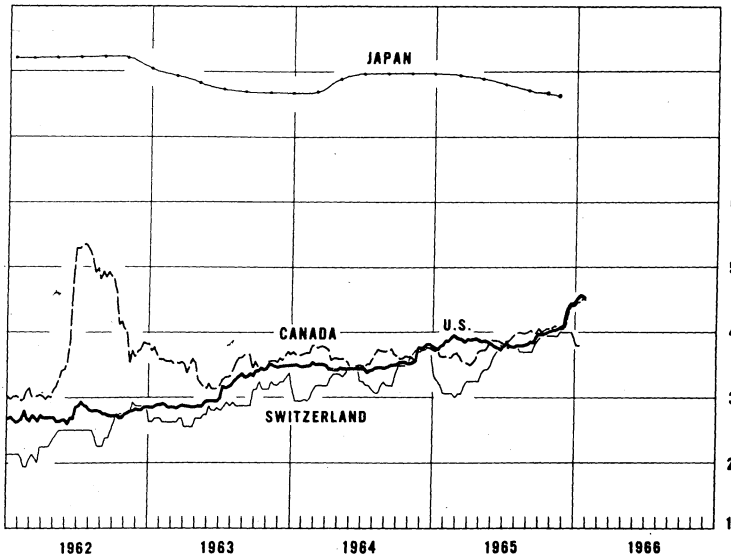
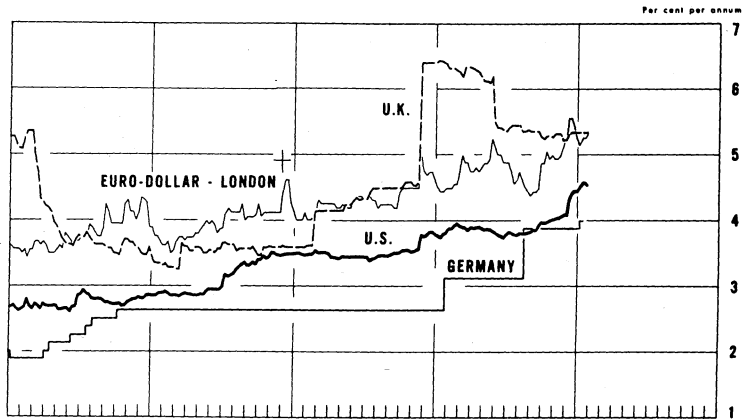


Chart 6

SHORT-TERM INTEREST RATES *



* 3-month treasury bill rates for all countries except Japan (Average rate on bank loans and discounts) and Switzerland (3 month deposit rate)

+ 3-month rate for U.S. dollar deposits in London.

Chart 7

LONG-TERM BOND YIELDS

Weekly figures

Per cent per annum

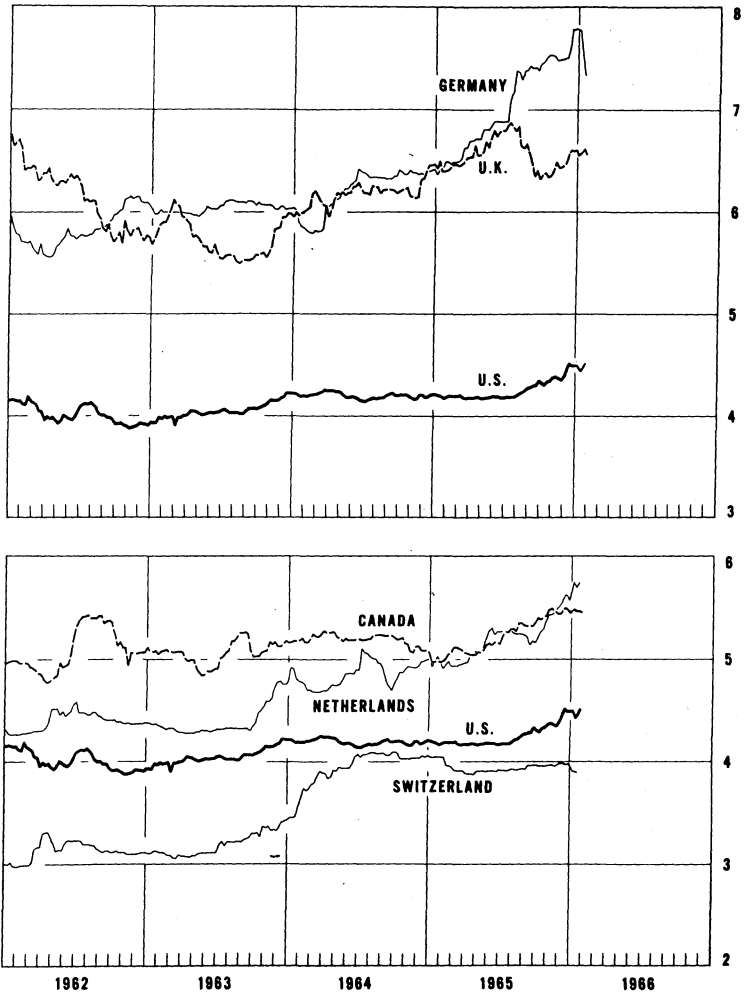
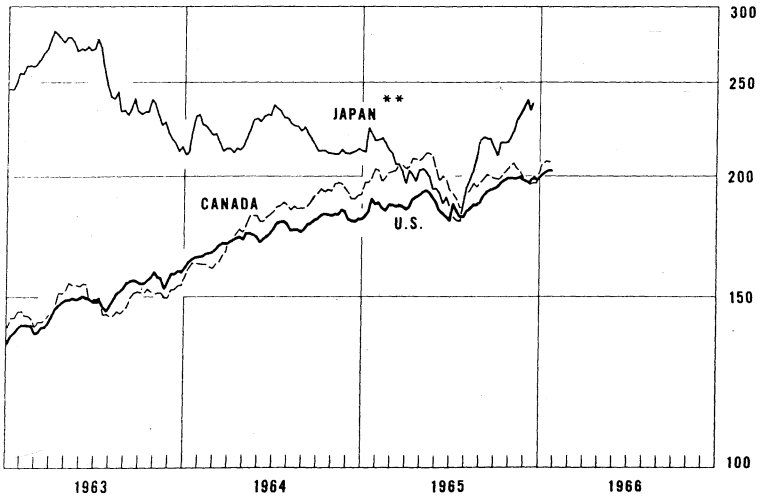
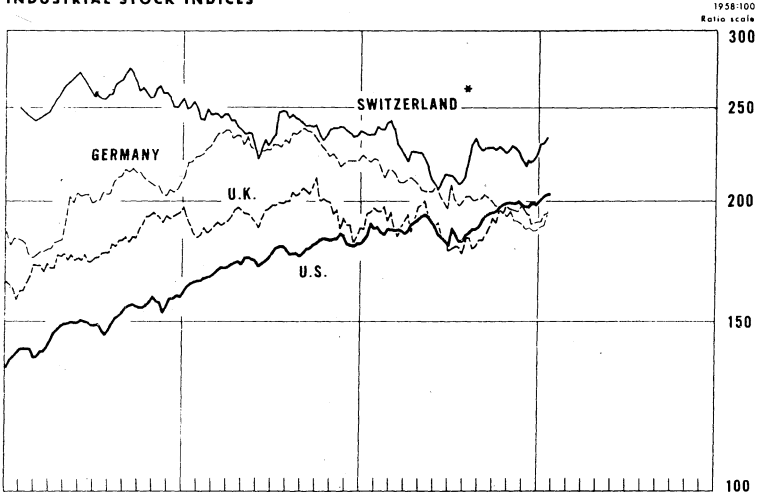


Chart B

INDUSTRIAL STOCK INDICES



* S-m Bank Corporation industrial stock index
** Japan: index of 225 industrial and other stocks traded on the Tokyo exchange

Chart 9

SPOT EXCHANGE RATES - MAJOR CURRENCIES AGAINST U.S. DOLLAR

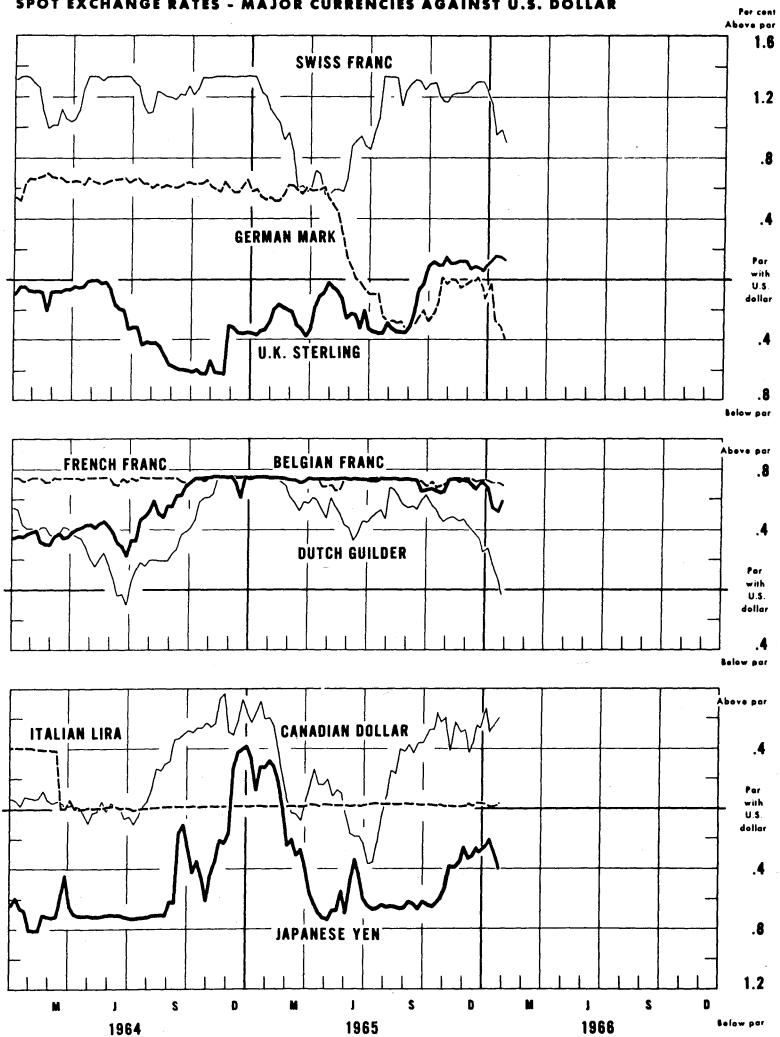


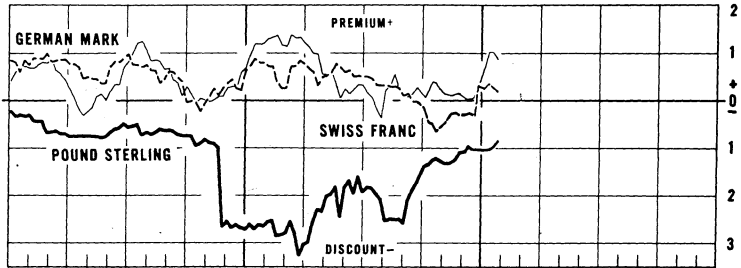
Chart 10

3-MONTH FORWARD EXCHANGE RATES

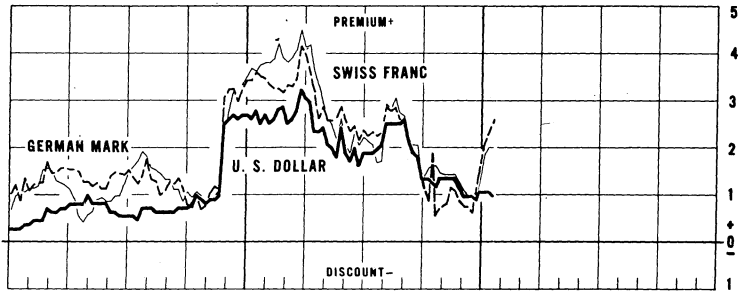
Friday figures

AGAINST U. S. DOLLARS

Per cent per annum



AGAINST POUND STERLING - LONDON



AGAINST POUND STERLING - LONDON

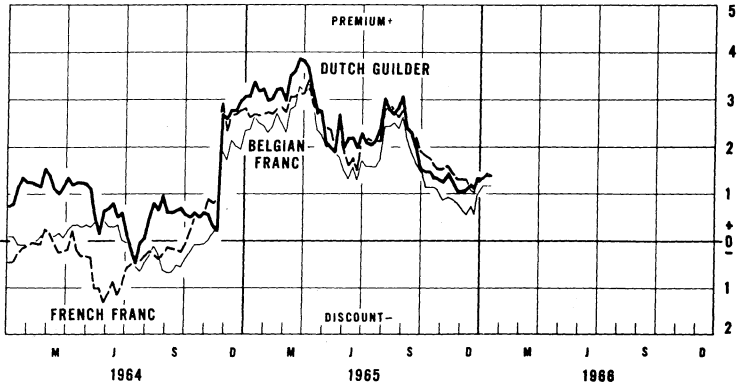


Chart 1

Upper panel
(Wednesday, January 26)

Euro-\$ deposit	5.25
U.S. certif. of deposit	4.99

Lower panel

(Friday, January 28)

Finance co. paper: U.S.	4.88
Canada	5.21
Hire-purchase paper, U.K.	5.57

Chart 2

(Friday, January 28)

Euro-\$ deposits:

Call	4.88	90-day	5.31
7-day	5.00	180-day	5.44
30-day	5.12		
Hire-purchase paper	5.31		
(December 31)			
Local-authority deposit	5.22		
(January 14)			

Chart 3

Upper panel
(Period: December 24-31)

Interbank loan (mid point)	6.25
Euro-\$ deposit (average)	5.40

*Lower panel
(Date: January 15)

Zurich 3-mo. deposit	3.81
----------------------	------

Price of gold
(Friday, January 14)

	35.144
--	--------

For description and sources of data see special annex to H. 13, Number 164, September 23, 1964.

* December 31	4.00
January 7	3.81

Chart 4

(Friday, January 28)

Treasury bills:	Canada	4.51
	U.S.	4.53
Spread favor Canada		-0.02
Forward Canadian \$		-0.54
Net incentive (Canada +)		-0.56
Canadian finance paper		5.75

Chart 5

(Friday, January 28)

Treasury bills:	U.K.	5.36
	U.S.	4.53
Spread favor U.K.		+0.83
Forward pound		-0.87
Net incentive (U.K. +)		-0.04

Chart 6

(Friday, January 28)

Treasury bills:	U.S.	4.53	Germany	4.00 (Jan. 14)
	U.K.	5.36	Canada	4.51
Euro-\$ deposit (London)		5.31		
Zurich 3-mo. deposit		3.81		
(Date: January 15)				
Japan composite rate				
(Date: November 30)				7.636

Chart 7

U.S. Gov't. (Wed., Jan.)	4.51
U.K. War Loan (Thurs., Jan. 27)	6.56
German Fed. (Fri., Jan. 21)	7.33
Swiss Confed. (Fri., Jan. 2)	3.90
Canadian Gov't. (Wed., Jan. 26)	5.45
Netherlands Gov't. perpetual	
(Fri., January 21)	5.74