

# FEDERAL RESERVE statistical release



G.17 (419) Supplement

For release at 9:15 a.m. (EDT)  
May 14, 2001

## INDUSTRIAL PRODUCTION AND CAPACITY UTILIZATION

Industrial production declined 0.3 percent in April after a drop in output in the first quarter that was steeper than previously reported. At 144.9 percent of its 1992 average, industrial production in April was 1.0 percent lower than in April 2000. Manufacturing output also fell 0.3 percent in April and has contracted nearly 3.5 percent since its recent peak in September 2000. Manufacturing output excluding motor vehicles and parts declined 0.4 percent in April. Output at utilities moved down 1.0 percent, and production in mining rose 0.6 percent. The rate of capacity utilization for total industry fell further, to 78.5 percent, more than 3-1/2 percentage points below its 1967–2000 average.

### Market Groups

The output of consumer goods declined 0.2 percent in April. The production of automotive products edged up 0.6 percent after a stronger gain in March; nonetheless, output remained below the level posted before the industry's downturn that began in October of last year. The production indexes declined for most other consumer durables and for

(over)

### INDUSTRIAL PRODUCTION AND CAPACITY UTILIZATION: SUMMARY

Seasonally adjusted

|                               | Index, 1992=100        |                   |                   |                   | Percent change         |                   |                   |                   | Apr. 00 to Apr. 01 |
|-------------------------------|------------------------|-------------------|-------------------|-------------------|------------------------|-------------------|-------------------|-------------------|--------------------|
|                               | 2001 Jan. <sup>r</sup> | Feb. <sup>r</sup> | Mar. <sup>r</sup> | Apr. <sup>p</sup> | 2001 Jan. <sup>r</sup> | Feb. <sup>r</sup> | Mar. <sup>r</sup> | Apr. <sup>p</sup> |                    |
| <b>Industrial Production</b>  |                        |                   |                   |                   |                        |                   |                   |                   |                    |
| <b>Total index</b>            | 146.0                  | 145.5             | 145.3             | 144.9             | -.9                    | -.4               | -.1               | -.3               | -1.0               |
| Previous estimates            | 146.4                  | 145.9             | 146.5             |                   | -.6                    | -.4               | .4                |                   |                    |
| <b>Major market groups:</b>   |                        |                   |                   |                   |                        |                   |                   |                   |                    |
| Products, total               | 135.0                  | 134.7             | 134.8             | 134.3             | -.7                    | -.2               | .1                | -.4               | -.7                |
| Consumer goods                | 121.8                  | 122.3             | 122.4             | 122.2             | -1.1                   | .4                | .1                | -.2               | -.8                |
| Business equipment            | 197.4                  | 195.1             | 196.1             | 193.8             | -.9                    | -1.2              | .5                | -1.1              | 1.4                |
| Construction supplies         | 140.7                  | 139.7             | 139.2             | 138.4             | .0                     | -.7               | -.3               | -.6               | -4.2               |
| Materials                     | 165.9                  | 164.8             | 164.3             | 163.9             | -1.1                   | -.6               | -.4               | -.2               | -1.3               |
| <b>Major industry groups:</b> |                        |                   |                   |                   |                        |                   |                   |                   |                    |
| Manufacturing                 | 151.3                  | 150.7             | 150.3             | 149.8             | -.8                    | -.4               | -.2               | -.3               | -1.6               |
| Durable                       | 192.3                  | 191.0             | 191.9             | 190.7             | -1.4                   | -.7               | .4                | -.6               | -.1                |
| Nondurable                    | 114.0                  | 114.0             | 112.8             | 112.8             | -.1                    | .0                | -1.1              | .0                | -3.3               |
| Mining                        | 101.0                  | 101.3             | 102.4             | 103.1             | 1.4                    | .3                | 1.1               | .6                | 3.2                |
| Utilities                     | 124.0                  | 123.1             | 123.6             | 122.3             | -3.9                   | -.7               | .4                | -1.0              | 3.1                |
|                               | Percent of capacity    |                   |                   |                   |                        |                   |                   |                   | Capacity growth    |
| <b>Capacity Utilization</b>   | Average 1967–00        | 1982 Low          | 1988–89 High      | 2000 Apr.         | 2001 Jan. <sup>r</sup> | Feb. <sup>r</sup> | Mar. <sup>r</sup> | Apr. <sup>p</sup> | Apr. 00 to Apr. 01 |
| <b>Total industry</b>         | 82.1                   | 71.1              | 85.4              | 82.5              | 79.7                   | 79.2              | 78.9              | 78.5              | 4.0                |
| Manufacturing                 | 81.1                   | 69.0              | 85.7              | 81.8              | 78.4                   | 77.9              | 77.5              | 77.1              | 4.5                |
| Advanced processing           | 80.6                   | 71.0              | 84.2              | 79.8              | 78.6                   | 78.1              | 78.1              | 77.7              | 2.3                |
| Primary processing            | 82.2                   | 65.7              | 88.3              | 86.2              | 79.2                   | 78.6              | 77.6              | 77.1              | 8.0                |
| Mining                        | 87.4                   | 80.3              | 88.0              | 85.7              | 87.5                   | 87.8              | 88.9              | 89.6              | -1.3               |
| Utilities                     | 87.6                   | 75.9              | 92.6              | 90.0              | 91.7                   | 90.7              | 90.8              | 89.6              | 3.5                |

consumer energy products. The decline in the energy index reflected a drop in utility output for residential use that more than offset a jump in the production of automotive gasoline. The output of nondurable consumer goods excluding energy was unchanged and thus continued the sluggish pattern of production that has been evident over the past year.

The production of business equipment dropped 1.1 percent, more than reversing the gain posted in March; production for this group has fallen more than 3 percent since November. The output of industrial and other equipment fell nearly 2 percent in April, with sharp losses in construction equipment, metalworking machinery, and farm machinery. The output of information processing equipment declined 0.4 percent further, pushed down by continued weakness in the production of communications equipment and computers. The output of transit equipment also declined, largely owing to a rollback in the production of medium and heavy trucks.

Within intermediate products, the output of construction supplies fell 0.6 percent further in April; output for that group is more than 4 percent below its level in April 2000. The production of materials receded 0.2 percent in April, with the losses concentrated in durables. The production of semiconductors and related electronic components fell further, as did the output of basic metals. In addition, the production of semiconductors and related electronic components in the first quarter was revised down significantly, leaving the April level about 6 percent below the December level. The output of nondurable goods materials edged up 0.2 percent in April after a 2 percent decline in March. The production of both chemical and paper materials posted small gains, while the output of textiles fell again. The production of energy materials was up 0.3 percent, as declines at electric and gas utilities were more than offset by gains in the coal and oil and gas extraction industries.

### Industry Groups

Manufacturing output fell 0.3 percent in April, the seventh consecutive monthly decline. Most of the losses were posted in the durable goods industries, most notably in high technology, other industrial machinery, and primary metals. The production of nondurable goods was unchanged; both the textile mill products industry and the apparel industry made significant cutbacks in production, while the output of petroleum products jumped sharply.

The factory operating rate edged down further, to 77.1 percent. The utilization rate for primary-processing industries decreased slightly, to 77.1 percent, while the rate for advanced-processing industries edged down to 77.7 percent. Capacity utilization in high-technology industries (computers, communications equipment, and semiconductors) dropped for the ninth successive month, to 73.4 percent, a level more than 6-1/2 percentage points below its July 2000 peak. The operating rate at utilities dipped to 89.6 percent. The operating rate for mining increased for the fourth consecutive month, to 89.6 percent.

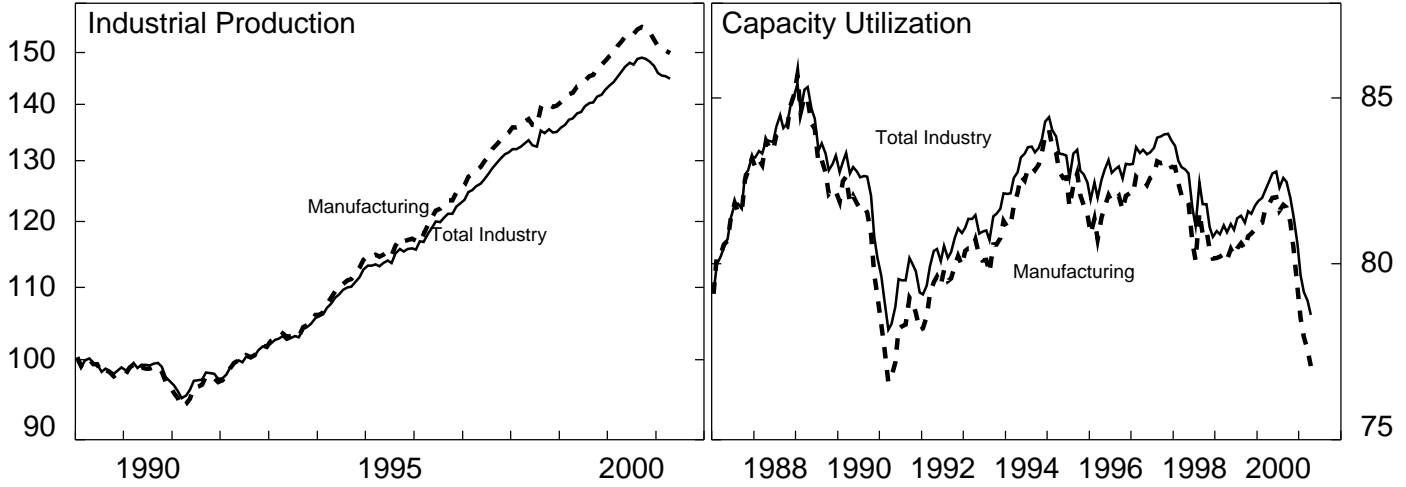
Note: The capacity indexes have been revised in this release beginning with January 2001. Although changes among most industries were offsetting, a significant downward revision to capacity growth at both semiconductor and computer manufacturers has led to a reduction in the overall estimate of capacity growth in 2001 from 3.5 percent to 2.7 percent.

# Industrial Production and Capacity Utilization

(April data, seasonally adjusted)

Ratio scale, 1992=100

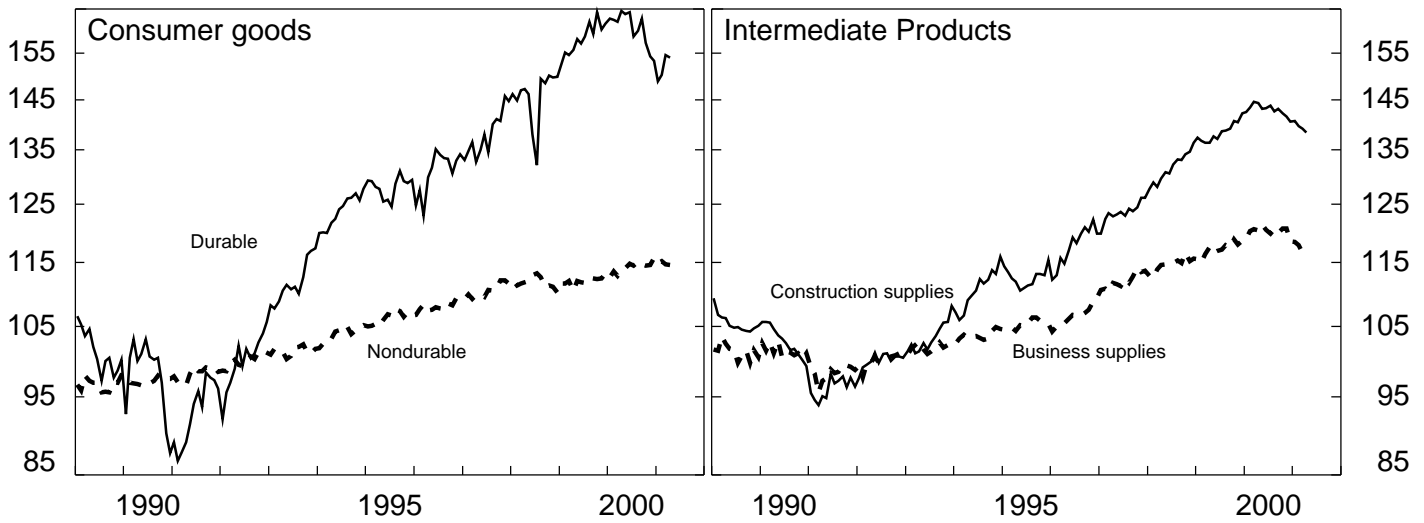
Percent of capacity



Ratio scale, 1992=100

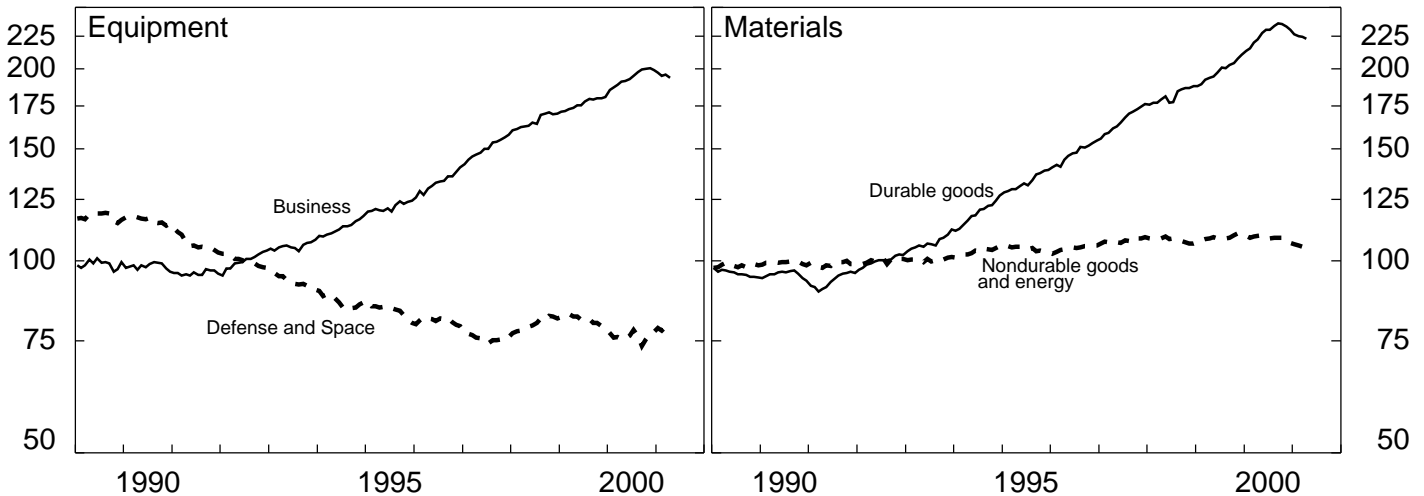
## Industrial Production, Market Groups

Ratio scale, 1992=100



Ratio scale, 1992=100

Ratio scale, 1992=100



**Table 1A**  
**INDUSTRIAL PRODUCTION: MARKET GROUPS**

| Item  | 2000 IP Proportion <sup>1</sup> | Index, 1992=100     |        |                        |                   |                   |                   |                         |        |                        |                   |                   |                   |
|---|---------------------------------|---------------------|--------|------------------------|-------------------|-------------------|-------------------|-------------------------|--------|------------------------|-------------------|-------------------|-------------------|
|   |                                 | Seasonally Adjusted |        |                        |                   |                   |                   | Not seasonally adjusted |        |                        |                   |                   |                   |
|   |                                 | 2000 Nov.           | Dec.   | 2001 Jan. <sup>†</sup> | Feb. <sup>†</sup> | Mar. <sup>†</sup> | Apr. <sup>P</sup> | 2000 Nov.               | Dec.   | 2001 Jan. <sup>†</sup> | Feb. <sup>†</sup> | Mar. <sup>†</sup> | Apr. <sup>P</sup> |
| <b>Total index</b>  | 100.00                          | 148.2               | 147.3  | 146.0                  | 145.5             | 145.3             | 144.9             | 148.6                   | 146.1  | 144.9                  | 145.5             | 146.7             | 142.8             |
| <b>Products, total</b>  | 60.78                           | 136.3               | 136.0  | 135.0                  | 134.7             | 134.8             | 134.3             | 136.9                   | 134.7  | 134.9                  | 134.8             | 135.1             | 132.4             |
| <b>Final products</b>   | 45.63                           | 138.8               | 139.0  | 137.8                  | 137.7             | 138.1             | 137.6             | 139.9                   | 138.4  | 139.3                  | 139.6             | 140.1             | 135.8             |
| <b>Consumer goods</b>   | 28.73                           | 122.4               | 123.1  | 121.8                  | 122.3             | 122.4             | 122.2             | 121.9                   | 121.5  | 124.2                  | 124.1             | 124.1             | 119.8             |
| <b>Durable</b>  | 6.10                            | 154.3               | 153.4  | 148.9                  | 150.3             | 154.5             | 154.0             | 155.4                   | 144.0  | 144.2                  | 157.2             | 164.8             | 158.9             |
| Automotive products   | 2.88                            | 143.6               | 140.7  | 133.8                  | 136.5             | 144.9             | 145.8             | 140.7                   | 128.0  | 128.6                  | 145.4             | 158.7             | 150.4             |
| Autos and trucks  | 1.84                            | 153.0               | 144.1  | 136.2                  | 141.0             | 154.5             | 156.2             | 149.9                   | 126.5  | 129.4                  | 156.6             | 176.3             | 162.8             |
| Autos   | .54                             | 103.0               | 94.3   | 99.4                   | 98.7              | 104.1             | 102.4             | 102.3                   | 83.4   | 94.3                   | 106.3             | 115.7             | 105.9             |
| Trucks  | 1.29                            | 204.3               | 194.7  | 175.5                  | 185.2             | 206.3             | 210.8             | 199.1                   | 170.4  | 166.9                  | 208.5             | 237.8             | 220.3             |
| Auto parts and allied goods                                   | 1.04                            | 128.2               | 133.8  | 128.4                  | 128.2             | 129.2             | 129.0             | 125.7                   | 128.1  | 125.6                  | 127.7             | 132.0             | 131.0             |
| Other durable goods   | 3.23                            | 163.7               | 164.7  | 162.7                  | 162.8             | 162.9             | 160.9             | 168.6                   | 158.5  | 158.4                  | 167.5             | 169.5             | 166.0             |
| Appliances and electronics                                    | .96                             | 332.7               | 341.7  | 332.0                  | 329.5             | 336.4             | 336.1             | 357.0                   | 325.2  | 322.2                  | 347.0             | 345.0             | 322.6             |
| Appliances and air cond.                                      | .51                             | 141.8               | 147.0  | 147.1                  | 149.6             | 152.5             | 151.6             | 150.2                   | 130.4  | 139.3                  | 158.4             | 160.6             | 150.2             |
| Home electronics  | .45                             | 783.0               | 796.9  | 749.6                  | 723.1             | 739.6             | 743.3             | 849.4                   | 809.8  | 744.7                  | 753.3             | 730.9             | 683.2             |
| Carpeting and furniture                                       | .86                             | 125.4               | 127.4  | 123.9                  | 128.2             | 126.8             | 125.0             | 121.9                   | 117.0  | 119.7                  | 126.9             | 125.1             | 129.4             |
| Miscellaneous   | 1.41                            | 117.1               | 115.5  | 116.5                  | 114.8             | 114.2             | 112.0             | 121.1                   | 115.1  | 114.2                  | 119.0             | 123.7             | 120.9             |
| <b>Nondurable</b>   | 22.63                           | 114.6               | 115.7  | 114.9                  | 115.3             | 114.7             | 114.6             | 113.9                   | 115.6  | 118.7                  | 116.1             | 114.7             | 110.8             |
| Nonenergy   | 19.19                           | 114.2               | 113.9  | 114.3                  | 114.4             | 113.8             | 113.8             | 113.9                   | 109.7  | 111.5                  | 111.7             | 111.8             | 110.8             |
| Foods and tobacco   | 9.97                            | 110.7               | 110.1  | 110.3                  | 110.6             | 109.9             | 109.9             | 110.0                   | 102.5  | 106.5                  | 106.6             | 107.0             | 106.0             |
| Clothing  | 1.39                            | 83.2                | 82.4   | 82.6                   | 80.3              | 80.3              | 79.2              | 83.2                    | 79.8   | 77.0                   | 78.1              | 78.0              | 76.5              |
| Chemical products   | 4.95                            | 138.5               | 139.0  | 139.1                  | 141.6             | 141.8             | 142.1             | 137.0                   | 138.3  | 139.3                  | 140.4             | 140.9             | 139.8             |
| Paper products  | 2.88                            | 112.5               | 112.2  | 113.7                  | 111.2             | 109.6             | 109.6             | 114.4                   | 113.8  | 112.4                  | 110.9             | 109.6             | 109.0             |
| Energy products   | 3.44                            | 117.3               | 126.1  | 119.0                  | 120.5             | 120.0             | 119.2             | 114.5                   | 149.2  | 159.6                  | 141.4             | 131.7             | 111.1             |
| Fuels   | 1.34                            | 115.5               | 112.3  | 112.0                  | 114.7             | 114.1             | 116.4             | 117.8                   | 114.7  | 107.8                  | 109.0             | 108.6             | 116.6             |
| Utilities   | 2.10                            | 117.6               | 134.5  | 122.8                  | 123.5             | 123.1             | 120.2             | 112.3                   | 173.0  | 195.1                  | 163.7             | 147.6             | 107.5             |
| <b>Equipment, total</b>                                       | 16.90                           | 169.9               | 168.9  | 168.0                  | 166.4             | 167.4             | 166.2             | 171.9                   | 168.2  | 164.9                  | 166.0             | 167.8             | 163.6             |
| <b>Business equipment</b>                                     | 14.25                           | 200.6               | 199.2  | 197.4                  | 195.1             | 196.1             | 193.8             | 201.9                   | 196.7  | 192.3                  | 193.3             | 195.4             | 189.8             |
| Information processing & related                              | 5.92                            | 336.7               | 335.9  | 337.4                  | 331.8             | 329.9             | 328.5             | 344.1                   | 340.5  | 327.0                  | 316.7             | 316.4             | 316.5             |
| Computer and office   | 1.64                            | 1305.0              | 1318.3 | 1310.6                 | 1298.2            | 1301.3            | 1300.1            | 1405.9                  | 1359.5 | 1260.2                 | 1191.1            | 1193.8            | 1230.5            |
| Industrial  | 4.23                            | 147.4               | 145.8  | 145.7                  | 141.5             | 142.3             | 139.8             | 146.2                   | 142.9  | 143.4                  | 142.7             | 143.7             | 136.9             |
| Transit   | 2.60                            | 121.8               | 117.4  | 111.7                  | 112.4             | 116.7             | 115.3             | 121.1                   | 112.3  | 109.1                  | 117.3             | 124.0             | 115.7             |
| Autos and trucks  | 1.26                            | 130.4               | 122.0  | 115.6                  | 119.3             | 128.8             | 124.6             | 127.8                   | 107.2  | 110.2                  | 130.6             | 144.5             | 130.3             |
| Other   | 1.49                            | 148.6               | 153.5  | 149.3                  | 153.8             | 153.3             | 149.9             | 147.6                   | 144.8  | 142.4                  | 154.5             | 153.7             | 149.4             |
| <b>Defense and space equipment</b>                            | 1.94                            | 77.0                | 77.5   | 78.5                   | 77.9              | 78.8              | 79.8              | 78.1                    | 79.5   | 78.3                   | 78.4              | 79.1              | 77.7              |
| Oil and gas well drilling                                     | .52                             | 138.9               | 139.1  | 146.7                  | 147.9             | 150.7             | 155.3             | 140.4                   | 139.2  | 145.5                  | 147.1             | 148.1             | 153.9             |
| Manufactured homes  | .18                             | 90.9                | 83.5   | 73.5                   | 81.0              | 79.6              | 78.9              | 87.7                    | 66.8   | 65.5                   | 79.8              | 83.0              | 84.6              |
| <b>Intermediate products</b>                                  | 15.15                           | 128.5               | 126.8  | 126.7                  | 126.0             | 125.0             | 124.5             | 128.2                   | 123.8  | 122.4                  | 120.9             | 120.6             | 122.4             |
| Construction supplies   | 6.13                            | 141.6               | 140.6  | 140.7                  | 139.7             | 139.2             | 138.4             | 141.8                   | 133.6  | 130.9                  | 132.3             | 134.1             | 137.8             |
| Business supplies   | 9.02                            | 120.7               | 118.5  | 118.4                  | 117.9             | 116.7             | 116.3             | 120.2                   | 117.8  | 117.2                  | 114.1             | 112.6             | 113.4             |
| <b>Materials</b>  | 39.22                           | 169.9               | 167.8  | 165.9                  | 164.8             | 164.3             | 163.9             | 169.9                   | 166.9  | 162.7                  | 164.9             | 167.7             | 161.7             |
| <b>Durable</b>  | 22.78                           | 232.9               | 230.3  | 226.6                  | 224.9             | 224.3             | 223.1             | 234.7                   | 230.4  | 219.0                  | 223.2             | 231.3             | 218.3             |
| Consumer parts  | 4.49                            | 161.8               | 157.6  | 146.1                  | 149.4             | 153.3             | 153.7             | 161.8                   | 141.6  | 142.9                  | 157.2             | 165.1             | 158.8             |
| Equipment parts   | 8.68                            | 521.4               | 522.3  | 517.5                  | 513.7             | 510.3             | 506.5             | 531.3                   | 553.9  | 494.9                  | 495.5             | 532.4             | 471.9             |
| Semiconductors, printed circuit boards, and oth. elec. comps. | 3.73                            | 3176.0              | 3218.0 | 3130.8                 | 3093.8            | 3048.7            | 3023.7            | 3237.1                  | 3532.6 | 2820.2                 | 2855.2            | 3350.8            | 2632.1            |
| Other   | 9.61                            | 131.8               | 129.6  | 130.1                  | 127.4             | 126.0             | 125.0             | 131.8                   | 127.8  | 126.1                  | 126.3             | 125.6             | 124.6             |
| Basic metals  | 3.00                            | 124.4               | 123.6  | 121.2                  | 118.8             | 116.7             | 115.7             | 124.3                   | 121.3  | 120.3                  | 120.7             | 119.9             | 117.7             |
| <b>Nondurable</b>   | 8.38                            | 110.7               | 108.6  | 107.5                  | 106.8             | 104.7             | 104.9             | 110.2                   | 104.6  | 106.0                  | 108.2             | 105.5             | 106.8             |
| Textile   | .73                             | 89.5                | 90.3   | 91.0                   | 88.0              | 87.9              | 86.2              | 90.1                    | 82.6   | 88.1                   | 88.2              | 88.8              | 88.1              |
| Paper   | 1.53                            | 113.4               | 109.4  | 110.3                  | 112.1             | 105.3             | 105.8             | 112.0                   | 106.4  | 111.5                  | 115.1             | 106.0             | 106.1             |
| Chemical  | 4.31                            | 113.7               | 109.8  | 108.5                  | 107.7             | 106.5             | 106.9             | 113.3                   | 106.9  | 106.7                  | 109.4             | 106.9             | 109.6             |
| Other   | 1.80                            | 111.9               | 113.9  | 111.0                  | 109.7             | 108.5             | 108.6             | 111.5                   | 108.7  | 108.5                  | 109.2             | 110.1             | 109.9             |
| <b>Energy</b>   | 8.06                            | 105.4               | 104.5  | 104.4                  | 104.2             | 105.1             | 105.4             | 103.6                   | 105.5  | 106.1                  | 105.2             | 105.8             | 103.2             |
| Primary   | 5.78                            | 99.3                | 98.6   | 100.3                  | 99.4              | 101.0             | 101.4             | 98.2                    | 99.5   | 101.1                  | 101.2             | 102.1             | 100.5             |
| Converted fuel  | 2.28                            | 118.7               | 117.3  | 111.8                  | 113.7             | 112.4             | 112.5             | 115.0                   | 118.5  | 116.0                  | 112.3             | 111.7             | 106.5             |
| <b>SPECIAL AGGREGATES</b>                                     |                                 |                     |        |                        |                   |                   |                   |                         |        |                        |                   |                   |                   |
| <b>Total excluding:</b>                                       |                                 |                     |        |                        |                   |                   |                   |                         |        |                        |                   |                   |                   |
| Autos and trucks  | 96.90                           | 148.4               | 147.8  | 146.6                  | 146.0             | 145.5             | 145.0             | 148.9                   | 147.0  | 145.6                  | 145.5             | 146.2             | 142.7             |
| Motor vehicles and parts                                      | 94.28                           | 147.7               | 147.2  | 146.5                  | 145.6             | 144.9             | 144.4             | 148.2                   | 146.9  | 145.4                  | 144.9             | 145.2             | 141.8             |
| Computers   | 97.63                           | 140.8               | 139.9  | 138.6                  | 138.1             | 138.0             | 137.5             | 140.8                   | 138.5  | 137.5                  | 138.4             | 139.5             | 135.7             |
| Computers and semiconductors <sup>2</sup>                     | 93.47                           | 125.0               | 124.1  | 123.1                  | 122.7             | 122.7             | 122.3             | 124.9                   | 122.2  | 122.6                  | 123.3             | 123.6             | 121.2             |
| Computers, communications eq. and semiconductors              | 91.53                           | 122.0               | 121.1  | 120.1                  | 119.7             | 119.7             | 119.3             | 121.8                   | 119.0  | 119.5                  | 120.3             | 120.6             | 118.3             |
| <b>Consumer goods excluding:</b>                              |                                 |                     |        |                        |                   |                   |                   |                         |        |                        |                   |                   |                   |
| Autos and trucks  | 26.90                           | 120.6               | 121.9  | 120.8                  | 121.1             | 120.7             | 120.4             | 120.4                   | 121.1  | 123.7                  | 122.3             | 121.4             | 117.5             |
| Energy  | 25.29                           | 122.9               | 122.5  | 122.0                  | 122.3             | 122.6             | 122.5             | 122.8                   | 117.3  | 118.8                  | 121.4             | 122.9             | 121.0             |
| <b>Business equipment excluding:</b>                          |                                 |                     |        |                        |                   |                   |                   |                         |        |                        |                   |                   |                   |
| Autos and trucks  | 12.99                           | 209.4               | 208.9  | 207.7                  | 204.6             | 204.4             | 202.5             | 211.0                   | 208.0  | 202.6                  | 201.0             | 201.5             | 197.0             |
| Computer and office equipment                                 | 12.61                           | 161.5               | 159.9  | 158.4                  | 156.5             | 157.4             | 155.3             | 160.6                   | 156.8  | 154.4                  | 156.6             | 158.5             | 152.7             |
| <b>Materials excluding:</b>                                   |                                 |                     |        |                        |                   |                   |                   |                         |        |                        |                   |                   |                   |
| Energy  | 31.16                           | 190.4               | 187.8  | 185.1                  | 183.8             | 182.5             | 181.8             | 191.3                   | 186.1  | 179.9                  | 183.4             | 187.1             | 179.8             |

1. The IP proportion data are estimates of the industries' relative contributions to overall IP growth in the following year.

2. Semiconductors include related electronic components.

**Table 1B**  
**INDUSTRIAL PRODUCTION: MARKET GROUPS**

Percent change

| Item  | 1999 Q4<br>to<br>2000 Q4 | Seasonally adjusted<br>annual rate |       |       |                         | Seasonally adjusted       |                   |                   |                   | Not seasonally adjusted   |                   |                   |                   | Apr. 00<br>to<br>Apr. 01 |
|---|--------------------------|------------------------------------|-------|-------|-------------------------|---------------------------|-------------------|-------------------|-------------------|---------------------------|-------------------|-------------------|-------------------|--------------------------|
|   |                          | 2000<br>Q2                         | Q3    | Q4    | 2001<br>Q1 <sup>1</sup> | 2001<br>Jan. <sup>r</sup> | Feb. <sup>r</sup> | Mar. <sup>r</sup> | Apr. <sup>p</sup> | 2001<br>Jan. <sup>r</sup> | Feb. <sup>r</sup> | Mar. <sup>r</sup> | Apr. <sup>p</sup> |                          |
| <b>Total index</b>  | 4.2                      | 7.9                                | 3.5   | -9    | -6.5                    | -9                        | -4                | -1                | -3                | -9                        | .4                | .8                | -2.6              | -1.0                     |
| <b>Products, total</b>  | 3.0                      | 4.9                                | 2.2   | -5    | -3.8                    | -7                        | -2                | .1                | -4                | .2                        | -1                | .2                | -2.0              | -7                       |
| <b>Final products</b>   | 3.7                      | 6.0                                | 3.5   | .1    | -3.0                    | -9                        | -1                | .3                | -4                | .6                        | .2                | .4                | -3.1              | .3                       |
| <b>Consumer goods</b>   | .6                       | 4.3                                | -5    | -2.4  | -1.9                    | -1.1                      | .4                | .1                | -2                | 2.2                       | -1                | .0                | -3.5              | -8                       |
| <b>Durable</b>  | -4.4                     | 4.4                                | -8.9  | -13.1 | -9.3                    | -2.9                      | .9                | 2.8               | -4                | .2                        | 9.0               | 4.9               | -3.6              | -6.5                     |
| Automotive products   | -6.9                     | 5.5                                | -10.8 | -21.9 | -14.9                   | -4.9                      | 2.1               | 6.1               | .6                | .5                        | 13.1              | 9.2               | -5.3              | -7.5                     |
| Autos and trucks  | -10.4                    | 10.9                               | -15.2 | -32.3 | -19.8                   | -5.5                      | 3.5               | 9.6               | 1.0               | 2.2                       | 21.1              | 12.6              | -7.7              | -10.1                    |
| Autos   | -11.5                    | 10.0                               | -2.0  | -45.0 | -3.7                    | 5.4                       | -7                | 5.5               | -1.7              | 13.0                      | 12.7              | 8.9               | -8.4              | -13.6                    |
| Trucks  | -9.9                     | 11.3                               | -20.5 | -25.9 | -25.8                   | -9.9                      | 5.5               | 11.4              | 2.1               | -2.1                      | 24.9              | 14.1              | -7.4              | -8.7                     |
| Auto parts and allied goods                                   | -6                       | -3.7                               | -2.1  | -5    | -6.4                    | -4.1                      | -1                | .7                | -1                | -2.0                      | 1.6               | 3.4               | -8                | -2.7                     |
| Other durable goods   | -2.2                     | 3.6                                | -7.1  | -4.5  | -4.3                    | -1.2                      | .0                | .1                | -1.2              | -1                        | 5.7               | 1.2               | -2.1              | -5.6                     |
| Appliances and electronics                                    | -1.3                     | 11.4                               | -13.4 | 8.0   | -3.5                    | -2.9                      | -7                | 2.1               | -1                | -9                        | 7.7               | -6                | -6.5              | -1.5                     |
| Appliances and air cond.                                      | -4.5                     | -5.2                               | -25.8 | -7    | 19.1                    | .1                        | 1.7               | 1.9               | -6                | 6.9                       | 13.7              | 1.4               | -6.4              | -1.0                     |
| Home electronics  | 2.8                      | 31.8                               | 1.3   | 17.4  | -23.6                   | -5.9                      | -3.5              | 2.3               | .5                | -8.0                      | 1.2               | -3.0              | -6.5              | -2.3                     |
| Carpeting and furniture                                       | .6                       | 5.8                                | -7    | -9.2  | -3.8                    | -2.7                      | 3.5               | -1.1              | -1.4              | 2.3                       | 6.1               | -1.5              | 3.5               | -5.2                     |
| Miscellaneous   | -4.2                     | -2.9                               | -6.2  | -9.7  | -5.1                    | .9                        | -1.5              | -5                | -1.9              | -8                        | 4.2               | 4.0               | -2.3              | -8.7                     |
| <b>Nondurable</b>   | 2.0                      | 4.2                                | 2.0   | .6    | .1                      | -7                        | .3                | -5                | -1                | 2.7                       | -2.2              | -1.2              | -3.5              | .8                       |
| Nonenergy   | 1.2                      | 3.6                                | 1.6   | -1.0  | .0                      | .3                        | .1                | -5                | .0                | 1.7                       | .2                | .1                | -9                | .1                       |
| Foods and tobacco   | .9                       | .2                                 | 1.2   | -2.0  | -4                      | .1                        | .3                | -7                | .1                | 3.8                       | .1                | .4                | -9                | -8                       |
| Clothing  | -4.4                     | -2.4                               | -9.6  | -7.0  | -8.0                    | .2                        | -2.8              | .0                | -1.4              | -3.5                      | 1.4               | .0                | -1.9              | -9.5                     |
| Chemical products   | 2.5                      | 13.8                               | .7    | 1.2   | 5.9                     | .1                        | 1.8               | .1                | .2                | .7                        | .8                | .3                | -8                | 4.1                      |
| Paper products  | 3.1                      | 2.2                                | 10.6  | 1.5   | -4.5                    | 1.3                       | -2.1              | -1.4              | .0                | -1.3                      | -1.3              | -1.2              | -5                | 1.3                      |
| Energy products   | 6.7                      | 7.9                                | 4.5   | 10.0  | .7                      | -5.7                      | 1.3               | -4                | -7                | 7.0                       | -11.4             | -6.9              | -15.7             | 5.0                      |
| Fuels   | 1.7                      | 5.2                                | 3.6   | -9    | .1                      | -2                        | 2.4               | -5                | 2.0               | -6.0                      | 1.1               | -4                | 7.4               | 3.9                      |
| Utilities   | 9.9                      | 10.2                               | 5.0   | 17.7  | 1.1                     | -8.7                      | .6                | -4                | -2.4              | 12.8                      | -16.1             | -9.8              | -27.2             | 5.6                      |
| <b>Equipment, total</b>                                       | 8.9                      | 8.9                                | 10.5  | 4.3   | -4.7                    | -5                        | -1.0              | .6                | -7                | -2.0                      | .6                | 1.1               | -2.5              | 2.1                      |
| <b>Business equipment</b>                                     | 11.0                     | 10.7                               | 12.1  | 5.2   | -7.3                    | -9                        | -1.2              | .5                | -1.1              | -2.3                      | .5                | 1.1               | -2.9              | 1.4                      |
| Information processing & related                              | 23.1                     | 20.2                               | 26.5  | 18.5  | -2.3                    | .5                        | -1.6              | -6                | -4                | -4.0                      | -3.2              | -1                | .0                | 10.0                     |
| Computer and office   | 45.4                     | 35.1                               | 57.7  | 28.0  | .0                      | -6                        | -9                | .2                | -1                | -7.3                      | -5.5              | .2                | 3.1               | 22.4                     |
| Industrial  | 7.3                      | 5.2                                | 8.1   | 1.3   | -9.2                    | -1                        | -2.9              | .6                | -1.8              | .4                        | -6                | .7                | -4.7              | -2.1                     |
| Transit   | -8.8                     | -2.6                               | -8.2  | -20.5 | -20.5                   | -4.9                      | .6                | 3.8               | -1.2              | -2.8                      | 7.5               | 5.7               | -6.7              | -12.2                    |
| Autos and trucks  | -15.1                    | 1.2                                | -26.8 | -35.7 | -19.4                   | -5.2                      | 3.2               | 8.0               | -3.3              | 2.8                       | 18.6              | 10.6              | -9.8              | -20.4                    |
| Other   | 12.5                     | 15.4                               | 6.6   | 13.4  | -1                      | -2.8                      | 3.0               | -3                | -2.2              | -1.7                      | 8.5               | -5                | -2.8              | 2.2                      |
| <b>Defense and space equipment</b>                            | -3.3                     | -2.8                               | .7    | 3.6   | 9.9                     | 1.4                       | -9                | 1.2               | 1.2               | -1.5                      | .1                | .9                | -1.8              | 5.6                      |
| Oil and gas well drilling                                     | 18.9                     | 17.6                               | 20.2  | 8.5   | 33.3                    | 5.5                       | .8                | 1.9               | 3.0               | 4.6                       | 1.1               | .7                | 4.0               | 22.6                     |
| Manufactured homes  | -37.1                    | -28.1                              | -29.0 | -59.1 | -46.1                   | -12.0                     | 10.2              | -1.8              | -8                | -2.0                      | 21.9              | 4.1               | 1.9               | -38.0                    |
| <b>Intermediate products</b>                                  | .9                       | 1.7                                | -1.7  | -2.3  | -6.4                    | -1                        | -5                | -8                | -4                | -1.1                      | -1.2              | -3                | 1.5               | -3.7                     |
| Construction supplies   | .3                       | .3                                 | -1.1  | -4.7  | -4.6                    | .0                        | -7                | -3                | -6                | -2.0                      | 1.1               | 1.4               | 2.8               | -4.2                     |
| Business supplies   | 1.3                      | 2.7                                | -2.1  | -5    | -7.6                    | -1                        | -4                | -1.0              | -3                | -6                        | -2.6              | -1.4              | .7                | -3.4                     |
| <b>Materials</b>  | 6.2                      | 12.7                               | 5.6   | -1.6  | -10.4                   | -1.1                      | -6                | -4                | -2                | -2.5                      | 1.3               | 1.7               | -3.6              | -1.3                     |
| <b>Durable</b>  | 12.1                     | 21.1                               | 11.9  | -1.0  | -12.2                   | -1.6                      | -8                | -3                | -5                | -5.0                      | 1.9               | 3.7               | -5.7              | .2                       |
| Consumer parts  | .2                       | 4.5                                | -1.8  | -6.0  | -28.5                   | -7.3                      | 2.2               | 2.6               | .3                | .9                        | 10.0              | 5.0               | -3.8              | -5.3                     |
| Equipment parts   | 36.1                     | 57.0                               | 36.2  | 11.5  | -4.5                    | -9                        | -7                | -7                | -7                | -10.6                     | .1                | 7.4               | -11.4             | 12.1                     |
| Semiconductors, printed circuit boards, and oth. elec. comps. | 82.2                     | 136.5                              | 72.2  | 26.1  | -9.2                    | -2.7                      | -1.2              | -1.5              | -8                | -20.2                     | 1.2               | 17.4              | -21.4             | 23.4                     |
| Other   | -1.7                     | 1.5                                | -2.0  | -9.8  | -11.3                   | .4                        | -2.1              | -1.1              | -7                | -1.3                      | .2                | -6                | -8                | -7.9                     |
| Basic metals  | -4.0                     | 2.9                                | -8.1  | -11.2 | -17.1                   | -2.0                      | -2.0              | -1.7              | -9                | -8                        | .3                | -7                | -1.8              | -12.3                    |
| <b>Nondurable</b>   | -5.2                     | -1.1                               | -7.6  | -7.7  | -15.4                   | -1.0                      | -6                | -2.0              | .2                | 1.3                       | 2.0               | -2.4              | 1.2               | -8.9                     |
| Textile   | -9.7                     | -1.1                               | -13.1 | -23.8 | -9.7                    | .8                        | -3.3              | -2                | -1.9              | 6.7                       | .1                | .7                | -8                | -14.7                    |
| Paper   | -4.5                     | 1.4                                | -13.6 | -1.8  | -13.6                   | .8                        | 1.6               | -6.1              | .5                | 4.8                       | 3.2               | -8.0              | .1                | -10.8                    |
| Chemical  | -6.2                     | -6                                 | -6.8  | -11.7 | -18.3                   | -1.2                      | -7                | -1.1              | .4                | -1                        | 2.5               | -2.3              | 2.5               | -9.5                     |
| Other   | -1.5                     | -4.5                               | -1.7  | 4.9   | -12.1                   | -2.6                      | -1.2              | -1.0              | .1                | -2                        | .6                | .8                | -2                | -3.5                     |
| <b>Energy</b>   | 1.4                      | 3.7                                | 1.8   | 3.1   | .0                      | -1                        | -2                | .9                | .3                | .5                        | -8                | .5                | -2.4              | 1.8                      |
| Primary   | -2                       | 6.2                                | .9    | -6    | 7.0                     | 1.7                       | -8                | 1.6               | .3                | 1.5                       | .1                | .9                | -1.6              | 2.6                      |
| Converted fuel  | 5.2                      | -1.9                               | 4.2   | 12.9  | -16.2                   | -4.6                      | 1.6               | -1.1              | .1                | -2.1                      | -3.2              | -5                | -4.6              | -4                       |
| <b>SPECIAL AGGREGATES</b>                                     |                          |                                    |       |       |                         |                           |                   |                   |                   |                           |                   |                   |                   |                          |
| <b>Total excluding:</b>                                       |                          |                                    |       |       |                         |                           |                   |                   |                   |                           |                   |                   |                   |                          |
| Autos and trucks  | 4.8                      | 7.9                                | 4.4   | .3    | -6.1                    | -8                        | -5                | -3                | -3                | -9                        | -1                | .5                | -2.4              | -5                       |
| Motor vehicles and parts                                      | 4.9                      | 7.8                                | 4.5   | .6    | -5.0                    | -5                        | -6                | -5                | -3                | -1.0                      | -3                | .2                | -2.3              | -4                       |
| Computers   | 3.3                      | 7.3                                | 2.4   | -1.6  | -6.6                    | -9                        | -4                | -1                | -3                | -7                        | .6                | .8                | -2.7              | -1.5                     |
| Computers and semiconductors <sup>2</sup>                     | .7                       | 3.5                                | -2    | -2.7  | -6.5                    | -8                        | -3                | .0                | -3                | .3                        | .6                | .2                | -1.9              | -2.5                     |
| Computers, communications eq. and semiconductors              | .0                       | 2.9                                | -9    | -3.4  | -6.7                    | -8                        | -3                | .0                | -3                | .5                        | .6                | .2                | -1.9              | -2.9                     |
| <b>Consumer goods excluding:</b>                              |                          |                                    |       |       |                         |                           |                   |                   |                   |                           |                   |                   |                   |                          |
| Autos and trucks  | 1.4                      | 3.8                                | .7    | -1    | -7                      | -9                        | .2                | -4                | -2                | 2.2                       | -1.2              | -8                | -3.2              | -1                       |
| Energy  | -2                       | 3.8                                | -1.1  | -4.0  | -2.2                    | -4                        | .3                | .2                | -1                | 1.3                       | 2.2               | 1.2               | -1.5              | -1.5                     |
| <b>Business equipment excluding:</b>                          |                          |                                    |       |       |                         |                           |                   |                   |                   |                           |                   |                   |                   |                          |
| Autos and trucks  | 13.9                     | 11.8                               | 16.8  | 9.9   | -6.3                    | -6                        | -1.5              | -1                | -1.0              | -2.6                      | -8                | .3                | -2.2              | 3.7                      |
| Computer and office equipment                                 | 6.8                      | 7.6                                | 6.7   | 2.2   | -8.4                    | -1.0                      | -1.2              | .5                | -1.3              | -1.5                      | 1.4               | 1.2               | -3.6              | -1.3                     |
| <b>Materials excluding:</b>                                   |                          |                                    |       |       |                         |                           |                   |                   |                   |                           |                   |                   |                   |                          |
| Energy  | 7.3                      | 14.8                               | 6.4   | -2.8  | -13.0                   | -1.4                      | -7                | -7                | -4                | -3.4                      | 2.0               | 2.0               | -3.9              | -2.3                     |

Note—Percent changes shown in the first and last columns are based on seasonally adjusted data.

1. Semiconductors include related electronic components.

**Table 2A**  
**INDUSTRIAL PRODUCTION: INDUSTRY GROUPS**

| Item  | SIC     | 2000<br>IP<br>Proportion <sup>1</sup> | Index, 1992=100     |        |                           |                   |                   |                   |                         |        |                           |                   |                   |                   |
|---|---------|---------------------------------------|---------------------|--------|---------------------------|-------------------|-------------------|-------------------|-------------------------|--------|---------------------------|-------------------|-------------------|-------------------|
|   |         |                                       | Seasonally Adjusted |        |                           |                   |                   |                   | Not seasonally adjusted |        |                           |                   |                   |                   |
|   |         |                                       | 2000<br>Nov.        | Dec.   | 2001<br>Jan. <sup>2</sup> | Feb. <sup>2</sup> | Mar. <sup>2</sup> | Apr. <sup>2</sup> | 2000<br>Nov.            | Dec.   | 2001<br>Jan. <sup>2</sup> | Feb. <sup>2</sup> | Mar. <sup>2</sup> | Apr. <sup>2</sup> |
| <b>Total index</b>  |         | 100.00                                | 148.2               | 147.3  | 146.0                     | 145.5             | 145.3             | 144.9             | 148.6                   | 146.1  | 144.9                     | 145.5             | 146.7             | 142.8             |
| <b>Manufacturing</b>  |         | 87.40                                 | 154.1               | 152.6  | 151.3                     | 150.7             | 150.3             | 149.8             | 155.2                   | 150.0  | 147.4                     | 149.6             | 151.4             | 148.5             |
| <b>Primary processing</b>                                     |         | 34.36                                 | 178.8               | 176.1  | 173.5                     | 172.9             | 171.5             | 170.9             | 179.6                   | 173.8  | 167.9                     | 171.1             | 174.3             | 169.5             |
| <b>Advanced processing</b>                                    |         | 53.04                                 | 140.5               | 139.6  | 139.0                     | 138.4             | 138.5             | 138.0             | 140.7                   | 135.9  | 135.1                     | 136.7             | 137.8             | 135.9             |
| <b>Durable</b>  |         | 47.81                                 | 196.7               | 195.1  | 192.3                     | 191.0             | 191.9             | 190.7             | 198.1                   | 192.6  | 186.2                     | 190.3             | 195.8             | 187.9             |
| Lumber and products   | 24      | 1.82                                  | 113.2               | 111.5  | 108.3                     | 109.3             | 109.9             | 109.6             | 112.4                   | 105.4  | 104.3                     | 107.2             | 109.0             | 110.6             |
| Furniture and fixtures  | 25      | 1.61                                  | 145.0               | 145.3  | 144.1                     | 143.6             | 142.1             | 142.5             | 143.5                   | 140.6  | 136.1                     | 140.0             | 136.6             | 140.1             |
| Stone, clay, and glass products                               | 32      | 2.38                                  | 134.6               | 132.4  | 135.2                     | 134.3             | 133.5             | 132.7             | 136.1                   | 127.8  | 127.4                     | 128.9             | 128.9             | 134.1             |
| Primary metals  | 33      | 3.32                                  | 127.3               | 126.3  | 124.0                     | 122.1             | 120.2             | 119.0             | 126.8                   | 122.4  | 123.1                     | 124.3             | 124.2             | 121.6             |
| Iron and steel  | 331,2   | 1.73                                  | 122.0               | 118.7  | 116.0                     | 115.2             | 114.1             | 112.3             | 120.0                   | 113.9  | 114.3                     | 117.5             | 118.4             | 116.8             |
| Raw steel   |         | .08                                   | 106.3               | 104.6  | 108.3                     | 109.1             | 109.2             | 106.3             | 104.4                   | 100.9  | 108.3                     | 113.5             | 112.8             | 110.1             |
| Nonferrous  | 333-6,9 | 1.59                                  | 133.6               | 135.2  | 133.4                     | 130.3             | 127.4             | 127.0             | 134.9                   | 132.3  | 133.5                     | 132.3             | 131.0             | 127.4             |
| Fabricated metal products                                     | 34      | 5.49                                  | 134.7               | 132.9  | 133.5                     | 130.6             | 129.8             | 128.3             | 135.8                   | 133.7  | 129.2                     | 128.5             | 128.3             | 124.8             |
| Industrial machinery and equipment                            | 35      | 9.06                                  | 261.9               | 262.3  | 258.4                     | 255.0             | 256.4             | 252.0             | 265.7                   | 257.0  | 253.4                     | 256.3             | 258.8             | 251.1             |
| Computer and office equip.                                    | 357     | 2.37                                  | 1502.8              | 1508.3 | 1497.4                    | 1484.6            | 1485.2            | 1482.6            | 1634.6                  | 1573.4 | 1459.9                    | 1377.2            | 1365.8            | 1387.0            |
| Electrical machinery  | 36      | 9.02                                  | 604.4               | 610.2  | 604.3                     | 597.3             | 591.1             | 585.6             | 615.9                   | 636.9  | 568.6                     | 575.5             | 613.2             | 548.4             |
| Semiconductors and related electronic components              | 3672-9  | 4.16                                  | 2327.1              | 2353.7 | 2297.1                    | 2270.9            | 2239.0            | 2214.2            | 2377.8                  | 2575.5 | 2096.1                    | 2119.5            | 2445.1            | 1958.6            |
| Transportation equipment                                      | 37      | 9.25                                  | 126.8               | 122.8  | 116.0                     | 118.5             | 124.0             | 124.2             | 126.4                   | 114.5  | 114.2                     | 124.4             | 133.7             | 126.1             |
| Motor vehicles and parts                                      | 371     | 5.72                                  | 160.1               | 151.8  | 138.6                     | 145.3             | 155.9             | 155.8             | 158.7                   | 132.3  | 135.2                     | 157.3             | 175.3             | 162.8             |
| Autos and light trucks  |         | 2.80                                  | 140.1               | 131.5  | 125.9                     | 129.7             | 141.5             | 142.6             | 137.4                   | 115.5  | 119.5                     | 143.5             | 160.9             | 148.4             |
| Aerospace and misc.   | 372-6,9 | 3.52                                  | 95.4                | 95.3   | 94.3                      | 93.0              | 93.7              | 94.2              | 95.9                    | 97.1   | 94.0                      | 93.4              | 94.8              | 91.6              |
| Instruments   | 38      | 4.54                                  | 124.6               | 123.1  | 125.0                     | 123.0             | 122.7             | 123.8             | 123.6                   | 122.6  | 121.7                     | 120.3             | 120.5             | 120.4             |
| Miscellaneous   | 39      | 1.31                                  | 130.2               | 129.4  | 130.4                     | 128.2             | 126.6             | 125.2             | 133.5                   | 131.1  | 126.4                     | 126.1             | 126.7             | 123.3             |
| <b>Nondurable</b>   |         | 39.59                                 | 115.5               | 114.1  | 114.0                     | 114.0             | 112.8             | 112.8             | 116.0                   | 111.3  | 111.6                     | 112.3             | 111.4             | 112.2             |
| Foods   | 20      | 8.81                                  | 115.0               | 114.2  | 114.1                     | 114.9             | 114.4             | 114.4             | 115.4                   | 110.8  | 109.3                     | 108.8             | 109.4             | 110.5             |
| Tobacco products  | 21      | 1.71                                  | 93.1                | 94.2   | 95.2                      | 93.7              | 91.7              | 92.3              | 90.5                    | 71.0   | 96.5                      | 99.3              | 98.7              | 89.2              |
| Textile mill products   | 22      | 1.23                                  | 92.8                | 94.5   | 93.0                      | 92.9              | 93.1              | 90.7              | 91.5                    | 83.0   | 87.9                      | 91.2              | 92.0              | 94.3              |
| Apparel products  | 23      | 1.41                                  | 89.2                | 88.2   | 88.9                      | 86.5              | 86.9              | 85.6              | 89.7                    | 88.1   | 85.4                      | 85.0              | 85.5              | 82.2              |
| Paper and products  | 26      | 3.30                                  | 114.7               | 112.7  | 111.8                     | 112.5             | 107.3             | 108.0             | 113.1                   | 108.6  | 112.3                     | 115.1             | 108.4             | 108.6             |
| Printing and publishing                                       | 27      | 6.58                                  | 111.2               | 109.2  | 109.6                     | 108.5             | 107.1             | 106.7             | 112.2                   | 107.9  | 104.3                     | 103.8             | 101.9             | 105.3             |
| Chemicals and products  | 28      | 10.33                                 | 124.8               | 122.9  | 121.8                     | 122.4             | 121.7             | 121.8             | 126.8                   | 123.8  | 124.2                     | 125.6             | 125.0             | 125.7             |
| Petroleum products  | 29      | 2.39                                  | 116.9               | 114.7  | 115.1                     | 116.5             | 116.2             | 118.7             | 117.3                   | 113.2  | 107.0                     | 108.1             | 109.4             | 118.6             |
| Rubber and plastics products                                  | 30      | 3.65                                  | 139.1               | 137.3  | 138.5                     | 136.9             | 135.3             | 134.5             | 140.3                   | 137.9  | 136.4                     | 136.9             | 135.6             | 132.6             |
| Leather and products  | 31      | .17                                   | 68.9                | 66.9   | 67.1                      | 65.0              | 63.3              | 63.3              | 69.8                    | 67.4   | 64.7                      | 63.7              | 63.1              | 62.0              |
| <b>Mining</b>   |         | 6.69                                  | 101.1               | 99.6   | 101.0                     | 101.3             | 102.4             | 103.1             | 101.3                   | 98.9   | 98.9                      | 100.1             | 101.8             | 103.0             |
| Metal mining  | 10      | .22                                   | 93.7                | 99.5   | 94.6                      | 92.6              | 91.1              | 92.0              | 94.2                    | 99.9   | 92.9                      | 93.6              | 90.8              | 91.8              |
| Coal mining   | 12      | .55                                   | 108.6               | 106.1  | 115.2                     | 110.7             | 116.6             | 116.8             | 109.3                   | 103.7  | 113.1                     | 115.7             | 119.4             | 114.7             |
| Oil and gas extraction  | 13      | 5.36                                  | 96.6                | 95.2   | 96.1                      | 96.9              | 97.6              | 98.3              | 96.5                    | 96.3   | 96.3                      | 97.5              | 98.3              | 98.4              |
| Stone and earth minerals                                      | 14      | .56                                   | 123.2               | 119.3  | 121.7                     | 121.8             | 123.3             | 123.4             | 127.5                   | 96.6   | 89.7                      | 89.2              | 101.4             | 123.3             |
| <b>Utilities</b>  |         | 5.91                                  | 121.9               | 129.1  | 124.0                     | 123.1             | 123.6             | 122.3             | 116.8                   | 145.9  | 158.0                     | 140.0             | 133.2             | 111.6             |
| Electric  | 491,3pt | 4.45                                  | 127.3               | 131.2  | 126.7                     | 123.9             | 125.5             | 125.3             | 115.5                   | 128.9  | 132.2                     | 120.6             | 118.4             | 109.8             |
| Gas   | 492,3pt | 1.46                                  | 104.5               | 120.2  | 113.7                     | 117.6             | 115.5             | 111.3             | 116.4                   | 187.2  | 222.4                     | 188.1             | 169.4             | 114.8             |
| <b>SPECIAL AGGREGATES</b>                                     |         |                                       |                     |        |                           |                   |                   |                   |                         |        |                           |                   |                   |                   |
| Computers, communications eq. and semiconductors <sup>2</sup> |         | 8.47                                  | 1358.1              | 1368.9 | 1351.7                    | 1338.6            | 1326.7            | 1314.0            | 1413.9                  | 1464.5 | 1283.2                    | 1263.6            | 1352.2            | 1210.7            |
| <b>Manufacturing excluding:</b>                               |         |                                       |                     |        |                           |                   |                   |                   |                         |        |                           |                   |                   |                   |
| Motor vehicles and parts                                      |         | 81.67                                 | 153.8               | 152.7  | 152.2                     | 151.2             | 150.1             | 149.6             | 155.0                   | 151.1  | 148.2                     | 149.1             | 149.9             | 147.6             |
| Computer and office equipment                                 |         | 85.02                                 | 145.4               | 143.9  | 142.7                     | 142.2             | 141.8             | 141.3             | 146.0                   | 141.1  | 139.0                     | 141.3             | 143.1             | 140.2             |
| Computers and semiconductors <sup>2</sup>                     |         | 80.87                                 | 127.1               | 125.6  | 124.7                     | 124.3             | 124.0             | 123.6             | 127.4                   | 122.3  | 121.8                     | 123.9             | 124.5             | 123.3             |
| Computers, communications eq. and semiconductors <sup>2</sup> |         | 78.92                                 | 123.6               | 122.1  | 121.1                     | 120.7             | 120.5             | 120.2             | 123.8                   | 118.5  | 118.2                     | 120.4             | 121.0             | 119.9             |
| <b>Memo: Motor vehicle assemblies<sup>3</sup></b>             |         |                                       |                     |        |                           |                   |                   |                   |                         |        |                           |                   |                   |                   |
| Total   |         |                                       | 11.7                | 11.0   | 10.5                      | 10.6              | 11.4              | 11.6              | 11.6                    | 9.3    | 10.5                      | 10.7              | 13.1              | 11.7              |
| Autos   |         |                                       | 5.0                 | 4.7    | 4.9                       | 4.8               | 5.1               | 5.1               | 5.0                     | 3.9    | 4.9                       | 4.7               | 5.7               | 5.1               |
| Trucks  |         |                                       | 6.7                 | 6.3    | 5.6                       | 5.8               | 6.3               | 6.5               | 6.5                     | 5.3    | 5.6                       | 6.0               | 7.4               | 6.6               |
| Light   |         |                                       | 6.3                 | 6.0    | 5.3                       | 5.5               | 6.0               | 6.3               | 6.2                     | 5.1    | 5.3                       | 5.7               | 7.1               | 6.4               |
| Heavy and medium  |         |                                       | .3                  | .3     | .3                        | .3                | .3                | .2                | .3                      | .3     | .3                        | .3                | .3                | .2                |

1. The IP proportion data are estimates of the industries' relative contributions to overall IP growth in the following year.

2. Semiconductors include related electronic components.

3. Millions of units at an annual rate.

Note—Primary processing manufacturing includes textile mill products, paper and products, industrial chemicals, synthetic materials, and fertilizers, petroleum products, rubber and plastics products, lumber and products, primary metals, fabricated metals, stone, clay, and glass products, semiconductors and related electronic components, and motor vehicle parts. Advanced processing manufacturing includes foods, tobacco products, apparel products, printing and publishing, chemical products and other agricultural chemicals, leather and products, furniture and fixtures, industrial machinery and equipment, electrical machinery except semiconductors and related electronic components, transportation equipment except motor vehicle parts, instruments, and miscellaneous manufactures.

**Table 2B**  
**INDUSTRIAL PRODUCTION: INDUSTRY GROUPS**

Percent change

| Item  | SIC     | 1999 Q4<br>to<br>2000 Q4 | Seasonally adjusted<br>annual rate |       |       |                         | Seasonally adjusted       |                   |                   |                   | Not seasonally adjusted   |                   |                   |                   | Apr. 00<br>to<br>Apr. 01 |
|---|---------|--------------------------|------------------------------------|-------|-------|-------------------------|---------------------------|-------------------|-------------------|-------------------|---------------------------|-------------------|-------------------|-------------------|--------------------------|
|   |         |                          | 2000<br>Q2                         | Q3    | Q4    | 2001<br>Q1 <sup>r</sup> | 2001<br>Jan. <sup>r</sup> | Feb. <sup>r</sup> | Mar. <sup>r</sup> | Apr. <sup>p</sup> | 2001<br>Jan. <sup>r</sup> | Feb. <sup>r</sup> | Mar. <sup>r</sup> | Apr. <sup>p</sup> |                          |
| <b>Total index</b>  |         | 4.2                      | 7.9                                | 3.5   | -9    | -6.5                    | -9                        | -4                | -1                | -3                | -9                        | .4                | .8                | -2.6              | -1.0                     |
| <b>Manufacturing</b>  |         | 4.3                      | 8.0                                | 3.7   | -1.6  | -7.7                    | -8                        | -4                | -2                | -3                | -1.7                      | 1.5               | 1.2               | -1.9              | -1.6                     |
| <b>Primary processing</b>                                     |         | 5.6                      | 12.5                               | 3.8   | -3.6  | -12.9                   | -1.5                      | -3                | -8                | -3                | -3.4                      | 1.9               | 1.9               | -2.7              | -3.5                     |
| <b>Advanced processing</b>                                    |         | 3.4                      | 5.1                                | 3.7   | -2    | -4.3                    | -4                        | -4                | .1                | -4                | -6                        | 1.2               | .8                | -1.4              | -4                       |
| <b>Durable</b>  |         | 8.4                      | 13.7                               | 8.1   | -4    | -9.2                    | -1.4                      | -7                | .4                | -6                | -3.3                      | 2.2               | 2.9               | -4.0              | -1                       |
| Lumber and products   | 24      | -7.3                     | -6.7                               | -10.5 | -12.4 | -13.4                   | -2.8                      | .9                | .5                | -3                | -1.1                      | 2.8               | 1.7               | 1.4               | -9.9                     |
| Furniture and fixtures  | 25      | 5.6                      | 6.5                                | 7.2   | 4.2   | -6.8                    | -8                        | -3                | -1.1              | .3                | -3.1                      | 2.8               | -2.4              | 2.6               | 1.3                      |
| Stone, clay, and glass products                               | 32      | .9                       | .9                                 | 7.3   | -4.3  | -1.4                    | 2.1                       | -7                | -6                | -6                | -3                        | 1.2               | .0                | 4.0               | -1                       |
| <b>Non-durable</b>  |         | -5.6                     | 2.7                                | -10.0 | -16.5 | -16.0                   | -1.8                      | -1.5              | -1.6              | -1.0              | .6                        | .9                | -1                | -2.0              | -13.6                    |
| Iron and steel  | 331,2   | -8.6                     | 3.1                                | -15.4 | -24.9 | -19.5                   | -2.3                      | -7                | -1.0              | -1.6              | .3                        | 2.8               | .8                | -1.3              | -18.0                    |
| Raw steel   |         | -13.7                    | 9.8                                | -14.4 | -38.1 | .2                      | 3.6                       | .8                | .1                | -2.7              | 7.3                       | 4.8               | -6                | -2.4              | -16.5                    |
| Nonferrous  | 333-6,9 | -2.4                     | 2.2                                | -3.4  | -6.4  | -12.3                   | -1.3                      | -2.3              | -2.2              | -4                | .9                        | -9                | -1.0              | -2.8              | -8.7                     |
| Fabricated metal products                                     | 34      | 1.0                      | 1.5                                | .5    | -4.6  | -9.2                    | .5                        | -2.2              | -6                | -1.1              | -3.3                      | -6                | -1                | -2.7              | -5.6                     |
| Industrial machinery and equipment                            | 35      | 14.4                     | 12.4                               | 13.3  | 7.4   | -7.9                    | -1.5                      | -1.3              | .5                | -1.7              | -1.4                      | 1.2               | 1.0               | -3.0              | 1.9                      |
| Computer and office equip.                                    | 357     | 42.0                     | 33.0                               | 51.9  | 24.8  | -2.8                    | -7                        | -9                | .0                | -2                | -7.2                      | -5.7              | -8                | 1.6               | 19.1                     |
| Electrical machinery  | 36      | 39.0                     | 58.8                               | 39.1  | 16.7  | -4.2                    | -1.0                      | -1.2              | -1.0              | -9                | -10.7                     | 1.2               | 6.6               | -10.6             | 13.4                     |
| Semiconductors and related electronic components              | 3672-9  | 73.4                     | 120.5                              | 66.4  | 23.3  | -8.7                    | -2.4                      | -1.1              | -1.4              | -1.1              | -18.6                     | 1.1               | 15.4              | -19.9             | 20.9                     |
| Transportation equipment                                      | 37      | -4.1                     | 4.7                                | -6.2  | -13.4 | -19.9                   | -5.6                      | 2.2               | 4.6               | .2                | -2                        | 8.9               | 7.5               | -5.7              | -6.0                     |
| Motor vehicles and parts                                      | 371     | -6.4                     | 9.9                                | -11.2 | -23.6 | -29.0                   | -8.7                      | 4.8               | 7.3               | .0                | 2.2                       | 16.4              | 11.4              | -7.1              | -10.5                    |
| Autos and light trucks  |         | -10.5                    | 10.9                               | -13.8 | -33.9 | -18.1                   | -4.3                      | 3.0               | 9.1               | .7                | 3.4                       | 20.1              | 12.1              | -7.8              | -10.5                    |
| Aerospace and misc.   | 372-6,9 | -4                       | -3.5                               | 2.9   | 5.4   | -4.5                    | -1.1                      | -1.4              | .8                | .5                | -3.2                      | -6                | 1.5               | -3.4              | 1.7                      |
| Instruments   | 38      | 1.9                      | 5.2                                | 5.1   | 1.8   | -5                      | 1.5                       | -1.6              | -3                | .9                | -8                        | -1.1              | .2                | -2                | 1.9                      |
| Miscellaneous   | 39      | .0                       | -9                                 | 1.7   | -3.1  | -5.5                    | .8                        | -1.7              | -1.3              | -1.0              | -3.6                      | -3                | .5                | -2.7              | -4.3                     |
| <b>Nondurable</b>   |         | -7                       | 1.2                                | -1.5  | -3.0  | -5.9                    | -1                        | .0                | -1.1              | .0                | .3                        | .6                | -8                | .7                | -3.3                     |
| Foods   | 20      | 1.4                      | 1.7                                | 1.1   | -8    | -5                      | .0                        | .7                | -4                | -1                | -1.3                      | -5                | .5                | 1.0               | -3                       |
| Tobacco products  | 21      | -2.7                     | -9.1                               | 3.2   | -8.0  | -6                      | 1.1                       | -1.6              | -2.1              | .6                | 35.9                      | 3.0               | -6                | -9.7              | -3.5                     |
| Textile mill products   | 22      | -7.9                     | -2.4                               | -13.1 | -18.8 | -6.9                    | -1.6                      | .0                | .2                | -2.7              | 5.9                       | 3.8               | .8                | 2.5               | -13.1                    |
| Apparel products  | 23      | -5.3                     | -4.2                               | -9.1  | -8.0  | -6.2                    | .9                        | -2.7              | .4                | -1.4              | -3.1                      | -5                | .6                | -3.9              | -9.5                     |
| Paper and products  | 26      | -3.1                     | 1.2                                | -12.7 | 3.2   | -14.2                   | -8                        | .6                | -4.6              | .7                | 3.4                       | 2.5               | -5.8              | .2                | -8.8                     |
| Printing and publishing                                       | 27      | 1.5                      | .6                                 | 4.1   | .8    | -8.0                    | .4                        | -9                | -1.4              | -3                | -3.3                      | -5                | -1.8              | 3.3               | -2.1                     |
| Chemicals and products  | 28      | -1.3                     | 3.3                                | -1.4  | -2.8  | -7.8                    | -8                        | .5                | -6                | .1                | .4                        | 1.1               | -5                | .6                | -2.8                     |
| Petroleum products  | 29      | 1.2                      | 8.2                                | -3.2  | -4.5  | -3                      | .3                        | 1.2               | -2                | 2.2               | -5.4                      | 1.0               | 1.3               | 8.4               | 1.3                      |
| Rubber and plastics products                                  | 30      | -1.9                     | .1                                 | -1.0  | -9.7  | -6.4                    | .9                        | -1.2              | -1.2              | -6                | -1.1                      | .4                | -9                | -2.2              | -6.3                     |
| Leather and products  | 31      | -4.4                     | -7.5                               | -2.4  | -7.8  | -16.6                   | .2                        | -3.1              | -2.6              | .0                | -4.1                      | -1.5              | -9                | -1.8              | -9.7                     |
| <b>Mining</b>   |         | 1.3                      | 2.3                                | 2.8   | -1.5  | 5.4                     | 1.4                       | .3                | 1.1               | .6                | .0                        | 1.2               | 1.6               | 1.2               | 3.2                      |
| Metal mining  | 10      | -1.5                     | -10.3                              | -5.5  | 2.0   | -14.5                   | -4.9                      | -2.2              | -1.6              | 1.0               | -7.0                      | .7                | -3.0              | 1.1               | -6.9                     |
| Coal mining   | 12      | -1                       | 25.9                               | -13.2 | -2.0  | 23.5                    | 8.6                       | -4.0              | 5.4               | .2                | 9.1                       | 2.4               | 3.2               | -3.9              | 3.7                      |
| Oil and gas extraction  | 13      | 2.0                      | 1.5                                | 6.5   | -1.1  | 5.2                     | 1.0                       | .8                | .8                | .7                | .0                        | 1.2               | .8                | .1                | 4.6                      |
| Stone and earth minerals                                      | 14      | -3.1                     | -7.9                               | -8.9  | -6.4  | -3                      | 2.0                       | .1                | 1.2               | .1                | -7.1                      | -6                | 13.7              | 21.6              | -5.3                     |
| <b>Utilities</b>  |         | 6.5                      | 11.8                               | 1.0   | 9.3   | -3                      | -3.9                      | -7                | .4                | -1.0              | 8.3                       | -11.4             | -4.8              | -16.2             | 3.1                      |
| Electric  | 491,3pt | 6.3                      | 13.1                               | -1.1  | 12.1  | -6.7                    | -3.4                      | -2.2              | 1.2               | -1                | 2.6                       | -8.8              | -1.8              | -7.3              | 2.0                      |
| Gas   | 492,3pt | 7.5                      | 6.9                                | 8.1   | .7    | 21.2                    | -5.4                      | 3.5               | -1.8              | -3.6              | 18.8                      | -15.4             | -9.9              | -32.3             | 6.6                      |
| <b>SPECIAL AGGREGATES</b>                                     |         |                          |                                    |       |       |                         |                           |                   |                   |                   |                           |                   |                   |                   |                          |
| Computers, communications eq. and semiconductors <sup>1</sup> |         | 55.3                     | 70.4                               | 56.9  | 25.2  | -4.3                    | -1.3                      | -1.0              | -9                | -1.0              | -12.4                     | -1.5              | 7.0               | -10.5             | 19.7                     |
| <b>Manufacturing excluding:</b>                               |         |                          |                                    |       |       |                         |                           |                   |                   |                   |                           |                   |                   |                   |                          |
| Motor vehicles and parts                                      |         | 5.0                      | 7.9                                | 4.9   | .1    | -6.2                    | -3                        | -7                | -7                | -4                | -1.9                      | .6                | .5                | -1.5              | -9                       |
| Computer and office equipment                                 |         | 3.2                      | 7.3                                | 2.5   | -2.3  | -7.9                    | -8                        | -4                | -2                | -4                | -1.5                      | 1.7               | 1.3               | -2.0              | -2.2                     |
| Computers and semiconductors <sup>1</sup>                     |         | .2                       | 3.0                                | -5    | -3.7  | -7.9                    | -7                        | -3                | -2                | -3                | -4                        | 1.7               | .5                | -1.0              | -3.4                     |
| Computers, communications eq. and semiconductors <sup>1</sup> |         | -5                       | 2.4                                | -1.4  | -4.5  | -8.2                    | -8                        | -3                | -2                | -3                | -3                        | 1.8               | .6                | -9                | -3.9                     |

1. Semiconductors include related electronic components.

Note—Percent changes shown in the first and last columns are based on seasonally adjusted data.

**Table 3**  
**CAPACITY UTILIZATION: MANUFACTURING, MINING, AND UTILITIES**

Percent of capacity, seasonally adjusted

| Item   | SIC     | 2000<br>Proportion | 1967-<br>2000<br>Ave. | 1978-<br>1980<br>High | 1982<br>Low | 1988-<br>1989<br>High | 1990-<br>1991<br>Low | 1994-<br>1995<br>High | 2000<br>Apr. | 2000<br>Nov. | Dec. | 2001<br>Jan. <sup>f</sup> | Feb. <sup>f</sup> | Mar. <sup>f</sup> | Apr. <sup>p</sup> |
|--|---------|--------------------|-----------------------|-----------------------|-------------|-----------------------|----------------------|-----------------------|--------------|--------------|------|---------------------------|-------------------|-------------------|-------------------|
| <b>Total industry</b>  |         | 100.00             | 82.1                  | 87.3                  | 71.1        | 85.4                  | 78.1                 | 84.4                  | 82.5         | 81.4         | 80.6 | 79.7                      | 79.2              | 78.9              | 78.5              |
| <b>Manufacturing</b>   |         | 88.70              | 81.1                  | 86.9                  | 69.0        | 85.7                  | 76.6                 | 84.0                  | 81.8         | 80.5         | 79.3 | 78.4                      | 77.9              | 77.5              | 77.1              |
| <b>Primary processing</b>  |         | 33.89              | 82.2                  | 88.6                  | 65.7        | 88.3                  | 76.7                 | 88.7                  | 86.2         | 82.8         | 80.9 | 79.2                      | 78.6              | 77.6              | 77.1              |
| <b>Advanced processing</b>   |         | 54.81              | 80.6                  | 86.3                  | 71.0        | 84.2                  | 76.6                 | 81.3                  | 79.8         | 79.7         | 79.0 | 78.6                      | 78.1              | 78.1              | 77.7              |
| <b>Durable</b>   |         | 49.19              | 79.6                  | 87.7                  | 63.9        | 84.6                  | 73.1                 | 83.6                  | 82.4         | 80.8         | 79.5 | 77.9                      | 77.0              | 77.0              | 76.2              |
| Lumber and products  | 24      | 1.89               | 82.6                  | 87.9                  | 60.8        | 93.6                  | 75.5                 | 88.4                  | 82.6         | 76.3         | 75.0 | 72.9                      | 73.5              | 73.8              | 73.6              |
| Furniture and fixtures   | 25      | 1.65               | 81.3                  | 85.5                  | 68.9        | 86.6                  | 72.5                 | 83.9                  | 79.3         | 79.6         | 79.4 | 78.6                      | 78.2              | 77.2              |                   |
| Stone, clay, and glass products  | 32      | 2.31               | 78.9                  | 88.0                  | 64.3        | 83.5                  | 69.7                 | 82.4                  | 84.1         | 83.9         | 82.3 | 83.9                      | 83.2              | 82.5              | 81.9              |
| Primary metals   | 33      | 3.13               | 81.6                  | 94.2                  | 45.1        | 92.7                  | 73.7                 | 95.4                  | 90.0         | 82.9         | 82.2 | 80.7                      | 79.5              | 78.3              | 77.5              |
| Iron and steel   | 331,2   | 1.67               | 81.4                  | 95.8                  | 37.0        | 95.2                  | 71.8                 | 98.5                  | 89.4         | 79.4         | 77.2 | 75.5                      | 75.0              | 74.3              | 73.2              |
| Raw steel  |         | .08                | 80.9                  | 95.8                  | 35.2        | 92.7                  | 71.5                 | 98.4                  | 86.9         | 71.8         | 70.5 | 73.1                      | 73.8              | 73.9              | 72.1              |
| Nonferrous   | 333-6,9 | 1.45               | 82.1                  | 91.1                  | 60.1        | 89.3                  | 74.2                 | 92.6                  | 90.7         | 87.1         | 88.2 | 86.9                      | 84.9              | 83.0              | 82.6              |
| Primary copper   | 3331    | .03                | 76.2                  | 81.5                  | 42.1        | 86.3                  | 73.5                 | 102.1                 | 70.4         | 73.4         | 74.2 | 82.9                      | 80.1              | 79.0              |                   |
| Primary aluminum   | 3334    | .10                | 88.3                  | 97.6                  | 58.6        | 100.4                 | 97.3                 | 84.0                  | 89.0         | 81.1         | 78.9 | 69.6                      | 66.1              | 62.9              |                   |
| Fabricated metal products  | 34      | 5.85               | 77.9                  | 83.9                  | 63.7        | 82.0                  | 71.9                 | 85.2                  | 77.7         | 75.8         | 74.6 | 74.8                      | 73.1              | 72.5              | 71.6              |
| Industrial machinery and equipment   | 35      | 9.34               | 81.4                  | 93.2                  | 64.0        | 85.4                  | 72.3                 | 87.3                  | 81.9         | 82.5         | 82.1 | 80.5                      | 79.1              | 79.2              | 77.5              |
| Computer and office equip.   | 357     | 2.79               | 81.2                  | 92.6                  | 65.5        | 86.9                  | 66.9                 | 85.9                  | 76.3         | 78.4         | 76.9 | 75.2                      | 73.6              | 72.7              | 71.6              |
| Electrical machinery   | 36      | 9.26               | 81.4                  | 89.4                  | 71.6        | 84.0                  | 75.0                 | 90.1                  | 89.5         | 87.1         | 85.5 | 82.9                      | 80.5              | 78.4              | 76.6              |
| Semiconductors and related electronic components                                 | 3672-9  | 4.36               | 80.0                  | 91.6                  | 75.7        | 81.1                  | 75.6                 | 90.8                  | 97.5         | 88.1         | 84.7 | 79.7                      | 76.5              | 73.5              | 71.1              |
| Transportation equipment   | 37      | 9.75               | 76.1                  | 84.8                  | 57.2        | 85.8                  | 68.5                 | 77.0                  | 78.5         | 75.1         | 72.7 | 68.6                      | 70.0              | 73.2              | 73.2              |
| Motor vehicles and parts   | 371     | 5.74               | 77.0                  | 95.0                  | 45.5        | 89.1                  | 55.9                 | 85.9                  | 83.8         | 76.2         | 72.1 | 65.8                      | 68.9              | 73.8              | 73.7              |
| Autos and light trucks <sup>1</sup>  |         | 2.67               | 94.6                  | 40.6                  | 92.3        | 53.3                  | 86.1                 | 89.3                  | 89.3         | 78.2         | 73.4 | 70.2                      | 72.3              | 78.9              | 79.5              |
| Aerospace and misc.  | 372-6,9 | 4.01               | 75.2                  | 81.9                  | 66.6        | 87.3                  | 79.2                 | 69.1                  | 70.9         | 73.3         | 73.3 | 72.5                      | 71.5              | 72.1              | 72.5              |
| Instruments  | 38      | 4.69               | 81.6                  | 92.7                  | 78.4        | 81.4                  | 77.2                 | 78.3                  | 79.5         | 81.1         | 80.0 | 81.2                      | 79.9              | 79.6              | 80.3              |
| Miscellaneous  | 39      | 1.32               | 75.9                  | 79.4                  | 65.4        | 79.0                  | 71.7                 | 79.5                  | 81.5         | 80.5         | 79.9 | 80.5                      | 79.0              | 77.9              | 77.0              |
| <b>Nondurable</b>  |         | 39.52              | 83.2                  | 87.5                  | 76.4        | 87.3                  | 80.7                 | 84.6                  | 81.0         | 79.9         | 78.9 | 78.8                      | 78.8              | 78.0              | 78.0              |
| Foods  | 20      | 8.94               | 82.8                  | 84.6                  | 79.1        | 85.4                  | 82.7                 | 84.1                  | 81.1         | 81.2         | 80.6 | 80.6                      | 81.1              | 80.7              | 80.6              |
| Textile mill products  | 22      | 1.26               | 85.5                  | 91.2                  | 72.3        | 90.4                  | 77.7                 | 92.6                  | 84.1         | 75.6         | 77.1 | 76.0                      | 76.2              | 76.6              | 74.8              |
| Apparel products   | 23      | 1.64               | 80.6                  | 87.5                  | 77.5        | 85.1                  | 75.5                 | 85.9                  | 72.9         | 69.7         | 69.0 | 69.7                      | 67.9              | 68.3              | 67.3              |
| Paper and products   | 26      | 3.18               | 88.7                  | 96.1                  | 80.6        | 93.5                  | 85.0                 | 91.6                  | 86.4         | 83.2         | 81.7 | 81.0                      | 81.3              | 77.5              | 78.0              |
| Pulp and paper   | 261-3   | 1.10               | 92.3                  | 98.3                  | 82.0        | 98.0                  | 89.9                 | 96.8                  | 93.7         | 89.0         | 85.9 | 86.0                      | 86.9              | 82.9              |                   |
| Printing and publishing  | 27      | 6.59               | 85.4                  | 93.9                  | 82.0        | 91.7                  | 79.6                 | 82.5                  | 80.8         | 82.4         | 80.9 | 81.2                      | 80.4              | 79.3              | 79.1              |
| Chemicals and products   | 28      | 10.56              | 79.3                  | 84.6                  | 69.9        | 86.2                  | 79.3                 | 80.1                  | 77.0         | 75.7         | 74.5 | 73.8                      | 74.2              | 73.7              | 73.8              |
| Plastics materials   | 2821    | .88                | 86.9                  | 90.9                  | 63.4        | 97.0                  | 74.8                 | 103.0                 | 91.5         | 87.7         | 79.8 |                           |                   |                   |                   |
| Synthetic fibers   | 2823,4  | .26                | 85.1                  | 98.6                  | 64.4        | 99.7                  | 77.6                 | 90.7                  | 88.3         | 83.6         | 75.3 | 77.5                      | 78.0              | 78.5              |                   |
| Petroleum products   | 29      | 1.97               | 87.3                  | 90.0                  | 66.8        | 88.5                  | 85.1                 | 93.0                  | 95.1         | 94.9         | 93.2 | 93.5                      | 94.6              | 94.4              | 96.4              |
| Rubber and plastics products   | 30      | 3.58               | 84.7                  | 91.2                  | 72.7        | 89.6                  | 77.4                 | 91.3                  | 85.0         | 80.8         | 79.5 | 80.1                      | 79.0              | 78.0              | 77.4              |
| Leather and products   | 31      | .20                | 80.6                  | 92.1                  | 75.8        | 83.3                  | 76.1                 | 85.7                  | 69.3         | 70.0         | 68.3 | 68.8                      | 66.9              | 65.5              | 65.8              |
| <b>Mining</b>  |         | 5.96               | 87.4                  | 96.0                  | 80.3        | 88.0                  | 87.0                 | 89.1                  | 85.7         | 87.3         | 86.1 | 87.5                      | 87.8              | 88.9              | 89.6              |
| Metal mining   | 10      | .23                | 79.4                  | 87.9                  | 44.4        | 89.4                  | 79.9                 | 90.3                  | 80.8         | 77.5         | 82.5 | 78.6                      | 77.0              | 75.9              | 76.7              |
| Coal mining  | 12      | .54                | 86.7                  | 99.4                  | 76.6        | 91.5                  | 83.4                 | 88.4                  | 88.5         | 85.1         | 83.1 | 90.2                      | 86.5              | 91.1              | 91.2              |
| Oil and gas extraction   | 13      | 4.67               | 88.3                  | 97.3                  | 82.3        | 88.2                  | 88.7                 | 89.8                  | 85.2         | 88.4         | 87.2 | 88.2                      | 89.1              | 89.9              | 90.7              |
| Oil and gas well drilling  | 138     | .56                | 73.9                  | 104.3                 | 50.9        | 69.3                  | 60.0                 | 76.4                  | 73.1         | 80.2         | 80.3 | 84.7                      | 85.4              | 87.0              | 89.6              |
| Stone and earth minerals   | 14      | .53                | 84.8                  | 92.7                  | 63.3        | 89.0                  | 79.4                 | 91.7                  | 89.4         | 84.5         | 81.8 | 83.4                      | 83.6              | 84.6              | 84.7              |
| <b>Utilities</b>   |         | 5.33               | 87.6                  | 89.1                  | 75.9        | 92.6                  | 83.4                 | 92.7                  | 90.0         | 90.7         | 95.7 | 91.7                      | 90.7              | 90.8              | 89.6              |
| Electric   | 491,3pt | 3.90               | 89.7                  | 88.2                  | 78.9        | 95.0                  | 87.1                 | 96.0                  | 94.2         | 95.1         | 97.7 | 94.0                      | 91.6              | 92.4              | 92.0              |
| Gas 492,3pt  |         | 1.43               | 81.9                  | 93.7                  | 69.1        | 85.0                  | 67.1                 | 87.8                  | 76.8         | 76.9         | 88.5 | 83.6                      | 86.5              | 84.7              | 81.6              |
| <b>SPECIAL AGGREGATES</b>  |         |                    |                       |                       |             |                       |                      |                       |              |              |      |                           |                   |                   |                   |
| Computers, communications eq. and semiconductors <sup>2</sup>                    |         | 9.18               | 80.4                  | 90.9                  | 77.3        | 81.9                  | 72.4                 | 87.9                  | 87.2         | 85.3         | 83.1 | 80.0                      | 77.5              | 75.4              | 73.4              |
| Manufacturing ex. computers, communications eq., and semiconductors <sup>2</sup> |         | 79.52              | 81.2                  | 87.0                  | 68.0        | 86.1                  | 76.8                 | 83.8                  | 81.1         | 79.6         | 78.5 | 77.9                      | 77.6              | 77.4              | 77.2              |

1. Series begins in 1977.

2. Semiconductors include related electronic components.

Note—Primary processing manufacturing includes textile mill products, paper and products, industrial chemicals, synthetic materials, and fertilizers, petroleum products, rubber and plastics products, lumber and products, primary metals, fabricated metals, stone, clay, and glass products, semiconductors and related electronic components, and motor vehicle parts. Advanced processing manufacturing includes foods, tobacco products, apparel products, printing and publishing, chemical products and other agricultural chemicals, leather and products, furniture and fixtures, industrial machinery and equipment, electrical machinery except semiconductors and related electronic components, transportation equipment except motor vehicle parts, instruments, and miscellaneous manufactures.



**Table 4**  
**INDUSTRIAL CAPACITY: MANUFACTURING, MINING, AND UTILITIES**

| Item   | SIC     | Percent change        |                       |                       |                                  |      |      |      |                   | Capacity indexes       |              |              |              |              |              |              |
|--|---------|-----------------------|-----------------------|-----------------------|----------------------------------|------|------|------|-------------------|------------------------|--------------|--------------|--------------|--------------|--------------|--------------|
|  |         | Annual rate           |                       |                       | Fourth quarter to fourth quarter |      |      |      |                   | Percent of 1992 output |              |              |              |              |              |              |
|  |         | 1967-<br>2001<br>Ave. | 1967-<br>1975<br>Ave. | 1975-<br>2001<br>Ave. | 1997                             | 1998 | 1999 | 2000 | 2001 <sup>P</sup> | 2000<br>Apr.           | 2000<br>Nov. | 2000<br>Dec. | 2001<br>Jan. | 2001<br>Feb. | 2001<br>Mar. | 2001<br>Apr. |
| <b>Total industry</b>  |         | 3.2                   | 3.8                   | 3.0                   | 5.9                              | 6.5  | 4.6  | 4.6  | 2.4               | 177.4                  | 182.1        | 182.8        | 183.3        | 183.7        | 184.2        | 184.5        |
| <b>Manufacturing</b>   |         | 3.6                   | 4.0                   | 3.4                   | 6.5                              | 7.2  | 5.1  | 5.0  | 2.7               | 186.1                  | 191.5        | 192.3        | 192.9        | 193.5        | 194.0        | 194.4        |
| <b>Primary processing</b>  |         | 3.9                   | 4.4                   | 3.7                   | 8.5                              | 9.4  | 4.9  | 8.0  | 4.2               | 205.5                  | 216.0        | 217.7        | 219.0        | 220.1        | 221.0        | 221.8        |
| <b>Advanced processing</b>   |         | 3.3                   | 3.7                   | 3.2                   | 4.9                              | 5.7  | 5.2  | 3.0  | 1.8               | 173.7                  | 176.2        | 176.6        | 176.9        | 177.2        | 177.4        | 177.7        |
| <b>Durable</b>   |         | 4.3                   | 3.7                   | 4.6                   | 9.3                              | 10.2 | 8.4  | 8.8  | 4.9               | 231.7                  | 243.6        | 245.4        | 246.8        | 248.1        | 249.3        | 250.3        |
| Lumber and products  | 24      | 1.9                   | 2.9                   | 1.6                   | 3.3                              | 3.7  | 1.6  | 1.2  | .6                | 147.3                  | 148.4        | 148.6        | 148.7        | 148.7        | 148.8        | 148.9        |
| Furniture and fixtures   | 25      | 3.3                   | 4.5                   | 2.9                   | 5.4                              | 10.0 | 2.9  | 3.9  | 1.9               | 177.5                  | 182.2        | 182.9        | 183.4        | 183.8        | 184.1        | 184.5        |
| Stone, clay, and glass products  | 32      | 1.6                   | 2.5                   | 1.3                   | 3.5                              | 3.9  | 2.1  | 2.4  | 2.2               | 158.1                  | 160.4        | 160.8        | 161.1        | 161.4        | 161.7        | 162.0        |
| Primary metals   | 33      | .6                    | 1.7                   | .2                    | 3.4                              | 5.1  | 3.3  | .6   | -.2               | 153.2                  | 153.5        | 153.6        | 153.6        | 153.5        | 153.5        | 153.5        |
| Iron and steel   | 331,2   | -.1                   | .7                    | -.3                   | 3.9                              | 5.8  | 3.1  | .9   | -1.1              | 153.0                  | 153.6        | 153.7        | 153.7        | 153.6        | 153.5        | 153.3        |
| Raw steel  |         | -.4                   | .3                    | -.7                   | 6.1                              | 6.5  | 2.8  | 1.7  | -2.6              | 146.6                  | 148.1        | 148.3        | 148.2        | 148.0        | 147.7        | 147.4        |
| Nonferrous   | 333-6,9 | 1.8                   | 3.8                   | 1.1                   | 2.9                              | 4.4  | 3.4  | .4   | .8                | 153.3                  | 153.4        | 153.4        | 153.4        | 153.5        | 153.6        | 153.7        |
| Primary copper   | 3331    | -.1                   | 1.8                   | -.7                   | 1.0                              | -1.1 | -3.1 | -2.9 | -4.7              | 122.5                  | 120.4        | 120.2        | 119.7        | 119.3        | 118.9        | 118.4        |
| Primary aluminum   | 3334    | 1.1                   | 5.2                   | -.3                   | .1                               | .7   | 1.5  | 1.3  | -1.9              | 106.7                  | 107.5        | 107.6        | 107.5        | 107.4        | 107.3        | 107.1        |
| Fabricated metal products  | 34      | 2.1                   | 3.1                   | 1.7                   | 6.3                              | 6.0  | 1.8  | 2.5  | 1.8               | 174.8                  | 177.7        | 178.1        | 178.4        | 178.8        | 179.0        | 179.3        |
| Industrial machinery and equipment   | 35      | 6.2                   | 4.7                   | 6.7                   | 11.4                             | 11.8 | 18.1 | 10.6 | 4.9               | 301.9                  | 317.3        | 319.5        | 321.0        | 322.5        | 323.9        | 325.3        |
| Computer and office equip.   | 357     | 22.9                  | 12.0                  | 27.0                  | 44.3                             | 37.0 | 72.7 | 39.0 | 16.1              | 1630.9                 | 1917.0       | 1962.0       | 1990.5       | 2017.7       | 2044.2       | 2070.6       |
| Electrical machinery   | 36      | 10.3                  | 5.9                   | 11.9                  | 26.5                             | 28.2 | 18.4 | 33.3 | 17.0              | 577.3                  | 693.9        | 713.6        | 728.7        | 742.2        | 754.2        | 764.7        |
| Semiconductors and related electronic components                                 | 3672-9  | 22.2                  | 13.1                  | 25.4                  | 46.3                             | 55.2 | 31.8 | 70.1 | 26.2              | 1879.1                 | 2642.5       | 2780.2       | 2880.9       | 2969.8       | 3047.1       | 3112.3       |
| Transportation equipment   | 37      | 2.6                   | 3.0                   | 2.5                   | 3.6                              | 4.1  | 2.2  | 1.1  | 1.1               | 168.2                  | 169.0        | 169.1        | 169.2        | 169.3        | 169.4        | 169.6        |
| Motor vehicles and parts   | 371     | 3.4                   | 4.4                   | 3.0                   | 6.2                              | 4.7  | 2.7  | 2.1  | 1.4               | 207.8                  | 210.1        | 210.4        | 210.7        | 210.9        | 211.2        | 211.4        |
| Autos and light trucks <sup>1</sup>  |         |                       |                       |                       | 5.2                              | 4.4  | .5   | .8   | .2                | 178.4                  | 179.1        | 179.2        | 179.2        | 179.3        | 179.3        | 179.3        |
| Aerospace and misc.  | 372-6,9 | 1.5                   | 1.1                   | 1.6                   | .6                               | 3.1  | 1.6  | -.4  | .4                | 130.7                  | 130.2        | 130.1        | 130.0        | 130.0        | 130.0        | 130.1        |
| Instruments  | 38      | 4.5                   | 7.6                   | 3.4                   | 1.1                              | 3.4  | 5.8  | 1.8  | .9                | 152.7                  | 153.7        | 153.8        | 153.9        | 154.0        | 154.1        | 154.2        |
| Miscellaneous  | 39      | 2.2                   | 4.4                   | 1.4                   | 1.7                              | 2.9  | 2.4  | 1.3  | 1.9               | 160.5                  | 161.7        | 161.8        | 162.0        | 162.3        | 162.5        | 162.8        |
| <b>Nondurable</b>  |         | 2.6                   | 4.3                   | 2.1                   | 3.4                              | 4.1  | 1.3  | .8   | -.1               | 144.0                  | 144.6        | 144.7        | 144.7        | 144.7        | 144.6        | 144.6        |
| Foods  | 20      | 2.3                   | 3.0                   | 2.0                   | 2.3                              | 2.8  | 2.2  | .4   | .8                | 141.5                  | 141.6        | 141.7        | 141.7        | 141.8        | 141.9        | 141.9        |
| Textile mill products  | 22      | 1.6                   | 4.4                   | .7                    | -.2                              | -.2  | -.5  | -1.6 | -3.5              | 124.1                  | 122.8        | 122.6        | 122.3        | 122.0        | 121.6        | 121.3        |
| Apparel products   | 23      | .9                    | 2.3                   | .5                    | .8                               | .8   | -.9  | -2.2 | -1.1              | 129.8                  | 128.0        | 127.8        | 127.6        | 127.4        | 127.3        | 127.2        |
| Paper and products   | 26      | 2.7                   | 3.9                   | 2.3                   | 3.3                              | 4.3  | .9   | .8   | .9                | 137.1                  | 137.9        | 138.0        | 138.1        | 138.3        | 138.4        | 138.5        |
| Pulp and paper   | 261-3   | 2.2                   | 2.9                   | 2.0                   | 1.6                              | .3   | .9   | .7   | 1.2               | 124.0                  | 124.4        | 124.5        | 124.6        | 124.7        | 124.8        | 124.9        |
| Printing and publishing  | 27      | 2.6                   | 3.0                   | 2.4                   | 3.0                              | 3.5  | .9   | -.1  | .3                | 135.0                  | 135.0        | 134.9        | 135.0        | 135.0        | 135.0        | 135.0        |
| Chemicals and products   | 28      | 3.7                   | 6.8                   | 2.6                   | 5.5                              | 7.0  | 1.4  | 2.4  | .0                | 162.6                  | 164.8        | 165.0        | 165.0        | 165.0        | 165.0        | 165.0        |
| Plastics materials   | 2821    | 6.0                   | 12.7                  | 3.8                   | 6.8                              | 9.6  | 1.3  | .5   | 1.2               | 151.5                  | 152.3        | 152.4        | 152.6        | 152.7        | 152.9        | 153.0        |
| Synthetic fibers   | 2823,4  | 3.3                   | 9.7                   | 1.2                   | 2.0                              | 2.8  | -1.5 | 1.4  | 1.0               | 119.4                  | 120.9        | 121.1        | 121.3        | 121.4        | 121.5        | 121.6        |
| Petroleum products   | 29      | 1.5                   | 4.2                   | .6                    | 2.4                              | 2.4  | 1.9  | .0   | .5                | 123.3                  | 123.1        | 123.1        | 123.1        | 123.1        | 123.1        | 123.2        |
| Rubber and plastics products   | 30      | 5.3                   | 8.4                   | 4.2                   | 5.2                              | 5.7  | 3.8  | 3.5  | 1.9               | 168.7                  | 172.2        | 172.6        | 173.0        | 173.3        | 173.6        | 173.8        |
| Leather and products   | 31      | -3.2                  | -1.5                  | -3.8                  | -.6                              | -2.0 | -3.5 | -4.4 | -5.4              | 101.0                  | 98.3         | 98.0         | 97.5         | 97.1         | 96.6         | 96.2         |
| <b>Mining</b>  |         | .0                    | -.1                   | .1                    | 1.9                              | -.1  | -1.5 | -.8  | -1.3              | 116.6                  | 115.8        | 115.7        | 115.5        | 115.3        | 115.2        | 115.1        |
| Metal mining   | 10      | 1.1                   | .5                    | 1.4                   | 3.0                              | .8   | -.1  | -1.8 | -1.2              | 122.3                  | 120.8        | 120.5        | 120.4        | 120.2        | 120.1        | 119.9        |
| Coal mining  | 12      | 2.1                   | 2.4                   | 2.0                   | .9                               | .3   | .8   | .6   | 1.0               | 127.3                  | 127.7        | 127.7        | 127.8        | 127.9        | 128.0        | 128.1        |
| Oil and gas extraction   | 13      | -.6                   | -1.0                  | -.5                   | 1.5                              | -.8  | -2.4 | -1.2 | -1.7              | 110.3                  | 109.3        | 109.1        | 108.9        | 108.7        | 108.6        | 108.4        |
| Oil and gas well drilling  | 138     | .5                    | .8                    | .5                    | 3.5                              | 1.4  | -1.9 | -.4  | .0                | 173.3                  | 173.2        | 173.2        | 173.2        | 173.3        | 173.3        | 173.3        |
| Stone and earth minerals   | 14      | 1.3                   | 2.6                   | .8                    | 4.8                              | 2.0  | .4   | .0   | -.2               | 145.9                  | 145.8        | 145.8        | 145.8        | 145.8        | 145.8        | 145.7        |
| <b>Utilities</b>   |         | 2.8                   | 6.1                   | 1.6                   | 1.0                              | 1.1  | 2.4  | 3.3  | 4.1               | 131.9                  | 134.5        | 134.8        | 135.3        | 135.7        | 136.1        | 136.6        |
| Electric   | 491,3pt | 3.7                   | 7.8                   | 2.3                   | .2                               | 1.1  | 3.2  | 4.4  | 4.5               | 130.4                  | 133.8        | 134.3        | 134.8        | 135.3        | 135.8        | 136.3        |
| Gas 492,3pt  |         | .4                    | 2.3                   | -.2                   | 1.1                              | .5   | .1   | -.1  | 1.8               | 135.9                  | 135.8        | 135.8        | 135.9        | 136.1        | 136.2        | 136.4        |
| <b>SPECIAL AGGREGATES</b>  |         |                       |                       |                       |                                  |      |      |      |                   |                        |              |              |              |              |              |              |
| Computers, communications eq. and semiconductors <sup>2</sup>                    |         | 18.0                  | 9.5                   | 21.0                  | 40.3                             | 39.5 | 37.8 | 47.6 | 21.5              | 1258.3                 | 1591.5       | 1647.6       | 1688.6       | 1726.1       | 1760.2       | 1790.7       |
| Manufacturing ex. computers, communications eq., and semiconductors <sup>2</sup> |         | 2.4                   | 3.7                   | 1.9                   | 3.6                              | 4.4  | 2.1  | 1.3  | .6                | 154.3                  | 155.3        | 155.4        | 155.5        | 155.6        | 155.6        | 155.7        |

p. Preliminary estimate for current year.

1. Series begins in 1977.

2. Semiconductors include related electronic components.

**Table 5A**  
**INDUSTRIAL PRODUCTION, CAPACITY AND UTILIZATION FOR TOTAL INDUSTRY: HISTORICAL DATA**

Seasonally adjusted

| Year   | Jan.  | Feb.  | Mar.  | Apr.  | May   | June  | July  | Aug.  | Sept. | Oct.  | Nov.  | Dec.  | Q1    | Q2    | Q3    | Q4    | Annual |
|--|-------|-------|-------|-------|-------|-------|-------|-------|-------|-------|-------|-------|-------|-------|-------|-------|--------|
| <b>Industrial Production, Percent Change<sup>1</sup></b> |       |       |       |       |       |       |       |       |       |       |       |       |       |       |       |       |        |
| 1989   | .6    | -.8   | .9    | .2    | -.6   | -.2   | -1.0  | .4    | -.2   | -.5   | .4    | .5    | 3.8   | .5    | -4.4  | -.1   | 1.8    |
| 1990   | -.5   | .5    | .5    | -.6   | .4    | .0    | .0    | .2    | .1    | -.6   | -1.3  | -.6   | 2.0   | .6    | 1.0   | -5.8  | -.2    |
| 1991   | -.5   | -.8   | -.9   | .3    | .8    | 1.2   | .1    | .1    | 1.0   | -.1   | -.1   | -.6   | -8.3  | 1.5   | 6.2   | 1.1   | -2.0   |
| 1992   | .1    | .5    | .9    | .7    | .3    | -.2   | .7    | -.3   | .4    | .7    | .5    | .0    | 1.0   | 6.5   | 2.4   | 5.0   | 3.1    |
| 1993   | .4    | .5    | .2    | .3    | -.5   | .3    | .2    | -.2   | 1.1   | .3    | .4    | .8    | 3.8   | 1.5   | 1.9   | 6.2   | 3.5    |
| 1994   | .2    | .3    | .8    | .5    | .8    | .4    | .6    | .3    | .1    | .5    | .7    | 1.0   | 5.5   | 7.7   | 5.8   | 6.3   | 5.4    |
| 1995   | .6    | -.1   | .2    | -.2   | .4    | .4    | -.4   | 1.3   | .6    | -.4   | .3    | .1    | 6.0   | 1.1   | 4.4   | 2.9   | 4.8    |
| 1996   | -.2   | 1.1   | -.1   | 1.1   | .8    | .8    | .0    | .6    | .5    | .0    | 1.0   | .4    | 2.8   | 9.2   | 5.4   | 5.3   | 4.6    |
| 1997   | .5    | 1.0   | .2    | .6    | .3    | .6    | .7    | .9    | .6    | .6    | .6    | .3    | 7.6   | 6.1   | 7.9   | 7.3   | 6.8    |
| 1998   | .4    | .0    | .3    | .5    | .4    | -.7   | -.1   | 2.1   | -.3   | .5    | -.4   | .1    | 3.6   | 3.0   | 3.4   | 2.9   | 4.9    |
| 1999   | .6    | .3    | .7    | .1    | .7    | .2    | .8    | .4    | .1    | .8    | .3    | .7    | 3.9   | 4.9   | 5.8   | 5.7   | 4.2    |
| 2000   | .5    | .5    | .7    | .7    | .7    | .5    | -.2   | .7    | .2    | -.2   | -.3   | -.6   | 6.7   | 7.9   | 3.5   | -.9   | 5.6    |
| 2001   | -.9   | -.4   | -.1   | -.3   |       |       |       |       |       |       |       |       | -6.5  |       |       |       |        |
| <b>Industrial Production</b>                             |       |       |       |       |       |       |       |       |       |       |       |       |       |       |       |       |        |
| 1989   | 99.8  | 99.0  | 100.0 | 100.2 | 99.6  | 99.4  | 98.4  | 98.8  | 98.6  | 98.2  | 98.6  | 99.0  | 99.6  | 99.7  | 98.6  | 98.6  | 99.1   |
| 1990   | 98.6  | 99.1  | 99.6  | 99.0  | 99.4  | 99.3  | 99.3  | 99.5  | 99.6  | 99.1  | 97.7  | 97.2  | 99.1  | 99.2  | 99.5  | 98.0  | 98.9   |
| 1991   | 96.7  | 95.9  | 95.0  | 95.4  | 96.1  | 97.2  | 97.3  | 97.4  | 98.4  | 98.3  | 98.1  | 97.5  | 95.9  | 96.2  | 97.7  | 98.0  | 97.0   |
| 1992   | 97.6  | 98.1  | 99.0  | 99.7  | 100.0 | 99.7  | 100.4 | 100.2 | 100.5 | 101.3 | 101.8 | 101.8 | 98.2  | 99.8  | 100.4 | 101.6 | 100.0  |
| 1993   | 102.2 | 102.7 | 102.9 | 103.2 | 102.7 | 102.9 | 103.2 | 103.0 | 104.1 | 104.4 | 104.9 | 105.7 | 102.6 | 102.9 | 103.4 | 105.0 | 103.5  |
| 1994   | 105.9 | 106.2 | 107.1 | 107.6 | 108.5 | 109.0 | 109.6 | 110.0 | 110.2 | 110.7 | 111.5 | 112.6 | 106.4 | 108.4 | 109.9 | 111.6 | 109.1  |
| 1995   | 113.3 | 113.2 | 113.4 | 113.1 | 113.6 | 114.0 | 113.6 | 115.1 | 115.7 | 115.3 | 115.7 | 115.9 | 113.3 | 113.6 | 114.8 | 115.6 | 114.3  |
| 1996   | 115.6 | 116.9 | 116.8 | 118.1 | 119.0 | 120.0 | 119.9 | 120.6 | 121.2 | 121.2 | 122.4 | 122.9 | 116.4 | 119.0 | 120.6 | 122.2 | 119.6  |
| 1997   | 123.5 | 124.8 | 125.0 | 125.8 | 126.2 | 126.9 | 127.7 | 128.8 | 129.5 | 130.3 | 131.1 | 131.5 | 124.4 | 126.3 | 128.7 | 131.0 | 127.7  |
| 1998   | 132.0 | 132.0 | 132.4 | 133.1 | 133.6 | 132.7 | 132.5 | 135.3 | 134.9 | 135.5 | 135.0 | 135.1 | 132.1 | 133.1 | 134.2 | 135.2 | 134.0  |
| 1999   | 135.9 | 136.3 | 137.3 | 137.4 | 138.4 | 138.6 | 139.7 | 140.3 | 140.4 | 141.5 | 141.9 | 142.8 | 136.5 | 138.1 | 140.1 | 142.1 | 139.6  |
| 2000   | 143.6 | 144.3 | 145.2 | 146.3 | 147.2 | 147.9 | 147.6 | 148.6 | 149.0 | 148.7 | 148.2 | 147.3 | 144.4 | 147.1 | 148.4 | 148.1 | 147.5  |
| 2001   | 146.0 | 145.5 | 145.3 | 144.9 |       |       |       |       |       |       |       |       | 145.6 |       |       |       |        |
| <b>Capacity</b>  |       |       |       |       |       |       |       |       |       |       |       |       |       |       |       |       |        |
| 1989   | 116.8 | 117.0 | 117.2 | 117.4 | 117.6 | 117.8 | 118.0 | 118.2 | 118.4 | 118.6 | 118.8 | 119.0 | 117.0 | 117.6 | 118.2 | 118.8 | 117.9  |
| 1990   | 119.2 | 119.3 | 119.5 | 119.7 | 119.9 | 120.1 | 120.2 | 120.4 | 120.6 | 120.8 | 121.0 | 121.2 | 119.3 | 119.9 | 120.4 | 121.0 | 120.2  |
| 1991   | 121.4 | 121.6 | 121.7 | 121.9 | 122.1 | 122.2 | 122.4 | 122.6 | 122.7 | 122.9 | 123.0 | 123.2 | 121.6 | 122.1 | 122.6 | 123.0 | 122.3  |
| 1992   | 123.4 | 123.6 | 123.8 | 124.1 | 124.3 | 124.5 | 124.7 | 124.9 | 125.2 | 125.4 | 125.6 | 125.8 | 123.6 | 124.3 | 124.9 | 125.6 | 124.6  |
| 1993   | 126.0 | 126.3 | 126.5 | 126.7 | 126.9 | 127.2 | 127.4 | 127.7 | 127.9 | 128.2 | 128.5 | 128.8 | 126.3 | 126.9 | 127.7 | 128.5 | 127.3  |
| 1994   | 129.1 | 129.4 | 129.7 | 130.1 | 130.5 | 130.9 | 131.3 | 131.8 | 132.2 | 132.7 | 133.2 | 133.7 | 129.4 | 130.5 | 131.8 | 133.2 | 131.2  |
| 1995   | 134.2 | 134.7 | 135.3 | 135.8 | 136.4 | 137.0 | 137.6 | 138.2 | 138.8 | 139.4 | 140.0 | 140.6 | 134.7 | 136.4 | 138.2 | 140.0 | 137.3  |
| 1996   | 141.2 | 141.9 | 142.5 | 143.1 | 143.8 | 144.4 | 145.0 | 145.6 | 146.2 | 146.9 | 147.5 | 148.1 | 141.9 | 143.8 | 145.6 | 147.5 | 144.7  |
| 1997   | 148.8 | 149.4 | 150.1 | 150.8 | 151.5 | 152.3 | 153.0 | 153.8 | 154.6 | 155.4 | 156.2 | 157.1 | 149.4 | 151.5 | 153.8 | 156.2 | 152.7  |
| 1998   | 158.0 | 158.9 | 159.8 | 160.7 | 161.6 | 162.5 | 163.4 | 164.2 | 165.0 | 165.7 | 166.5 | 167.2 | 158.9 | 161.6 | 164.2 | 166.5 | 162.8  |
| 1999   | 167.9 | 168.6 | 169.2 | 169.9 | 170.5 | 171.1 | 171.7 | 172.3 | 172.9 | 173.5 | 174.1 | 174.8 | 168.6 | 170.5 | 172.3 | 174.1 | 171.4  |
| 2000   | 175.4 | 176.1 | 176.7 | 177.4 | 178.1 | 178.7 | 179.4 | 180.1 | 180.7 | 181.4 | 182.1 | 182.8 | 176.1 | 178.1 | 180.1 | 182.1 | 179.1  |
| 2001   | 183.3 | 183.7 | 184.2 | 184.5 |       |       |       |       |       |       |       |       | 183.7 |       |       |       |        |
| <b>Utilization</b>                                       |       |       |       |       |       |       |       |       |       |       |       |       |       |       |       |       |        |
| 1989   | 85.4  | 84.6  | 85.3  | 85.3  | 84.7  | 84.4  | 83.4  | 83.6  | 83.3  | 82.8  | 83.0  | 83.2  | 85.1  | 84.8  | 83.4  | 83.0  | 84.1   |
| 1990   | 82.7  | 83.0  | 83.3  | 82.7  | 82.9  | 82.7  | 82.6  | 82.6  | 82.6  | 82.0  | 80.8  | 80.2  | 83.0  | 82.8  | 82.6  | 81.0  | 82.3   |
| 1991   | 79.6  | 78.9  | 78.1  | 78.2  | 78.7  | 79.6  | 79.5  | 79.5  | 80.2  | 80.0  | 79.8  | 79.2  | 78.9  | 78.8  | 79.7  | 79.6  | 79.3   |
| 1992   | 79.1  | 79.4  | 79.9  | 80.4  | 80.4  | 80.1  | 80.5  | 80.2  | 80.3  | 80.8  | 81.0  | 80.9  | 79.5  | 80.3  | 80.3  | 80.9  | 80.2   |
| 1993   | 81.0  | 81.3  | 81.3  | 81.4  | 80.9  | 80.9  | 81.0  | 80.7  | 81.4  | 81.5  | 81.6  | 82.1  | 81.2  | 81.1  | 81.0  | 81.7  | 81.3   |
| 1994   | 82.1  | 82.1  | 82.5  | 82.7  | 83.2  | 83.3  | 83.5  | 83.5  | 83.3  | 83.5  | 83.7  | 84.3  | 82.2  | 83.1  | 83.4  | 83.8  | 83.1   |
| 1995   | 84.4  | 84.0  | 83.8  | 83.3  | 83.3  | 83.2  | 82.5  | 83.3  | 83.4  | 82.8  | 82.7  | 82.4  | 84.1  | 83.3  | 83.1  | 82.6  | 83.3   |
| 1996   | 81.9  | 82.4  | 82.0  | 82.5  | 82.8  | 83.1  | 82.7  | 82.8  | 82.9  | 82.5  | 83.0  | 83.0  | 82.1  | 82.8  | 82.8  | 82.8  | 82.6   |
| 1997   | 83.0  | 83.5  | 83.3  | 83.4  | 83.3  | 83.3  | 83.5  | 83.8  | 83.8  | 83.9  | 83.9  | 83.7  | 83.3  | 83.3  | 83.7  | 83.8  | 83.5   |
| 1998   | 83.5  | 83.1  | 82.9  | 82.8  | 82.7  | 81.6  | 81.1  | 82.4  | 81.8  | 81.8  | 81.1  | 80.8  | 83.2  | 82.4  | 81.8  | 81.2  | 82.1   |
| 1999   | 81.0  | 80.9  | 81.1  | 80.9  | 81.2  | 81.0  | 81.3  | 81.4  | 81.2  | 81.5  | 81.5  | 81.7  | 81.0  | 81.0  | 81.3  | 81.6  | 81.2   |
| 2000   | 81.9  | 82.0  | 82.2  | 82.5  | 82.7  | 82.7  | 82.3  | 82.6  | 82.4  | 82.0  | 81.4  | 80.6  | 82.0  | 82.6  | 82.4  | 81.3  | 82.1   |
| 2001   | 79.7  | 79.2  | 78.9  | 78.5  |       |       |       |       |       |       |       |       | 79.3  |       |       |       |        |

1. Quarterly percent changes are at annual rates. Annual percent changes are calculated from annual averages.

**Table 5B**  
**INDUSTRIAL PRODUCTION, CAPACITY AND UTILIZATION FOR MANUFACTURING: HISTORICAL DATA**

Seasonally adjusted

| Year   | Jan.  | Feb.  | Mar.  | Apr.  | May   | June  | July  | Aug.  | Sept. | Oct.  | Nov.  | Dec.  | Q1    | Q2    | Q3    | Q4    | Annual |
|--|-------|-------|-------|-------|-------|-------|-------|-------|-------|-------|-------|-------|-------|-------|-------|-------|--------|
| <b>Industrial Production, Percent Change<sup>1</sup></b> |       |       |       |       |       |       |       |       |       |       |       |       |       |       |       |       |        |
| 1989   | .9    | -1.2  | .8    | .1    | -.7   | .0    | -1.1  | .3    | -.3   | -.6   | .4    | .1    | 4.3   | -.7   | -4.5  | -1.4  | 1.9    |
| 1990   | -.2   | .9    | .3    | -.8   | .4    | -.1   | .0    | .3    | -.1   | -.6   | -1.3  | -.6   | 2.9   | -.1   | .8    | -6.3  | -.5    |
| 1991   | -.9   | -.7   | -1.1  | .3    | .7    | 1.4   | .2    | .2    | 1.1   | -.1   | -.2   | -.5   | -9.7  | 1.2   | 7.8   | 1.7   | -2.4   |
| 1992   | .3    | .6    | 1.0   | .6    | .4    | -.1   | .7    | -.2   | .3    | .7    | .5    | -.1   | 2.4   | 7.3   | 3.0   | 4.5   | 4.0    |
| 1993   | .7    | .3    | .2    | .5    | -.4   | .0    | .2    | -.2   | 1.3   | .2    | .5    | .9    | 4.4   | 2.0   | 1.5   | 6.6   | 3.7    |
| 1994   | .0    | .4    | 1.0   | .8    | .9    | .2    | .8    | .5    | .2    | .6    | .9    | 1.0   | 5.6   | 9.4   | 6.6   | 7.6   | 6.0    |
| 1995   | .6    | -.2   | .3    | -.3   | .2    | .5    | -.6   | 1.3   | .9    | -.3   | .2    | .1    | 6.5   | .7    | 3.9   | 3.6   | 5.3    |
| 1996   | -.2   | 1.0   | -.2   | 1.3   | .9    | .9    | .2    | .6    | .6    | .0    | 1.0   | .6    | 2.3   | 10.1  | 7.1   | 5.7   | 4.9    |
| 1997   | .5    | 1.2   | .4    | .5    | .3    | .8    | .6    | 1.1   | .5    | .6    | .7    | .4    | 8.5   | 6.7   | 9.0   | 7.7   | 7.8    |
| 1998   | .6    | .0    | .2    | .6    | .3    | -.8   | -.1   | 2.3   | -.2   | .7    | -.2   | .2    | 4.8   | 2.8   | 3.9   | 4.7   | 5.6    |
| 1999   | .5    | .5    | .5    | .2    | .8    | .2    | .6    | .6    | .1    | .9    | .5    | .6    | 4.1   | 5.4   | 6.0   | 6.8   | 4.8    |
| 2000   | .6    | .4    | .9    | .6    | .6    | .4    | -.1   | .6    | .3    | -.1   | -.5   | -1.0  | 7.1   | 8.0   | 3.7   | -1.6  | 6.1    |
| 2001   | -.8   | -.4   | -.2   | -.3   |       |       |       |       |       |       |       |       | -7.7  |       |       |       |        |
| <b>Industrial Production</b>                             |       |       |       |       |       |       |       |       |       |       |       |       |       |       |       |       |        |
| 1989   | 100.3 | 99.1  | 99.9  | 100.0 | 99.4  | 99.4  | 98.3  | 98.7  | 98.4  | 97.8  | 98.2  | 98.3  | 99.8  | 99.6  | 98.5  | 98.1  | 99.0   |
| 1990   | 98.1  | 99.0  | 99.3  | 98.6  | 99.0  | 98.9  | 98.8  | 99.1  | 99.0  | 98.4  | 97.2  | 96.6  | 98.8  | 98.8  | 99.0  | 97.4  | 98.5   |
| 1991   | 95.8  | 95.1  | 94.1  | 94.4  | 95.0  | 96.3  | 96.6  | 96.8  | 97.8  | 97.8  | 97.6  | 97.1  | 95.0  | 95.2  | 97.0  | 97.5  | 96.2   |
| 1992   | 97.3  | 97.9  | 98.9  | 99.5  | 99.9  | 99.9  | 100.6 | 100.4 | 100.6 | 101.3 | 101.9 | 101.7 | 98.1  | 99.8  | 100.5 | 101.6 | 100.0  |
| 1993   | 102.5 | 102.8 | 103.0 | 103.5 | 103.1 | 103.1 | 103.4 | 103.1 | 104.4 | 104.6 | 105.1 | 106.1 | 102.7 | 103.2 | 103.6 | 105.3 | 103.7  |
| 1994   | 106.1 | 106.5 | 107.6 | 108.4 | 109.4 | 109.6 | 110.5 | 111.0 | 111.3 | 111.9 | 112.9 | 114.1 | 106.7 | 109.2 | 110.9 | 113.0 | 109.9  |
| 1995   | 114.8 | 114.6 | 114.9 | 114.6 | 114.9 | 115.4 | 114.8 | 116.2 | 117.3 | 116.9 | 117.1 | 117.3 | 114.8 | 115.0 | 116.1 | 117.1 | 115.7  |
| 1996   | 117.1 | 118.3 | 118.0 | 119.5 | 120.6 | 121.7 | 122.0 | 122.7 | 123.4 | 123.4 | 124.6 | 125.3 | 117.8 | 120.6 | 122.7 | 124.4 | 121.4  |
| 1997   | 125.9 | 127.3 | 127.8 | 128.4 | 128.9 | 129.9 | 130.7 | 132.1 | 132.8 | 133.6 | 134.5 | 135.0 | 127.0 | 129.1 | 131.9 | 134.4 | 130.8  |
| 1998   | 135.8 | 135.9 | 136.1 | 136.9 | 137.4 | 136.3 | 136.2 | 139.4 | 139.0 | 139.9 | 139.6 | 139.8 | 135.9 | 136.9 | 138.2 | 139.8 | 138.2  |
| 1999   | 140.5 | 141.2 | 141.9 | 142.2 | 143.4 | 143.6 | 144.5 | 145.3 | 145.6 | 146.8 | 147.5 | 148.4 | 141.2 | 143.1 | 145.1 | 147.6 | 144.8  |
| 2000   | 149.2 | 149.9 | 151.3 | 152.2 | 153.1 | 153.8 | 153.7 | 154.6 | 155.1 | 154.9 | 154.1 | 152.6 | 150.1 | 153.0 | 154.4 | 153.8 | 153.6  |
| 2001   | 151.3 | 150.7 | 150.3 | 149.8 |       |       |       |       |       |       |       |       | 150.8 |       |       |       |        |
| <b>Capacity</b>  |       |       |       |       |       |       |       |       |       |       |       |       |       |       |       |       |        |
| 1989   | 117.0 | 117.3 | 117.5 | 117.8 | 118.0 | 118.3 | 118.5 | 118.7 | 119.0 | 119.2 | 119.5 | 119.7 | 117.3 | 118.0 | 118.7 | 119.5 | 118.4  |
| 1990   | 119.9 | 120.1 | 120.3 | 120.5 | 120.7 | 120.9 | 121.1 | 121.3 | 121.5 | 121.7 | 122.0 | 122.2 | 120.1 | 120.7 | 121.3 | 122.0 | 121.0  |
| 1991   | 122.4 | 122.6 | 122.8 | 123.0 | 123.1 | 123.3 | 123.5 | 123.7 | 123.8 | 124.0 | 124.2 | 124.3 | 122.6 | 123.1 | 123.7 | 124.2 | 123.4  |
| 1992   | 124.6 | 124.8 | 125.0 | 125.3 | 125.5 | 125.8 | 126.0 | 126.3 | 126.5 | 126.7 | 127.0 | 127.2 | 124.8 | 125.5 | 126.3 | 127.0 | 125.9  |
| 1993   | 127.5 | 127.7 | 128.0 | 128.2 | 128.5 | 128.8 | 129.0 | 129.3 | 129.6 | 129.9 | 130.2 | 130.5 | 127.7 | 128.5 | 129.3 | 130.2 | 128.9  |
| 1994   | 130.9 | 131.3 | 131.6 | 132.1 | 132.5 | 132.9 | 133.4 | 133.9 | 134.4 | 134.9 | 135.5 | 136.1 | 131.3 | 132.5 | 133.9 | 135.5 | 133.3  |
| 1995   | 136.6 | 137.3 | 137.9 | 138.5 | 139.2 | 139.8 | 140.5 | 141.2 | 141.9 | 142.6 | 143.3 | 144.0 | 137.3 | 139.2 | 141.2 | 143.3 | 140.2  |
| 1996   | 144.7 | 145.4 | 146.2 | 146.9 | 147.7 | 148.4 | 149.1 | 149.8 | 150.5 | 151.2 | 151.9 | 152.7 | 145.4 | 147.7 | 149.8 | 151.9 | 148.7  |
| 1997   | 153.4 | 154.2 | 154.9 | 155.7 | 156.5 | 157.4 | 158.2 | 159.1 | 160.0 | 160.9 | 161.9 | 162.9 | 154.2 | 156.5 | 159.1 | 161.9 | 157.9  |
| 1998   | 163.9 | 164.9 | 165.9 | 167.0 | 168.0 | 169.0 | 170.0 | 171.0 | 171.9 | 172.8 | 173.6 | 174.5 | 164.9 | 168.0 | 171.0 | 173.6 | 169.4  |
| 1999   | 175.3 | 176.0 | 176.8 | 177.5 | 178.3 | 179.0 | 179.7 | 180.3 | 181.0 | 181.7 | 182.4 | 183.1 | 176.0 | 178.3 | 180.3 | 182.4 | 179.3  |
| 2000   | 183.8 | 184.6 | 185.3 | 186.1 | 186.9 | 187.6 | 188.4 | 189.1 | 189.9 | 190.7 | 191.5 | 192.3 | 184.6 | 186.9 | 189.2 | 191.5 | 188.0  |
| 2001   | 192.9 | 193.5 | 194.0 | 194.4 |       |       |       |       |       |       |       |       | 193.5 |       |       |       |        |
| <b>Utilization</b>                                       |       |       |       |       |       |       |       |       |       |       |       |       |       |       |       |       |        |
| 1989   | 85.7  | 84.5  | 85.0  | 85.0  | 84.2  | 84.1  | 83.0  | 83.1  | 82.7  | 82.1  | 82.2  | 82.1  | 85.1  | 84.4  | 82.9  | 82.1  | 83.6   |
| 1990   | 81.8  | 82.5  | 82.6  | 81.8  | 82.0  | 81.8  | 81.6  | 81.7  | 81.5  | 80.9  | 79.7  | 79.0  | 82.3  | 81.9  | 81.6  | 79.9  | 81.4   |
| 1991   | 78.2  | 77.5  | 76.6  | 76.8  | 77.1  | 78.1  | 78.2  | 78.2  | 79.0  | 78.9  | 78.6  | 78.1  | 77.5  | 77.3  | 78.5  | 78.5  | 77.9   |
| 1992   | 78.1  | 78.5  | 79.1  | 79.5  | 79.6  | 79.4  | 79.8  | 79.5  | 79.6  | 79.9  | 80.2  | 79.9  | 78.6  | 79.5  | 79.6  | 80.0  | 79.4   |
| 1993   | 80.4  | 80.4  | 80.4  | 80.7  | 80.2  | 80.1  | 80.1  | 79.7  | 80.6  | 80.6  | 80.7  | 81.3  | 80.4  | 80.3  | 80.1  | 80.9  | 80.4   |
| 1994   | 81.1  | 81.1  | 81.7  | 82.1  | 82.6  | 82.5  | 82.8  | 82.9  | 82.8  | 83.0  | 83.3  | 83.8  | 81.3  | 82.4  | 82.8  | 83.4  | 82.5   |
| 1995   | 84.0  | 83.5  | 83.3  | 82.7  | 82.5  | 82.6  | 81.7  | 82.3  | 82.7  | 82.0  | 81.7  | 81.4  | 83.6  | 82.6  | 82.2  | 81.7  | 82.5   |
| 1996   | 80.9  | 81.3  | 80.7  | 81.4  | 81.7  | 82.0  | 81.8  | 81.9  | 82.0  | 81.6  | 82.0  | 82.1  | 81.0  | 81.7  | 81.9  | 81.9  | 81.6   |
| 1997   | 82.1  | 82.6  | 82.5  | 82.5  | 82.3  | 82.5  | 82.6  | 83.1  | 83.0  | 83.0  | 83.1  | 82.9  | 82.4  | 82.5  | 82.9  | 83.0  | 82.7   |
| 1998   | 82.9  | 82.4  | 82.0  | 82.0  | 81.8  | 80.6  | 80.1  | 81.5  | 80.9  | 81.0  | 80.4  | 80.2  | 82.4  | 81.5  | 80.8  | 80.5  | 81.3   |
| 1999   | 80.2  | 80.2  | 80.3  | 80.1  | 80.4  | 80.2  | 80.4  | 80.6  | 80.4  | 80.8  | 80.9  | 81.0  | 80.2  | 80.3  | 80.5  | 80.9  | 80.5   |
| 2000   | 81.2  | 81.2  | 81.6  | 81.8  | 81.9  | 82.0  | 81.6  | 81.7  | 81.7  | 81.2  | 80.5  | 79.3  | 81.3  | 81.9  | 81.7  | 80.3  | 81.3   |
| 2001   | 78.4  | 77.9  | 77.5  | 77.1  |       |       |       |       |       |       |       |       | 77.9  |       |       |       |        |

1. Quarterly percent changes are at annual rates. Annual percent changes are calculated from annual averages.

**Table 6**  
**INDUSTRIAL PRODUCTION: INDUSTRY SUBTOTALS AND INDIVIDUAL SERIES**

| Item                            | SIC        | 2000<br>IP<br>Proportion | Index, 1992 = 100   |       |       |                           |                   |                   |                         |       |       |                           |                   |                   |
|---------------------------------|------------|--------------------------|---------------------|-------|-------|---------------------------|-------------------|-------------------|-------------------------|-------|-------|---------------------------|-------------------|-------------------|
|                                 |            |                          | Seasonally adjusted |       |       |                           |                   |                   | Not seasonally adjusted |       |       |                           |                   |                   |
|                                 |            |                          | 2000<br>Oct.        | Nov.  | Dec.  | 2001<br>Jan. <sup>1</sup> | Feb. <sup>1</sup> | Mar. <sup>1</sup> | 2000<br>Oct.            | Nov.  | Dec.  | 2001<br>Jan. <sup>1</sup> | Feb. <sup>1</sup> | Mar. <sup>1</sup> |
| <b>Metal mining</b>             | <b>10</b>  | .22                      | 96.3                | 93.7  | 99.5  | 94.6                      | 92.6              | 91.1              | 95.8                    | 94.2  | 99.9  | 92.9                      | 93.6              | 90.8              |
| Iron ore                        | 101        | .04                      | 111.7               | 104.6 | 107.7 | 88.7                      | 82.1              |                   | 108.1                   | 105.1 | 108.8 | 84.8                      | 80.5              |                   |
| Nonferrous ores                 | 102-4,8,9  | .19                      | 93.8                | 91.9  | 98.2  | 95.6                      | 94.3              | 92.4              | 93.8                    | 92.4  | 98.5  | 94.2                      | 95.7              | 92.7              |
| Copper                          | 102        | .07                      | 86.1                | 87.0  | 89.6  | 82.2                      |                   |                   | 85.3                    | 87.8  | 88.0  | 81.5                      |                   |                   |
| <b>Coal mining</b>              | <b>12</b>  | .55                      | 110.2               | 108.6 | 106.1 | 115.2                     | 110.7             | 116.6             | 112.8                   | 109.3 | 103.7 | 113.1                     | 115.7             | 119.4             |
| <b>Oil and gas extraction</b>   | <b>13</b>  | 5.36                     | 95.1                | 96.6  | 95.2  | 96.1                      | 96.9              | 97.6              | 95.0                    | 96.5  | 96.3  | 96.3                      | 97.5              | 98.3              |
| Crude oil and natural gas       | 131        | 4.50                     | 89.7                | 91.2  | 90.6  | 91.8                      | 91.4              | 92.6              | 89.4                    | 91.0  | 91.9  | 92.3                      | 92.1              | 93.5              |
| Crude oil, total                |            | 2.28                     | 77.8                | 78.9  | 78.4  | 78.9                      | 78.1              | 80.2              | 78.4                    | 79.1  | 78.8  | 78.7                      | 78.8              | 80.5              |
| Natural gas                     |            | 2.23                     | 106.0               | 108.3 | 107.5 | 109.7                     | 109.8             | 109.8             | 104.6                   | 107.3 | 110.0 | 111.0                     | 110.5             | 111.4             |
| Natural gas liquids             | 132        | .33                      | 113.4               | 111.7 | 94.5  | 80.6                      | 101.3             | 92.0              | 114.5                   | 112.0 | 93.1  | 79.0                      | 102.2             | 93.6              |
| Oil and gas well drilling       | 138        | .52                      | 136.5               | 138.9 | 139.1 | 146.7                     | 147.9             | 150.7             | 137.6                   | 140.4 | 139.2 | 145.5                     | 147.1             | 148.1             |
| <b>Stone and earth minerals</b> | <b>14</b>  | .56                      | 124.6               | 123.2 | 119.3 | 121.7                     | 121.8             | 123.3             | 145.6                   | 127.5 | 96.6  | 89.7                      | 89.2              | 101.4             |
| <b>Foods</b>                    | <b>20</b>  | 8.81                     | 114.8               | 115.0 | 114.2 | 114.1                     | 114.9             | 114.4             | 120.4                   | 115.4 | 110.8 | 109.3                     | 108.8             | 109.4             |
| Meat products                   | 201        | 1.53                     | 123.0               | 125.7 | 123.5 | 119.3                     | 119.4             | 120.9             | 128.6                   | 124.4 | 117.9 | 119.9                     | 120.6             | 121.0             |
| Beef                            |            | .41                      | 119.8               | 118.0 | 116.5 | 110.5                     | 107.2             | 111.3             | 122.5                   | 113.3 | 106.6 | 110.6                     | 107.3             | 108.3             |
| Pork                            |            | .29                      | 111.7               | 112.7 | 108.6 | 111.1                     | 111.6             | 109.1             | 119.8                   | 119.6 | 112.8 | 113.5                     | 113.2             | 111.2             |
| Poultry                         |            | .81                      | 136.4               | 142.8 | 140.7 | 134.5                     | 136.4             | 138.4             | 142.2                   | 138.8 | 132.1 | 133.9                     | 137.4             | 138.4             |
| Miscellaneous meats             |            | .01                      | 64.9                | 68.4  | 71.9  | 67.5                      | 65.2              | 65.5              | 66.7                    | 70.5  | 75.8  | 65.6                      | 67.3              | 72.3              |
| Dairy products                  | 202        | .81                      | 112.5               | 110.8 | 109.2 | 107.8                     | 110.9             | 107.7             | 104.9                   | 103.6 | 105.9 | 106.1                     | 114.3             | 113.8             |
| Butter                          | 2021       | .01                      | 122.1               | 112.2 | 117.6 | 104.3                     | 101.3             | 91.4              | 112.1                   | 111.0 | 125.0 | 131.3                     | 127.1             | 105.5             |
| Cheese                          | 2022       | .22                      | 130.5               | 126.5 | 126.5 | 129.4                     | 129.6             | 128.1             | 128.0                   | 128.5 | 127.7 | 127.1                     | 129.6             | 132.2             |
| Concentrated milk               | 2023       | .20                      | 125.4               | 126.1 | 120.2 | 112.2                     | 126.1             | 118.0             | 107.6                   | 109.5 | 122.1 | 116.9                     | 139.1             | 129.7             |
| Frozen desserts                 | 2024       | .09                      | 99.1                | 95.1  | 96.2  | 94.4                      | 95.1              | 90.3              | 85.9                    | 73.1  | 68.0  | 73.4                      | 90.0              | 95.9              |
| Milk and misc. dairy products   | 2026       | .30                      | 100.4               | 99.5  | 98.4  | 98.3                      | 98.4              | 97.4              | 96.3                    | 95.9  | 96.6  | 98.4                      | 100.4             | 101.2             |
| Canned and frozen food          | 203        | 1.10                     | 100.2               | 102.9 | 104.9 | 104.4                     | 104.6             | 104.4             | 113.6                   | 104.4 | 99.4  | 94.7                      | 92.2              | 92.8              |
| Grain mill products             | 204        | .93                      | 113.5               | 111.5 | 111.1 | 113.2                     | 111.2             | 110.0             | 116.7                   | 115.2 | 113.5 | 110.4                     | 107.6             | 108.5             |
| Bakery products                 | 205        | 1.04                     | 116.3               | 118.8 | 117.4 | 114.3                     | 117.7             | 114.1             | 121.3                   | 117.0 | 111.8 | 106.8                     | 106.2             | 104.2             |
| Sugar and confectionery         | 206        | .60                      | 118.9               | 116.6 | 117.7 | 120.4                     | 118.8             | 119.7             | 137.9                   | 137.0 | 134.8 | 123.7                     | 116.0             | 113.4             |
| Fats and oils                   | 207        | .16                      | 120.1               | 111.4 | 110.5 | 113.6                     | 116.9             | 116.5             | 126.2                   | 118.3 | 112.4 | 114.1                     | 120.5             | 119.9             |
| Beverages                       | 208        | 1.73                     | 119.4               | 118.0 | 117.7 | 120.5                     | 121.3             | 121.0             | 123.5                   | 115.6 | 107.3 | 110.9                     | 111.2             | 115.7             |
| Beer and ale                    | 2082,3     | .50                      | 102.0               | 99.4  | 96.8  |                           |                   |                   | 95.1                    | 89.2  | 79.7  |                           |                   |                   |
| Soft drinks                     | 2086,7     | .99                      | 136.3               | 135.1 | 136.5 | 136.8                     | 139.2             | 138.8             | 143.3                   | 131.6 | 127.1 | 125.5                     | 122.8             | 124.5             |
| Coffee and miscellaneous        | 209        | .92                      | 113.4               | 114.1 | 110.8 | 112.7                     | 114.1             | 115.6             | 119.2                   | 113.9 | 109.3 | 106.8                     | 103.2             | 102.7             |
| Roasted coffee                  | 2095       | .11                      | 96.9                | 102.5 | 90.9  | 96.2                      | 95.2              |                   | 105.3                   | 111.7 | 109.1 | 104.1                     | 109.1             |                   |
| <b>Tobacco products</b>         | <b>21</b>  | 1.71                     | 93.7                | 93.1  | 94.2  | 95.2                      | 93.7              | 91.7              | 105.8                   | 90.5  | 71.0  | 96.5                      | 99.3              | 98.7              |
| <b>Textile mill products</b>    | <b>22</b>  | 1.23                     | 96.7                | 92.8  | 94.5  | 93.0                      | 92.9              | 93.1              | 102.3                   | 91.5  | 83.0  | 87.9                      | 91.2              | 92.0              |
| Fabrics                         | 221-4      | .28                      | 86.3                | 82.3  | 78.6  | 87.6                      | 82.2              | 81.0              | 90.3                    | 82.1  | 73.3  | 83.3                      | 81.7              | 82.5              |
| Cotton and synthetic            | 221,2      | .23                      | 87.9                | 82.8  | 78.0  |                           |                   |                   | 93.2                    | 82.8  | 71.9  |                           |                   |                   |
| Narrow fabrics                  | 224        | .03                      | 103.2               | 101.1 | 102.3 | 103.4                     | 102.8             | 104.2             | 103.9                   | 102.4 | 101.7 | 101.8                     | 102.6             | 105.0             |
| Knit goods                      | 225        | .30                      | 94.8                | 95.9  | 94.8  | 92.7                      | 90.9              | 92.9              | 101.5                   | 93.3  | 84.4  | 77.9                      | 85.7              | 87.7              |
| Knit garments                   | 2253,4,7-9 | .21                      | 92.6                | 93.7  | 92.0  | 89.7                      | 87.8              | 90.5              | 96.1                    | 91.1  | 85.0  | 74.5                      | 81.7              | 82.9              |
| Fabric finishing                | 226        | .12                      | 65.1                | 64.8  | 63.1  | 62.1                      | 61.1              | 61.1              | 68.3                    | 67.4  | 53.3  | 59.2                      | 62.8              | 60.7              |
| Carpeting                       | 227        | .20                      | 112.7               | 102.9 | 113.4 | 102.8                     | 118.7             | 117.3             | 125.8                   | 95.9  | 83.5  | 106.0                     | 115.4             | 114.7             |
| Yarns and miscellaneous         | 228,9      | .34                      | 116.5               | 109.2 | 116.0 | 109.3                     | 107.6             | 108.5             | 119.6                   | 109.3 | 107.3 | 107.8                     | 107.4             | 109.6             |
| Cotton and synthetic yarns      | 2281,2,4   | .16                      | 106.0               | 93.2  | 108.8 | 98.6                      | 96.6              | 99.9              | 111.1                   | 93.0  | 91.0  | 98.2                      | 98.9              | 102.5             |
| <b>Apparel products</b>         | <b>23</b>  | 1.41                     | 89.2                | 89.2  | 88.2  | 88.9                      | 86.5              | 86.9              | 90.9                    | 89.7  | 88.1  | 85.4                      | 85.0              | 85.5              |
| <b>Lumber and products</b>      | <b>24</b>  | 1.82                     | 114.8               | 113.2 | 111.5 | 108.3                     | 109.3             | 109.9             | 119.1                   | 112.4 | 105.4 | 104.3                     | 107.2             | 109.0             |
| Logging and lumber              | 241,2      | .62                      | 105.1               | 104.8 | 106.2 | 103.4                     | 98.5              | 102.0             | 110.5                   | 103.2 | 98.6  | 98.4                      | 98.2              | 101.9             |
| Logging                         | 241        | .20                      | 85.0                | 83.7  | 86.2  | 87.6                      | 85.6              | 85.6              | 91.7                    | 85.6  | 84.5  | 83.3                      | 81.1              | 78.7              |
| Lumber products                 | 243-5,9    | 1.20                     | 122.5               | 120.0 | 116.4 | 113.0                     | 117.4             | 116.3             | 126.2                   | 119.7 | 111.2 | 109.5                     | 114.3             | 115.0             |
| Millwork and plywood            | 243        | .67                      | 127.6               | 126.8 | 123.4 | 120.5                     | 125.2             | 123.0             | 130.2                   | 127.6 | 121.4 | 116.3                     | 118.9             | 119.6             |
| Plywood                         | 2435,6     | .11                      | 96.6                | 94.6  | 88.4  | 85.1                      | 92.0              | 90.0              | 99.7                    | 92.6  | 77.8  | 82.8                      | 92.9              | 91.4              |
| Manufactured homes              | 245        | .18                      | 98.8                | 90.9  | 83.5  | 73.5                      | 81.0              |                   | 108.1                   | 87.7  | 66.8  | 65.5                      | 79.8              |                   |

1. The IP proportion data are estimates of the industries' relative contributions to overall IP growth in the following year.

**Table 6 (continued)**  
**INDUSTRIAL PRODUCTION: INDUSTRY SUBTOTALS AND INDIVIDUAL SERIES**

| Item   | SIC       | 2000<br>IP<br>Proportion <sup>1</sup> | Index, 1992 = 100   |       |       |                           |                   |                   |                         |       |       |                           |                   |                   |
|--|-----------|---------------------------------------|---------------------|-------|-------|---------------------------|-------------------|-------------------|-------------------------|-------|-------|---------------------------|-------------------|-------------------|
|  |           |                                       | Seasonally adjusted |       |       |                           |                   |                   | Not seasonally adjusted |       |       |                           |                   |                   |
|  |           |                                       | 2000<br>Oct.        | Nov.  | Dec.  | 2001<br>Jan. <sup>f</sup> | Feb. <sup>f</sup> | Mar. <sup>f</sup> | 2000<br>Oct.            | Nov.  | Dec.  | 2001<br>Jan. <sup>f</sup> | Feb. <sup>f</sup> | Mar. <sup>f</sup> |
| <b>Furniture and fixtures</b>                | <b>25</b> | 1.61                                  | 147.2               | 145.0 | 145.3 | 144.1                     | 143.6             | 142.1             | 151.0                   | 143.5 | 140.6 | 136.1                     | 140.0             | 136.6             |
| Household furniture                          | 251       | .65                                   | 135.8               | 133.3 | 132.2 | 131.3                     | 131.5             | 130.0             | 138.1                   | 131.2 | 128.9 | 124.5                     | 130.9             | 128.7             |
| <b>Paper and products</b>                    | <b>26</b> | 3.30                                  | 117.1               | 114.7 | 112.7 | 111.8                     | 112.5             | 107.3             | 118.9                   | 113.1 | 108.6 | 112.3                     | 115.1             | 108.4             |
| Pulp and paper                               | 261-3     | 1.22                                  | 112.7               | 110.7 | 107.0 | 107.1                     | 108.4             | 103.5             | 113.2                   | 109.6 | 104.2 | 108.0                     | 111.3             | 103.8             |
| Wood pulp                                    | 261       | .07                                   | 96.3                | 94.9  | 94.9  | 93.4                      | 92.4              | 91.1              | 95.1                    | 95.2  | 92.8  | 93.7                      | 94.2              | 89.4              |
| Paper  | 262       | .68                                   | 114.3               | 110.7 | 106.7 | 107.8                     | 109.3             | 102.4             | 114.5                   | 110.4 | 105.5 | 108.5                     | 112.3             | 102.7             |
| Paperboard                                   | 263       | .47                                   | 115.2               | 115.4 | 111.2 | 110.5                     | 111.6             | 109.0             | 116.0                   | 112.4 | 105.8 | 111.5                     | 114.5             | 109.5             |
| Paper products                               | 265,7     | 2.08                                  | 119.9               | 117.2 | 116.3 | 114.8                     | 115.0             | 109.7             | 122.5                   | 115.2 | 111.4 | 115.0                     | 117.4             | 111.2             |
| Paperboard containers                        | 265       | .79                                   | 114.3               | 110.4 | 115.7 | 108.7                     | 106.8             | 104.4             | 121.7                   | 105.9 | 105.1 | 106.6                     | 107.6             | 106.3             |
| Converted paper products                     | 267       | 1.29                                  | 123.4               | 121.5 | 116.4 | 118.5                     | 120.2             | 113.0             | 122.7                   | 121.0 | 115.2 | 120.3                     | 123.6             | 114.1             |
| <b>Printing and publishing</b>               | <b>27</b> | 6.58                                  | 111.6               | 111.2 | 109.2 | 109.6                     | 108.5             | 107.1             | 116.6                   | 112.2 | 107.9 | 104.3                     | 103.8             | 101.9             |
| Newspapers                                   | 271       | 1.57                                  | 97.4                | 97.8  | 96.5  | 94.1                      | 93.4              | 93.2              | 106.9                   | 102.9 | 96.5  | 89.7                      | 93.5              | 89.6              |
| Periodicals, books, and cards                | 272,3,7   | 2.09                                  | 116.8               | 115.1 | 114.4 | 116.1                     | 112.4             | 110.2             | 116.2                   | 116.9 | 116.7 | 113.9                     | 111.6             | 109.9             |
| Job printing                                 | 274-6,8,9 | 2.92                                  | 116.2               | 116.2 | 112.7 | 113.9                     | 114.7             | 112.9             | 122.3                   | 114.0 | 108.1 | 106.0                     | 104.0             | 103.2             |
| <b>Chemicals and products</b>                | <b>28</b> | 10.33                                 | 125.8               | 124.8 | 122.9 | 121.8                     | 122.4             | 121.7             | 130.0                   | 126.8 | 123.8 | 124.2                     | 125.6             | 125.0             |
| Industrial chemicals and synthetic materials | 281,2,6   | 3.96                                  | 114.9               | 113.5 | 108.7 | 106.5                     | 105.8             | 104.5             | 115.8                   | 113.8 | 106.7 | 105.6                     | 108.1             | 105.5             |
| Basic chemicals                              | 281       | .97                                   | 106.9               | 107.5 | 104.2 | 98.9                      | 97.7              | 95.8              | 109.7                   | 109.2 | 101.0 | 96.9                      | 104.1             | 97.7              |
| Alkalies and chlorine                        | 2812      | .06                                   | 72.9                | 75.3  | 70.9  | 73.0                      | 74.6              | 69.1              | 72.0                    | 75.2  | 71.8  | 73.9                      | 75.7              | 70.3              |
| Inorganic pigments                           | 2816      | .08                                   | 103.0               | 105.4 | 94.1  | 108.3                     | 100.2             |                   | 102.0                   | 97.5  | 93.4  | 107.0                     | 103.5             |                   |
| Inorganic chemicals, nec                     | 2819      | .72                                   | 106.3               | 107.1 | 104.5 | 95.8                      | 94.9              | 92.9              | 110.5                   | 110.3 | 100.9 | 93.8                      | 103.1             | 95.3              |
| Acids and other                              |           | .62                                   | 133.1               | 132.8 | 132.1 | 128.3                     | 125.5             | 123.6             | 136.3                   | 133.6 | 121.3 | 120.9                     | 134.4             | 121.2             |
| Synthetic materials                          | 282       | 1.35                                  | 124.3               | 122.0 | 110.7 | 115.8                     | 119.4             | 119.4             | 125.9                   | 121.0 | 106.3 | 113.5                     | 122.3             | 121.8             |
| Plastics materials                           | 2821      | .97                                   | 137.8               | 133.5 | 121.7 |                           |                   |                   | 139.6                   | 134.2 | 117.0 |                           |                   |                   |
| Synthetic fibers                             | 2823,4    | .27                                   | 101.1               | 101.0 | 91.2  | 94.0                      | 94.7              | 95.4              | 102.8                   | 96.3  | 85.9  | 92.4                      | 99.2              | 97.3              |
| Industrial organic chemicals                 | 286       | 1.63                                  | 112.3               | 110.3 | 109.6 | 103.9                     | 100.2             | 98.3              | 111.8                   | 110.8 | 110.5 | 105.0                     | 99.5              | 98.0              |
| Chemical products                            | 283-5,9   | 5.91                                  | 135.2               | 134.5 | 134.7 | 134.8                     | 136.5             | 136.4             | 136.1                   | 132.0 | 132.3 | 134.0                     | 134.7             | 135.8             |
| Drugs and medicines                          | 283       | 3.39                                  | 144.3               | 142.5 | 144.5 | 143.6                     | 147.6             | 148.6             | 143.4                   | 143.9 | 146.1 | 146.8                     | 149.5             | 150.0             |
| Soap and toiletries                          | 284       | 1.56                                  | 128.4               | 130.1 | 127.7 | 130.0                     | 129.3             | 127.9             | 132.9                   | 123.1 | 122.5 | 124.0                     | 121.9             | 122.3             |
| Paints                                       | 285       | .37                                   | 107.6               | 105.2 | 104.1 | 101.7                     | 100.5             | 100.1             | 108.4                   | 91.9  | 79.1  | 87.9                      | 99.9              | 103.9             |
| Agricultural chemicals                       | 287       | .47                                   | 100.1               | 99.1  | 98.9  | 95.6                      | 95.4              | 92.8              | 100.0                   | 99.9  | 97.1  | 96.8                      | 95.1              | 93.1              |
| <b>Petroleum products</b>                    | <b>29</b> | 2.39                                  | 116.5               | 116.9 | 114.7 | 115.1                     | 116.5             | 116.2             | 117.6                   | 117.3 | 113.2 | 107.0                     | 108.1             | 109.4             |
| Petroleum refining and misc.                 | 291,9     | 2.16                                  | 111.4               | 111.9 | 109.8 | 109.8                     | 111.7             | 111.7             | 111.4                   | 111.7 | 108.6 | 103.0                     | 104.3             | 106.1             |
| Miscellaneous petroleum products             |           | .61                                   | 107.8               | 106.9 | 106.0 | 107.9                     | 108.5             | 108.5             | 107.6                   | 99.7  | 93.9  | 91.5                      | 95.6              | 101.8             |
| Distillate fuel oil                          |           | .35                                   | 123.9               | 122.1 | 127.2 | 128.3                     | 127.6             |                   | 127.0                   | 126.8 | 130.4 | 121.3                     | 121.8             |                   |
| Residual fuel oil                            |           | .04                                   | 88.7                | 86.2  | 81.1  | 88.4                      | 82.4              |                   | 84.7                    | 87.7  | 87.4  | 91.3                      | 83.3              |                   |
| Aviation fuel and kerosene                   |           | .19                                   | 123.3               | 114.4 | 116.1 | 108.3                     | 113.0             |                   | 120.4                   | 117.8 | 122.3 | 111.8                     | 109.1             |                   |
| Automotive gasoline                          |           | .97                                   | 109.2               | 113.2 | 107.3 | 106.7                     | 110.4             |                   | 109.0                   | 114.8 | 109.6 | 103.5                     | 104.6             |                   |
| Paving and roofing materials                 | 295       | .23                                   | 159.0               | 157.5 | 155.8 | 161.9                     | 155.4             | 151.4             | 174.0                   | 166.0 | 148.7 | 136.7                     | 133.7             | 129.2             |
| <b>Rubber and plastics products</b>          | <b>30</b> | 3.65                                  | 141.3               | 139.1 | 137.3 | 138.5                     | 136.9             | 135.3             | 142.9                   | 140.3 | 137.9 | 136.4                     | 136.9             | 135.6             |
| Tires  | 301       | .31                                   | 130.8               | 120.9 | 128.5 | 120.7                     | 122.2             | 122.3             | 137.8                   | 120.4 | 110.9 | 122.7                     | 131.5             | 130.2             |
| Other rubber products                        | 302,5,6   | .61                                   | 136.6               | 136.1 | 134.1 | 135.8                     | 131.5             | 129.2             | 140.8                   | 135.9 | 131.5 | 126.4                     | 130.8             | 126.9             |
| Plastics products, nec                       | 308       | 2.73                                  | 143.9               | 142.3 | 139.4 | 141.6                     | 140.3             | 138.6             | 144.3                   | 144.0 | 142.9 | 140.7                     | 139.2             | 138.6             |
| <b>Leather and products</b>                  | <b>31</b> | .17                                   | 68.6                | 68.9  | 66.9  | 67.1                      | 65.0              | 63.3              | 70.1                    | 69.8  | 67.4  | 64.7                      | 63.7              | 63.1              |
| Shoes  | 314       | .04                                   | 48.9                | 50.1  | 47.5  | 47.0                      | 45.9              | 45.2              | 49.8                    | 51.0  | 47.4  | 45.9                      | 44.1              | 44.5              |
| <b>Stone, clay, and glass products</b>       | <b>32</b> | 2.38                                  | 137.3               | 134.6 | 132.4 | 135.2                     | 134.3             | 133.5             | 141.8                   | 136.1 | 127.8 | 127.4                     | 128.9             | 128.9             |
| Pressed and blown glass                      | 322       | .29                                   | 111.2               | 109.7 | 108.8 | 109.2                     | 109.9             | 107.8             | 113.1                   | 111.6 | 99.9  | 104.7                     | 110.1             | 108.1             |
| Glass containers                             | 3221      | .11                                   | 85.8                | 82.8  | 81.4  | 80.0                      | 79.6              | 77.5              | 86.6                    | 82.7  | 63.3  | 76.2                      | 83.7              | 81.5              |
| Cement                                       | 324       | .20                                   | 131.2               | 127.2 | 118.5 | 141.4                     | 137.0             |                   | 156.9                   | 122.7 | 92.3  | 90.8                      | 102.7             |                   |
| Structural clay products                     | 325       | .11                                   | 125.9               | 124.8 | 124.3 | 122.1                     | 120.3             | 122.7             | 129.4                   | 124.2 | 115.5 | 113.4                     | 120.4             | 126.3             |
| Concrete and miscellaneous                   | 326-9     | 1.49                                  | 144.6               | 141.2 | 139.4 | 141.2                     | 140.9             | 140.4             | 146.5                   | 143.4 | 139.2 | 138.6                     | 137.3             | 135.0             |

1. The IP proportion data are estimates of the industries' relative contributions to overall IP growth in the following year.



**Table 6 (continued)**  
**INDUSTRIAL PRODUCTION: INDUSTRY SUBTOTALS AND INDIVIDUAL SERIES**

| Item                      | SIC            | 2000<br>IP<br>Proportion <sup>1</sup> | Index, 1992 = 100   |       |       |                           |                   |                   |                         |       |       |                           |                   |                   |
|---------------------------|----------------|---------------------------------------|---------------------|-------|-------|---------------------------|-------------------|-------------------|-------------------------|-------|-------|---------------------------|-------------------|-------------------|
|                           |                |                                       | Seasonally adjusted |       |       |                           |                   |                   | Not seasonally adjusted |       |       |                           |                   |                   |
|                           |                |                                       | 2000<br>Oct.        | Nov.  | Dec.  | 2001<br>Jan. <sup>f</sup> | Feb. <sup>f</sup> | Mar. <sup>f</sup> | 2000<br>Oct.            | Nov.  | Dec.  | 2001<br>Jan. <sup>f</sup> | Feb. <sup>f</sup> | Mar. <sup>f</sup> |
| <b>Instruments</b>        | <b>38</b>      | 4.54                                  | 123.5               | 124.6 | 123.1 | 125.0                     | 123.0             | 122.7             | 124.7                   | 123.6 | 122.6 | 121.7                     | 120.3             | 120.5             |
| Scientific and medical    | 381-4          | 3.94                                  | 127.7               | 128.9 | 127.5 | 130.0                     | 128.1             | 128.0             | 129.0                   | 127.4 | 126.8 | 126.3                     | 125.1             | 125.6             |
| Medical instruments       | 384            | 1.68                                  | 150.9               | 151.4 | 147.4 | 151.1                     | 146.1             | 145.0             | 155.1                   | 145.5 | 140.3 | 141.1                     | 137.1             | 137.3             |
| <b>Misc. manufactures</b> | <b>39</b>      | 1.31                                  | 131.1               | 130.2 | 129.4 | 130.4                     | 128.2             | 126.6             | 134.7                   | 133.5 | 131.1 | 126.4                     | 126.1             | 126.7             |
| Consumer goods            | 391,3,4,6      | .55                                   | 117.8               | 117.4 | 117.1 | 119.2                     | 118.0             | 116.2             | 121.2                   | 122.1 | 119.6 | 114.8                     | 116.2             | 117.1             |
| Business supplies         | 395,9          | .77                                   | 144.2               | 142.7 | 141.5 | 141.6                     | 138.6             | 137.0             | 147.8                   | 144.9 | 142.4 | 137.8                     | 136.0             | 136.5             |
| <b>Electric utilities</b> | <b>491,3pt</b> | 4.45                                  | 124.2               | 127.3 | 131.2 | 126.7                     | 123.9             | 125.5             | 116.6                   | 115.5 | 128.9 | 132.2                     | 120.6             | 118.4             |
| Generation                |                | 1.48                                  | 120.8               | 123.8 | 126.2 | 123.4                     | 120.9             | 122.2             | 109.8                   | 114.6 | 124.7 | 126.8                     | 121.4             | 117.5             |
| Fossil fuel               |                | .76                                   | 129.4               | 132.6 | 136.7 | 132.5                     |                   |                   | 123.3                   | 121.7 | 132.4 | 132.3                     |                   |                   |
| Hydro and nuclear         |                | .72                                   | 112.5               | 115.3 | 116.0 | 114.5                     |                   |                   | 96.6                    | 107.7 | 117.2 | 121.4                     |                   |                   |
| Sales                     |                | 2.97                                  | 126.1               | 129.3 | 133.9 | 128.6                     | 125.7             | 127.4             | 120.4                   | 116.2 | 131.3 | 135.3                     | 120.5             | 119.2             |
| Residential               |                | 1.28                                  | 126.5               | 131.0 | 145.7 | 133.5                     |                   |                   | 112.5                   | 108.7 | 145.2 | 153.6                     |                   |                   |
| Nonresidential            |                | 1.69                                  | 125.7               | 127.9 | 125.1 | 124.9                     | 123.3             | 124.8             | 126.3                   | 121.9 | 121.0 | 121.7                     | 114.1             | 117.4             |
| Commercial and other      |                | 1.11                                  | 135.3               | 139.1 | 135.4 | 135.0                     |                   |                   | 135.0                   | 130.0 | 130.5 | 132.5                     |                   |                   |
| Industrial                |                | .58                                   | 111.1               | 110.9 | 109.5 | 109.5                     |                   |                   | 113.3                   | 109.8 | 106.7 | 105.4                     |                   |                   |
| <b>Gas utilities</b>      | <b>492,3pt</b> | 1.46                                  | 105.8               | 104.5 | 120.2 | 113.7                     | 117.6             | 115.5             | 71.5                    | 116.4 | 187.2 | 222.4                     | 188.1             | 169.4             |
| Residential               |                | .82                                   | 97.7                | 95.0  | 114.0 | 103.4                     | 110.4             | 107.4             | 55.5                    | 109.3 | 195.8 | 233.4                     | 195.5             | 170.1             |
| Commercial and other      |                | .29                                   | 116.6               | 114.6 | 130.4 | 131.5                     | 128.4             | 129.8             | 82.0                    | 126.5 | 192.5 | 240.5                     | 203.3             | 188.4             |
| Gas transmission          |                | .27                                   | 112.5               | 114.1 | 124.0 | 121.3                     | 123.4             | 119.5             | 94.1                    | 117.0 | 150.7 | 170.6                     | 148.5             | 144.0             |

1. The IP proportion data are estimates of the industries' relative contributions to overall IP growth in the following year.

**Table 7**  
**INDUSTRIAL PRODUCTION: GROSS VALUE OF PRODUCTS**

Billions of 1996 dollars at annual rates, seasonally adjusted

| Item                         | 1992   | 2000   | 1999<br>Q4 | 2000<br>Q1 | Q2     | Q3     | Q4     | 2001<br>Q1 <sup>f</sup> | 2000<br>Nov. | Dec.   | 2001<br>Jan. <sup>f</sup> | Feb. <sup>f</sup> | Mar. <sup>f</sup> | Apr. <sup>p</sup> |
|------------------------------|--------|--------|------------|------------|--------|--------|--------|-------------------------|--------------|--------|---------------------------|-------------------|-------------------|-------------------|
| <b>Products, total</b>       | 2102.7 | 2878.0 | 2807.0     | 2842.8     | 2875.0 | 2879.2 | 2860.3 | 2823.9                  | 2863.2       | 2850.2 | 2818.1                    | 2820.1            | 2833.5            | 2823.6            |
| <b>Final products</b>        | 1595.7 | 2216.7 | 2154.6     | 2180.0     | 2209.0 | 2217.1 | 2202.4 | 2176.8                  | 2203.7       | 2198.2 | 2167.1                    | 2172.9            | 2190.3            | 2182.5            |
| Consumer goods               | 1085.2 | 1342.8 | 1335.8     | 1338.6     | 1351.6 | 1347.1 | 1332.9 | 1321.3                  | 1331.2       | 1332.8 | 1312.2                    | 1321.7            | 1330.1            | 1330.0            |
| Durable                      | 231.5  | 372.3  | 378.7      | 377.3      | 382.4  | 371.5  | 355.0  | 344.6                   | 353.7        | 349.5  | 336.7                     | 341.5             | 355.6             | 355.1             |
| Automotive products          | 125.0  | 195.0  | 197.6      | 198.6      | 201.7  | 195.3  | 181.9  | 174.0                   | 181.6        | 176.3  | 167.2                     | 171.4             | 183.4             | 184.7             |
| Other durable goods          | 106.5  | 177.9  | 181.9      | 179.1      | 181.0  | 176.7  | 175.0  | 173.1                   | 173.8        | 175.9  | 172.8                     | 172.9             | 173.6             | 171.4             |
| Nondurable                   | 855.5  | 970.6  | 958.0      | 962.0      | 970.1  | 975.3  | 975.8  | 973.6                   | 975.3        | 980.4  | 971.6                     | 976.5             | 972.8             | 973.0             |
| Equipment, total             | 512.0  | 872.7  | 821.7      | 846.8      | 863.9  | 878.9  | 879.7  | 864.4                   | 883.3        | 874.9  | 864.8                     | 859.3             | 869.0             | 859.9             |
| Business and defense         | 492.6  | 850.4  | 798.3      | 823.6      | 841.2  | 856.4  | 859.2  | 843.7                   | 862.8        | 855.0  | 844.9                     | 838.4             | 848.0             | 838.2             |
| Business                     | 405.0  | 788.7  | 736.8      | 765.5      | 784.1  | 800.3  | 802.2  | 784.6                   | 805.5        | 796.9  | 785.5                     | 779.7             | 788.6             | 777.5             |
| Defense and space            | 88.6   | 65.9   | 68.7       | 66.4       | 65.7   | 65.3   | 66.1   | 67.3                    | 66.4         | 66.8   | 67.6                      | 66.8              | 67.6              | 68.3              |
| <b>Intermediate products</b> | 507.8  | 661.3  | 651.4      | 661.7      | 664.9  | 661.2  | 656.9  | 646.3                   | 658.6        | 651.2  | 649.9                     | 646.4             | 642.6             | 640.6             |
| Construction supplies        | 200.0  | 285.4  | 282.1      | 286.9      | 286.6  | 284.9  | 281.3  | 277.6                   | 281.4        | 279.8  | 279.3                     | 277.0             | 276.5             | 275.1             |
| Business supplies            | 308.1  | 375.6  | 369.0      | 374.4      | 377.9  | 375.9  | 375.2  | 368.3                   | 376.8        | 371.0  | 370.2                     | 368.9             | 365.7             | 365.1             |
| Commercial energy products   | 75.7   | 95.8   | 90.1       | 93.9       | 97.1   | 96.8   | 95.9   | 95.7                    | 95.7         | 95.9   | 95.3                      | 95.3              | 96.5              | 96.7              |

**Table 8**  
**DIFFUSION INDEXES OF INDUSTRIAL PRODUCTION**

| Percent                     |      |      |      |      |      |      |      |      |       |      |      |      |
|-----------------------------|------|------|------|------|------|------|------|------|-------|------|------|------|
| Year                        | Jan. | Feb. | Mar. | Apr. | May  | June | July | Aug. | Sept. | Oct. | Nov. | Dec. |
| <b>One Month Earlier</b>    |      |      |      |      |      |      |      |      |       |      |      |      |
| 1999                        | 53.6 | 56.5 | 55.4 | 59.4 | 55.1 | 50.7 | 58.2 | 55.8 | 48.6  | 64.5 | 53.3 | 59.8 |
| 2000                        | 58.7 | 50.4 | 56.5 | 51.4 | 51.4 | 56.2 | 54.2 | 43.5 | 54.0  | 43.5 | 45.7 | 37.9 |
| 2001                        | 46.7 | 36.8 | 43.1 |      |      |      |      |      |       |      |      |      |
| <b>Three Months Earlier</b> |      |      |      |      |      |      |      |      |       |      |      |      |
| 1999                        | 52.9 | 56.9 | 56.5 | 56.5 | 55.8 | 58.0 | 56.2 | 63.4 | 58.0  | 62.0 | 58.3 | 62.7 |
| 2000                        | 61.2 | 62.0 | 59.8 | 56.2 | 54.0 | 52.9 | 49.6 | 44.9 | 48.9  | 43.1 | 45.3 | 42.4 |
| 2001                        | 38.9 | 33.0 | 36.2 |      |      |      |      |      |       |      |      |      |
| <b>Six Months Earlier</b>   |      |      |      |      |      |      |      |      |       |      |      |      |
| 1999                        | 59.1 | 53.3 | 56.2 | 54.3 | 58.0 | 59.8 | 60.1 | 60.1 | 61.6  | 67.4 | 62.7 | 62.7 |
| 2000                        | 68.1 | 65.9 | 68.1 | 64.1 | 60.0 | 55.4 | 49.6 | 43.8 | 47.5  | 44.9 | 41.7 | 39.5 |
| 2001                        | 40.9 | 36.2 | 32.6 |      |      |      |      |      |       |      |      |      |

Note—The diffusion indexes are calculated as the percentage of series that increased over the indicated span (one, three, or six months) plus one-half the percentage that were unchanged.

**Table 9**  
**ELECTRIC POWER USE: MANUFACTURING AND MINING**

| Item                              | 1987 SIC  | 1992<br>Billion<br>KWH | Index, 1992 = 100   |       |       |                           |                   |                   |                         |       |       |                           |                   |                   |
|-----------------------------------|-----------|------------------------|---------------------|-------|-------|---------------------------|-------------------|-------------------|-------------------------|-------|-------|---------------------------|-------------------|-------------------|
|                                   |           |                        | Seasonally adjusted |       |       |                           |                   |                   | Not seasonally adjusted |       |       |                           |                   |                   |
|                                   |           |                        | 2000<br>Oct.        | Nov.  | Dec.  | 2001<br>Jan. <sup>f</sup> | Feb. <sup>f</sup> | Mar. <sup>P</sup> | 2000<br>Oct.            | Nov.  | Dec.  | 2001<br>Jan. <sup>f</sup> | Feb. <sup>f</sup> | Mar. <sup>P</sup> |
| <b>Total</b>                      |           | 933.2                  | 109.8               | 109.7 | 108.2 | 106.8                     | 106.4             | 105.1             | 111.5                   | 109.4 | 107.1 | 104.2                     | 103.2             | 103.0             |
| <b>MAJOR INDUSTRY GROUPS</b>      |           |                        |                     |       |       |                           |                   |                   |                         |       |       |                           |                   |                   |
| <b>Manufacturing</b>              |           | 853.2                  | 110.7               | 110.4 | 109.0 | 107.6                     | 107.0             | 105.7             | 112.6                   | 110.0 | 107.5 | 104.6                     | 103.6             | 103.5             |
| <b>Durable</b>                    |           | 366.0                  | 111.4               | 110.3 | 109.9 | 109.4                     | 108.2             | 106.7             | 113.0                   | 109.3 | 107.4 | 105.5                     | 105.6             | 105.3             |
| <b>Nondurable</b>                 |           | 487.2                  | 110.1               | 110.5 | 108.3 | 106.2                     | 105.9             | 105.0             | 112.2                   | 110.6 | 107.6 | 103.8                     | 101.9             | 102.0             |
| <b>Mining</b>                     |           | 80.1                   | 97.5                | 99.6  | 97.5  | 95.2                      | 97.9              | 96.6              | 97.0                    | 100.9 | 101.1 | 99.3                      | 97.8              | 96.8              |
| <b>INDUSTRY GROUPS and SERIES</b> |           |                        |                     |       |       |                           |                   |                   |                         |       |       |                           |                   |                   |
| <b>Metal mining</b>               | <b>10</b> | 18.6                   | 98.5                | 108.5 | 109.1 | 100.3                     | 103.7             | 98.3              | 98.8                    | 109.8 | 112.0 | 103.3                     | 100.5             | 100.2             |
| Iron ore                          | 101       | 7.3                    | 103.1               | 112.2 | 114.1 | 100.0                     | 110.2             | 99.6              | 104.9                   | 112.6 | 120.9 | 103.5                     | 104.7             | 105.5             |
| Copper ore                        | 102       | 6.6                    | 103.6               | 116.0 | 113.0 | 104.1                     | 105.3             | 101.3             | 102.8                   | 117.5 | 113.0 | 107.5                     | 103.0             | 99.4              |
| <b>Coal mining</b>                | <b>12</b> | 12.7                   | 98.8                | 97.0  | 95.3  | 97.7                      | 98.2              | 97.2              | 95.4                    | 98.0  | 102.7 | 107.7                     | 105.8             | 105.3             |
| <b>Oil and gas extraction</b>     | <b>13</b> | 36.0                   | 90.4                | 90.4  | 86.9  | 85.3                      | 89.2              | 88.7              | 89.5                    | 89.8  | 89.6  | 89.6                      | 89.1              | 86.8              |
| Crude oil and natural gas         | 131       | 31.0                   | 91.2                | 90.5  | 86.3  | 85.1                      | 89.2              | 89.3              | 90.1                    | 90.6  | 89.7  | 89.4                      | 89.9              | 87.4              |
| Natural gas liquids               | 132       | 3.6                    | 70.3                | 69.7  | 70.5  | 67.1                      | 69.3              | 67.6              | 70.6                    | 68.6  | 73.4  | 69.0                      | 63.4              | 65.9              |
| <b>Stone and earth minerals</b>   | <b>14</b> | 12.8                   | 111.1               | 110.9 | 107.2 | 107.5                     | 109.1             | 111.9             | 113.7                   | 117.1 | 109.3 | 105.4                     | 103.8             | 104.4             |
| Crushed stone                     | 142       | 3.5                    | 156.9               | 147.0 | 148.1 | 152.3                     | 161.2             | 158.8             | 168.7                   | 161.8 | 152.9 | 136.5                     | 136.1             | 135.1             |
| Sand and gravel                   | 144       | 2.7                    | 116.8               | 120.8 | 116.4 | 117.8                     | 121.2             | 120.2             | 127.7                   | 131.2 | 115.6 | 106.0                     | 104.1             | 102.3             |
| Chemical and fertilizer materials | 147       | 4.7                    | 91.9                | 94.6  | 89.6  | 88.5                      | 88.2              | 93.1              | 89.0                    | 97.7  | 92.3  | 93.9                      | 91.1              | 93.1              |
| <b>Foods</b>                      | <b>20</b> | 58.8                   | 130.0               | 130.5 | 130.0 | 131.0                     | 131.6             | 130.5             | 136.2                   | 131.3 | 126.0 | 125.2                     | 121.9             | 121.1             |
| Meat products                     | 201       | 10.4                   | 152.3               | 153.2 | 151.7 | 151.9                     | 156.6             | 154.5             | 157.2                   | 151.9 | 146.5 | 144.0                     | 142.8             | 142.1             |
| Dairy products                    | 202       | 6.8                    | 126.5               | 126.6 | 122.4 | 123.6                     | 122.1             | 123.3             | 127.9                   | 123.3 | 116.7 | 117.5                     | 113.2             | 115.4             |
| Canned and frozen food            | 203       | 8.0                    | 121.7               | 124.1 | 126.1 | 127.2                     | 127.3             | 126.5             | 137.8                   | 125.8 | 119.3 | 115.3                     | 112.0             | 112.3             |
| Grain mill products               | 204       | 11.4                   | 129.4               | 128.8 | 129.3 | 129.0                     | 128.4             | 128.0             | 134.5                   | 132.8 | 126.7 | 128.9                     | 124.7             | 122.7             |
| Bakery products                   | 205       | 3.5                    | 128.8               | 132.5 | 131.1 | 128.3                     | 131.9             | 128.0             | 134.4                   | 130.4 | 124.7 | 119.8                     | 119.0             | 116.8             |
| Sugar and confectionery           | 206       | 4.0                    | 156.4               | 158.7 | 156.0 | 172.2                     | 160.1             | 154.5             | 160.1                   | 171.1 | 169.9 | 175.8                     | 172.8             | 157.5             |
| Fats and oils                     | 207       | 3.9                    | 127.4               | 126.6 | 126.6 | 126.2                     | 127.7             | 126.3             | 126.6                   | 135.6 | 135.7 | 134.3                     | 128.8             | 124.2             |
| Beverages                         | 208       | 6.1                    | 114.6               | 112.9 | 113.4 | 113.9                     | 115.8             | 115.1             | 120.4                   | 109.9 | 105.6 | 104.4                     | 102.1             | 103.2             |
| Coffee and miscellaneous          | 209       | 4.7                    | 120.0               | 119.3 | 117.0 | 119.0                     | 120.4             | 121.6             | 125.8                   | 117.6 | 112.3 | 110.7                     | 105.2             | 108.7             |
| <b>Tobacco products</b>           | <b>21</b> | 1.5                    | 86.4                | 89.7  | 88.6  | 85.6                      | 86.3              | 87.1              | 93.4                    | 90.5  | 83.4  | 78.4                      | 83.1              | 81.6              |
| <b>Textile mill products</b>      | <b>22</b> | 31.5                   | 102.3               | 103.6 | 96.4  | 98.0                      | 98.6              | 97.4              | 103.7                   | 101.7 | 92.5  | 85.3                      | 94.7              | 91.2              |
| Fabrics                           | 221-4     | 11.9                   | 92.1                | 94.1  | 86.9  | 86.6                      | 89.9              | 89.4              | 92.7                    | 92.5  | 83.6  | 75.5                      | 86.8              | 84.1              |
| Knit goods                        | 225       | 4.1                    | 97.4                | 98.7  | 96.8  | 94.4                      | 92.4              | 95.3              | 101.2                   | 96.1  | 89.5  | 78.4                      | 86.1              | 87.4              |
| Fabric finishing                  | 226       | 2.5                    | 97.5                | 98.8  | 92.9  | 89.7                      | 91.6              | 91.8              | 99.7                    | 101.8 | 92.0  | 82.0                      | 89.8              | 90.2              |
| Yarn and thread                   | 228       | 8.3                    | 101.0               | 103.4 | 88.3  | 94.1                      | 92.4              | 88.4              | 100.2                   | 101.5 | 85.9  | 81.8                      | 90.1              | 83.2              |
| Miscellaneous textiles            | 229       | 3.3                    | 120.2               | 120.2 | 119.3 | 121.8                     | 120.0             | 119.2             | 126.6                   | 117.4 | 114.0 | 107.3                     | 113.9             | 110.4             |
| <b>Apparel products</b>           | <b>23</b> | 8.2                    | 101.9               | 102.3 | 103.5 | 104.0                     | 102.8             | 102.0             | 107.1                   | 98.8  | 94.0  | 90.3                      | 94.0              | 92.0              |
| Men's outerwear                   | 231,2     | 2.0                    | 90.0                | 89.5  | 91.8  | 92.6                      | 92.2              | 90.7              | 94.8                    | 85.1  | 80.5  | 77.3                      | 81.7              | 79.9              |
| Women's outerwear                 | 233       | 2.5                    | 108.0               | 107.6 | 106.2 | 103.3                     | 103.5             | 103.5             | 111.8                   | 102.8 | 97.0  | 90.0                      | 94.2              | 93.4              |
| <b>Lumber and products</b>        | <b>24</b> | 19.7                   | 124.5               | 121.8 | 122.5 | 123.3                     | 120.1             | 120.2             | 123.0                   | 121.7 | 120.8 | 120.7                     | 121.5             | 120.0             |
| Lumber                            | 242       | 7.7                    | 119.6               | 114.9 | 117.0 | 117.3                     | 115.4             | 116.3             | 116.2                   | 116.4 | 117.2 | 118.0                     | 119.4             | 118.1             |
| Millwork and plywood              | 243       | 5.6                    | 127.6               | 126.0 | 127.4 | 129.6                     | 121.8             | 122.7             | 127.0                   | 125.3 | 125.0 | 125.9                     | 122.6             | 121.9             |
| <b>Furniture and fixtures</b>     | <b>25</b> | 6.0                    | 130.4               | 128.3 | 129.0 | 127.5                     | 125.9             | 124.0             | 133.9                   | 126.7 | 124.5 | 119.7                     | 123.4             | 120.1             |
| Household furniture               | 251       | 3.2                    | 125.5               | 123.1 | 122.9 | 121.5                     | 120.4             | 119.2             | 127.6                   | 121.1 | 119.7 | 115.1                     | 119.9             | 117.9             |
| <b>Paper and products</b>         | <b>26</b> | 112.3                  | 102.8               | 102.2 | 101.3 | 101.9                     | 103.1             | 101.6             | 105.2                   | 103.3 | 101.8 | 101.2                     | 98.9              | 98.3              |
| Wood pulp                         | 261       | 8.8                    | 93.1                | 94.1  | 94.9  | 95.1                      | 97.7              | 94.2              | 95.2                    | 104.9 | 98.7  | 94.6                      | 89.5              | 89.0              |
| Paper                             | 262       | 61.5                   | 95.1                | 94.8  | 92.2  | 92.9                      | 92.8              | 92.3              | 97.8                    | 94.8  | 92.6  | 93.0                      | 88.9              | 88.8              |
| Paperboard                        | 263       | 28.1                   | 122.3               | 119.5 | 121.5 | 120.3                     | 123.2             | 122.8             | 121.4                   | 120.5 | 126.3 | 122.5                     | 122.2             | 122.9             |
| Paperboard containers             | 265       | 5.0                    | 120.2               | 121.9 | 120.8 | 125.7                     | 125.9             | 122.3             | 124.3                   | 122.3 | 117.2 | 119.3                     | 120.0             | 117.6             |
| Converted paper products          | 267       | 8.9                    | 120.9               | 117.3 | 122.2 | 123.0                     | 126.9             | 121.1             | 122.9                   | 118.7 | 119.8 | 116.3                     | 122.9             | 118.8             |
| <b>Printing and publishing</b>    | <b>27</b> | 17.3                   | 116.3               | 117.0 | 115.5 | 117.0                     | 116.7             | 114.9             | 122.0                   | 114.5 | 111.1 | 109.3                     | 105.8             | 105.0             |
| Newspapers                        | 271       | 3.7                    | 109.5               | 112.2 | 115.5 | 115.5                     | 114.4             | 112.8             | 113.0                   | 108.2 | 112.5 | 110.1                     | 101.9             | 102.2             |
| Commercial printing               | 275       | 9.2                    | 124.4               | 124.0 | 120.6 | 121.8                     | 122.4             | 120.5             | 131.2                   | 122.0 | 115.9 | 113.4                     | 112.2             | 111.0             |
| <b>Chemicals and products</b>     | <b>28</b> | 171.6                  | 104.3               | 105.7 | 102.1 | 95.5                      | 97.1              | 95.6              | 105.6                   | 106.2 | 103.6 | 96.7                      | 94.9              | 96.0              |
| Basic chemicals                   | 281       | 78.9                   | 98.6                | 100.2 | 96.6  | 85.4                      | 88.1              | 86.2              | 100.1                   | 102.1 | 100.3 | 88.6                      | 87.2              | 89.8              |
| Alkalies and chlorine             | 2812      | 14.9                   | 87.0                | 82.7  | 90.5  | 89.3                      | 82.9              | 85.9              | 88.5                    | 82.3  | 88.5  | 88.5                      | 81.7              | 86.8              |
| Inorganic chemicals, nec          | 2819      | 38.3                   | 101.5               | 103.4 | 96.9  | 74.3                      | 78.5              | 77.2              | 103.4                   | 108.8 | 105.4 | 80.9                      | 80.3              | 84.8              |



**Table 9 (continued)**  
**ELECTRIC POWER USE: MANUFACTURING AND MINING**

| Item                                      | 1987 SIC  | 1992<br>Billion<br>KWH | Index, 1992 = 100   |       |       |                           |                   |                   |                         |       |       |                           |                   |                   |
|---|-----------|------------------------|---------------------|-------|-------|---------------------------|-------------------|-------------------|-------------------------|-------|-------|---------------------------|-------------------|-------------------|
|   |           |                        | Seasonally adjusted |       |       |                           |                   |                   | Not seasonally adjusted |       |       |                           |                   |                   |
|   |           |                        | 2000<br>Oct.        | Nov.  | Dec.  | 2001<br>Jan. <sup>f</sup> | Feb. <sup>f</sup> | Mar. <sup>p</sup> | 2000<br>Oct.            | Nov.  | Dec.  | 2001<br>Jan. <sup>f</sup> | Feb. <sup>f</sup> | Mar. <sup>p</sup> |
| <b>Chemicals and Products (cont.)</b>     |           |                        |                     |       |       |                           |                   |                   |                         |       |       |                           |                   |                   |
| Synthetic materials                       | 282       | 29.1                   | 103.4               | 104.3 | 98.7  | 97.9                      | 98.1              | 97.7              | 102.9                   | 103.6 | 98.3  | 96.9                      | 96.1              | 93.6              |
| Plastics materials                        | 2821      | 18.2                   | 134.4               | 137.4 | 131.9 | 131.1                     | 129.7             | 124.9             | 134.7                   | 136.8 | 132.7 | 128.6                     | 128.0             | 122.6             |
| Drugs and medicines                       | 283       | 6.6                    | 138.7               | 140.1 | 137.1 | 141.9                     | 140.4             | 139.6             | 142.9                   | 134.2 | 131.4 | 131.5                     | 129.3             | 130.9             |
| Soap and toiletries                       | 284       | 3.0                    | 115.5               | 117.6 | 115.7 | 117.8                     | 116.6             | 115.5             | 119.6                   | 111.3 | 111.0 | 112.5                     | 110.1             | 110.5             |
| Industrial organic chemicals              | 286       | 39.2                   | 120.4               | 125.1 | 119.5 | 122.5                     | 125.8             | 125.6             | 124.8                   | 124.1 | 118.2 | 122.7                     | 123.3             | 119.2             |
| Agricultural chemicals                    | 287       | 9.7                    | 109.3               | 110.9 | 110.8 | 108.1                     | 109.5             | 105.2             | 108.8                   | 111.4 | 109.3 | 109.9                     | 105.7             | 103.1             |
| <b>Petroleum products</b>                 | <b>29</b> | 47.0                   | 111.9               | 111.1 | 112.6 | 113.8                     | 105.8             | 108.5             | 111.5                   | 110.5 | 111.8 | 114.4                     | 101.6             | 104.1             |
| <b>Rubber and plastics products</b>       | <b>30</b> | 37.9                   | 136.1               | 133.5 | 131.8 | 133.5                     | 129.8             | 127.6             | 139.1                   | 132.7 | 127.3 | 122.6                     | 127.7             | 125.6             |
| Tires                                     | 301       | 4.3                    | 113.8               | 114.3 | 111.7 | 115.1                     | 108.6             | 110.5             | 119.2                   | 113.6 | 103.0 | 103.6                     | 106.4             | 105.8             |
| Rubber products, nec                      | 306       | 3.2                    | 122.7               | 122.1 | 120.0 | 121.7                     | 117.5             | 115.4             | 126.5                   | 121.9 | 117.7 | 113.2                     | 117.1             | 113.3             |
| Plastics products, nec                    | 308       | 28.9                   | 143.8               | 140.0 | 138.6 | 139.9                     | 137.0             | 133.7             | 146.0                   | 139.2 | 134.7 | 128.7                     | 134.6             | 132.3             |
| <b>Leather and products</b>               | <b>31</b> | 1.0                    | 79.5                | 80.4  | 82.1  | 81.1                      | 78.6              | 77.8              | 81.0                    | 77.6  | 77.7  | 76.3                      | 76.5              | 73.3              |
| Shoes                                     | 314       | .3                     | 67.3                | 67.1  | 66.7  | 66.9                      | 64.3              | 64.0              | 68.3                    | 64.7  | 61.0  | 61.4                      | 60.7              | 59.3              |
| <b>Stone, clay, &amp; glass products</b>  | <b>32</b> | 33.7                   | 117.9               | 117.3 | 117.1 | 118.5                     | 119.0             | 119.0             | 121.1                   | 119.5 | 117.8 | 114.4                     | 112.5             | 111.3             |
| Flat glass                                | 321       | 1.5                    | 113.4               | 106.4 | 105.0 | 110.0                     | 108.6             | 104.9             | 114.2                   | 108.4 | 106.7 | 105.0                     | 104.8             | 101.1             |
| Pressed and blown glass                   | 322       | 7.3                    | 104.3               | 104.2 | 103.7 | 105.1                     | 106.3             | 104.5             | 106.7                   | 107.2 | 103.7 | 101.3                     | 103.6             | 102.0             |
| Cement                                    | 324       | 9.6                    | 120.3               | 123.6 | 125.7 | 126.7                     | 131.5             | 133.5             | 127.2                   | 126.0 | 129.5 | 120.1                     | 113.8             | 113.6             |
| Structural clay products                  | 325       | 1.4                    | 114.3               | 114.3 | 111.7 | 112.8                     | 106.5             | 107.3             | 114.1                   | 115.2 | 112.9 | 108.0                     | 102.2             | 103.3             |
| Concrete products                         | 327       | 4.7                    | 148.6               | 145.0 | 144.8 | 145.8                     | 146.5             | 147.4             | 150.5                   | 147.7 | 146.9 | 141.9                     | 140.5             | 139.8             |
| <b>Primary metals</b>                     | <b>33</b> | 150.8                  | 102.3               | 101.0 | 100.4 | 98.4                      | 98.7              | 95.7              | 102.6                   | 100.2 | 99.2  | 97.7                      | 97.9              | 97.9              |
| Basic steel and mill products             | 331       | 57.0                   | 102.3               | 100.8 | 102.0 | 99.0                      | 100.7             | 97.5              | 102.0                   | 98.6  | 99.4  | 99.4                      | 99.7              | 101.3             |
| Iron and steel foundries                  | 332       | 9.9                    | 117.9               | 119.7 | 119.2 | 117.7                     | 116.8             | 113.5             | 119.2                   | 122.9 | 115.7 | 112.5                     | 117.8             | 117.0             |
| Primary nonferrous metals                 | 333       | 66.2                   | 88.7                | 86.3  | 84.7  | 82.4                      | 83.3              | 79.3              | 88.7                    | 85.5  | 85.3  | 82.3                      | 80.2              | 79.5              |
| Aluminum                                  | 3334      | 60.3                   | 73.0                | 71.6  | 69.4  | 66.9                      | 64.9              | 60.6              | 73.9                    | 72.1  | 68.6  | 65.5                      | 62.9              | 58.9              |
| Nonferrous foundries                      | 336       | 2.7                    | 165.4               | 161.7 | 169.3 | 164.3                     | 158.2             | 157.5             | 170.3                   | 164.3 | 166.2 | 155.8                     | 160.0             | 158.5             |
| <b>Fabricated metal products</b>          | <b>34</b> | 31.6                   | 121.1               | 119.5 | 119.7 | 121.4                     | 117.5             | 115.8             | 123.5                   | 118.8 | 116.3 | 115.4                     | 116.4             | 115.2             |
| Metal containers                          | 341       | 2.9                    | 105.9               | 100.5 | 100.5 | 102.1                     | 103.3             | 97.9              | 103.6                   | 98.1  | 99.7  | 99.0                      | 100.7             | 98.3              |
| Hardware, tools, and cutlery              | 342       | 2.6                    | 115.1               | 112.9 | 111.9 | 111.0                     | 109.0             | 109.8             | 118.3                   | 111.9 | 107.1 | 102.8                     | 107.5             | 107.2             |
| Structural metal products                 | 344       | 5.5                    | 138.1               | 137.2 | 141.4 | 146.1                     | 141.3             | 136.9             | 140.8                   | 137.4 | 138.7 | 143.0                     | 140.9             | 137.2             |
| Fasteners                                 | 345       | 1.7                    | 127.2               | 128.4 | 122.4 | 121.1                     | 121.0             | 117.5             | 131.1                   | 127.9 | 117.5 | 113.1                     | 119.0             | 115.6             |
| Metal stampings                           | 346       | 6.7                    | 116.8               | 115.5 | 114.2 | 113.0                     | 108.8             | 107.6             | 120.6                   | 115.3 | 110.1 | 105.2                     | 109.7             | 108.1             |
| <b>Industrial machinery and equipment</b> | <b>35</b> | 33.2                   | 117.3               | 117.1 | 115.6 | 116.1                     | 110.9             | 111.4             | 119.1                   | 114.5 | 109.7 | 108.4                     | 107.3             | 107.4             |
| Engines and turbines                      | 351       | 2.6                    | 97.9                | 101.4 | 106.2 | 103.7                     | 100.3             | 98.9              | 97.0                    | 103.5 | 100.2 | 97.5                      | 101.7             | 99.0              |
| Farm                                      | 352       | 2.0                    | 93.2                | 94.2  | 86.2  | 92.0                      | 89.1              | 91.7              | 91.5                    | 92.1  | 84.1  | 90.3                      | 90.3              | 92.5              |
| Construction and allied                   | 353       | 3.9                    | 119.7               | 117.7 | 119.2 | 119.7                     | 117.2             | 119.5             | 122.6                   | 115.9 | 112.0 | 112.6                     | 113.6             | 113.3             |
| Metalworking                              | 354       | 4.1                    | 125.4               | 127.7 | 124.0 | 127.2                     | 122.5             | 121.3             | 127.5                   | 124.2 | 118.9 | 118.6                     | 119.2             | 117.2             |
| Special industry                          | 355       | 2.4                    | 126.1               | 131.3 | 121.4 | 129.8                     | 118.5             | 115.8             | 128.1                   | 127.1 | 117.2 | 121.8                     | 115.1             | 112.1             |
| General industrial                        | 356       | 5.2                    | 123.5               | 121.7 | 121.7 | 123.0                     | 117.0             | 115.4             | 124.8                   | 119.2 | 116.1 | 114.1                     | 114.2             | 112.3             |
| Computer and office equip.                | 357       | 5.1                    | 102.1               | 100.1 | 97.5  | 93.5                      | 86.4              | 91.4              | 104.6                   | 97.5  | 92.1  | 89.4                      | 81.6              | 86.7              |
| Service industry machines                 | 358       | 3.4                    | 118.9               | 117.2 | 123.2 | 123.1                     | 122.8             | 118.4             | 121.1                   | 113.9 | 114.4 | 109.6                     | 115.6             | 113.4             |
| <b>Electrical machinery</b>               | <b>36</b> | 33.0                   | 112.9               | 113.4 | 113.2 | 113.0                     | 112.6             | 112.2             | 115.4                   | 111.2 | 109.9 | 106.9                     | 107.6             | 108.0             |
| Electrical distribution                   | 361       | 1.3                    | 110.1               | 111.3 | 107.7 | 112.3                     | 108.9             | 107.0             | 112.0                   | 107.4 | 104.6 | 102.6                     | 104.4             | 102.7             |
| Electrical industrial                     | 362       | 3.9                    | 95.1                | 91.8  | 92.0  | 91.1                      | 90.9              | 89.9              | 94.6                    | 89.8  | 88.4  | 87.7                      | 87.7              | 88.8              |
| Household appliances                      | 363       | 2.4                    | 105.2               | 105.6 | 106.3 | 103.7                     | 101.3             | 98.5              | 106.8                   | 101.2 | 96.5  | 94.9                      | 97.5              | 95.8              |
| Lighting and wiring products              | 364       | 3.0                    | 136.6               | 135.6 | 134.3 | 136.0                     | 134.2             | 129.6             | 139.6                   | 134.5 | 130.8 | 125.6                     | 132.2             | 125.8             |
| TV and radio sets                         | 365       | .8                     | 134.3               | 138.2 | 127.4 | 128.0                     | 131.5             | 128.7             | 139.2                   | 134.8 | 122.2 | 122.1                     | 123.4             | 122.7             |
| Communication equipment                   | 366       | 3.3                    | 106.0               | 110.1 | 105.3 | 110.6                     | 111.9             | 113.9             | 109.2                   | 106.2 | 103.3 | 102.8                     | 105.2             | 107.4             |
| Electronic components                     | 367       | 14.6                   | 118.9               | 119.7 | 121.2 | 120.6                     | 120.5             | 120.2             | 121.5                   | 117.3 | 118.0 | 115.4                     | 114.3             | 115.5             |
| <b>Transportation equipment</b>           | <b>37</b> | 39.8                   | 113.3               | 111.4 | 111.7 | 110.7                     | 109.1             | 107.8             | 116.8                   | 110.1 | 107.4 | 103.8                     | 105.5             | 105.1             |
| Motor vehicles and parts                  | 371       | 22.8                   | 128.5               | 128.8 | 128.9 | 125.6                     | 125.5             | 124.2             | 132.9                   | 127.4 | 123.6 | 117.2                     | 121.4             | 121.3             |
| Aircraft and parts                        | 372       | 10.7                   | 88.5                | 80.5  | 81.8  | 84.8                      | 80.1              | 77.9              | 91.3                    | 79.6  | 79.1  | 79.6                      | 76.7              | 75.4              |
| Ships and boats                           | 373       | 2.2                    | 91.3                | 92.0  | 96.2  | 96.9                      | 96.7              | 98.2              | 90.2                    | 91.0  | 95.8  | 97.9                      | 98.2              | 97.2              |
| <b>Instruments</b>                        | <b>38</b> | 13.6                   | 109.9               | 108.4 | 104.0 | 105.5                     | 102.8             | 104.3             | 111.2                   | 103.5 | 99.0  | 100.3                     | 97.2              | 100.8             |
| Photographic equip. & supplies            | 386       | 1.8                    | 114.8               | 108.0 | 104.9 | 107.6                     | 104.4             | 111.8             | 111.7                   | 101.7 | 100.0 | 106.3                     | 100.3             | 113.1             |
| <b>Miscellaneous manufactures</b>         | <b>39</b> | 4.5                    | 156.2               | 157.4 | 161.6 | 166.1                     | 158.0             | 155.1             | 160.6                   | 154.1 | 153.4 | 151.7                     | 151.7             | 147.5             |
| <b>SUPPLEMENTARY GROUPS</b>               |           |                        |                     |       |       |                           |                   |                   |                         |       |       |                           |                   |                   |
| Total, excluding nuclear nondefense       |           | 908.9                  | 110.2               | 109.9 | 108.8 | 108.7                     | 108.1             | 106.9             | 111.8                   | 109.2 | 107.1 | 105.7                     | 104.5             | 104.1             |
| Utility sales to industry                 |           | 835.5                  | 110.3               | 110.1 | 108.5 | 106.9                     | 106.5             | 104.8             | 111.9                   | 109.8 | 107.1 | 103.9                     | 103.5             | 102.9             |
| Industrial generation                     |           | 97.7                   | 102.9               | 104.2 | 103.3 | 105.3                     | 103.0             | 104.0             | 105.3                   | 103.5 | 106.7 | 108.7                     | 97.9              | 104.8             |

## Explanatory Note

The statistical release of **Industrial Production and Capacity Utilization** reports measures of output, capacity, and capacity utilization in manufacturing, mining, and the electric and gas utilities industries. The release also includes monthly indexes on the use of electric power in manufacturing and mining. Files containing data in the release and historical data are available under "Research and Data" at [www.federalreserve.gov](http://www.federalreserve.gov), the Board's World Wide Web site. For paid access to these files through the Department of Commerce's Economic Bulletin Board or World Wide Web site, please call STAT-USA at 1-800-STAT-USA or (202) 452-1986. Diskettes containing historical data and the data published in this release are available from the Board of Governors of the Federal Reserve System, Publications Services, (202) 452-3245.

### Industrial Production

**Coverage.** The industrial production (IP) index measures output in the manufacturing, mining, and electric and gas utilities industries; the reference period for the index is 1992. For the period since 1997, the total IP index has been constructed from 276 individual series based on the 1987 Standard Industrial Classification (SIC). These individual series are classified in two ways: (1) market groups (shown in table 1), such as consumer goods, equipment, intermediate products, and materials; and (2) industry groups (shown in tables 2 and 6), such as two-digit SIC industries and major aggregates of these industries—for example, durable and nondurable manufacturing, mining, and utilities.

**Market groups.** For purposes of analysis, the individual IP series are grouped into final products, intermediate products, and materials. Final products are assumed to be purchased by consumers, businesses, or government for final use. Intermediate products are expected to become inputs in nonindustrial sectors, such as construction, agriculture, and services. Materials are industrial output requiring further processing within the industrial sector. Total products comprise final and intermediate products; final products are divided into consumer goods and equipment.

**Timing.** The first estimate of output for a month is published around the 15th of the following month. The estimate is preliminary (denoted by the superscript "p" in tables) and subject to revision in each of the subsequent three months as new source data become available. (Revised estimates are denoted by the superscript "r" in tables.) After the fourth month, indexes are not revised further until the time of an annual revision or a benchmark revision. The last three benchmark revisions were published in 1990, 1985, and 1976.

**Source data.** In annual or benchmark revisions, the individual IP indexes are constructed from a variety of source data, such as the quinquennial *Censuses of Manufactures and Mineral Industries* and the *Annual Survey of Manufactures*, prepared by the Bureau of the Census; the *Minerals Yearbook*, prepared by the U.S. Geological Survey; and publications of the Department of Energy. On a monthly basis, the individual indexes of industrial production are constructed from two main types of source data: (1) output measured in physical units and (2) data on inputs to the production process, from which output is inferred. Data on physical products, such as tons of steel or barrels of oil, are obtained from private trade associations as well as from government agencies including those listed above; data of this type are used to estimate monthly IP where possible and appropriate. When suitable data on physical product are unavailable, estimates of output are based on either production-worker hours or electric power use by industry. Data on hours worked by production workers are collected in the monthly establishment survey conducted by the Bureau of Labor Statistics. The data on electric power use are described below. The factors used to convert inputs into estimates of production are based on historical relationships between the inputs and the comprehensive data used to benchmark the IP indexes; these factors also may be influenced by technological or cyclical developments. Especially for the first and second estimates for a given month, the available source data are limited and subject to revision.

**Weights.** In the index, series that measure the output of an individual industry are weighted according to their proportion in the total value-added output of all industries. The industrial production index, which extends back to 1919, is built as a chain-type index since 1977. The components of IP are combined using annual estimates of value added per unit of output; for the data since 1992, the annual unit-value-added estimates are linearly interpolated to get monthly weights. The IP proportions shown in column 1 of tables 1A, 2A, and 6 are estimates of the industries' relative contributions to overall growth in the following year. For example, a 1 percent increase in durable goods manufacturing in 1997 would account for an increase in total IP of nearly 1/2 percent.

**Seasonal adjustment.** Individual series are seasonally adjusted by the X-11 ARIMA method, developed at Statistics Canada. For series based on production-worker hours, the current seasonal factors were estimated with data through October 2000; for other series, the factors were estimated with data through at least June 2000. Series are preadjusted for the effects of holidays or the business cycle where appropriate. For the data since 1977, all seasonally adjusted aggregate indexes are calculated by aggregating the seasonally adjusted indexes of the individual series.

**Reliability.** The average revision to the *level* of the total IP index, without regard to sign, between the first and the fourth estimates was 0.27 percent during the 1987-99 period. The average revision to the *percent change* in total IP, without regard to sign, from the first to the fourth estimates was 0.21 percentage point during the 1987-99

period. In most cases (about 83 percent), the direction of change in output indicated by the first estimate for a given month is the same as that shown by the fourth estimate.

**Rounding.** The published percent changes are calculated from unrounded indexes, and may not be the same as percent changes calculated from the rounded indexes shown in the release.

### Capacity Utilization

**Definition.** Capacity utilization is calculated for the manufacturing, mining, and electric and gas utilities industries. For a given industry, the utilization rate is equal to an output index divided by a capacity index. Output is measured by seasonally adjusted indexes of industrial production. The capacity indexes attempt to capture the concept of sustainable practical capacity, which is defined as the greatest level of output that a plant can maintain within the framework of a realistic work schedule, taking account of normal downtime, and assuming sufficient availability of inputs to operate the machinery and equipment in place. The 76 individual capacity indexes are based on a variety of data, including capacity data measured in physical units compiled by trade associations, surveys of utilization rates and investment, and estimates of growth of the capital input.

**Groups.** Estimates of capacity and utilization are available for a variety of groups, including primary and advanced processing industries within manufacturing, durable and nondurable manufacturing, total manufacturing, mining, utilities, and total industry. Component industries of the primary and advanced processing groups within manufacturing are listed in the note on tables 2 and 3 of the release.

**Weights.** Although each utilization rate is the result of dividing an IP series by a corresponding capacity index, aggregate utilization rates are equivalent to combinations of individual utilization rates aggregated with proportions that reflect current capacity levels of output valued in current-period value added per unit of actual output. The implied proportions of individual industry operating rates in the rate for total industry for the most recent year are shown in the first column of table 3.

**Perspective.** The historical highs and lows in capacity utilization shown in the tables above are specific to each series and did not all occur in the same month. Industrial plants usually operate at capacity utilization rates that are well below 100 percent: none of the broad aggregates has ever reached 100 percent. For total industry and total manufacturing, utilization rates have exceeded 90 percent only in wartime.

### Electric Power

Data on electric power (expressed in kilowatt hours) are collected by the Federal Reserve District Banks from electric utilities and also from manufacturing and mining establishments that generate electric power for their own use (cogenerators). The indexes of power use shown in table 9 are sums of kilowatt hours used by an industry or industry group expressed as a percentage of that industry's or group's usage in 1992. The first column of the table shows, for reference, electric power use in billions of kilowatt hours as reported by manufacturing and mining industries in the 1992 censuses of those industries. The supplementary group, "Total, less nuclear nondefense," is shown separately because the value-added proportion for the nondefense nuclear material series (part of SIC 2819) in total IP is considerably smaller than its share of total electric power use. Excluding this component from total power use facilitates comparisons with total IP.

### References

The annual revision published on December 5, 2000 will be described more completely in an upcoming *Federal Reserve Bulletin*.

A description of the aggregation methods for industrial production and capacity utilization is included in an article in the *Federal Reserve Bulletin*, vol. 83 (February 1997), pp. 67-92. *Industrial Production—1986 Edition* contains a more detailed description of the other methods used to compile the industrial production index, plus a history of its development, a glossary of terms, and a bibliography. To obtain *Industrial Production—1986 Edition* (\$9.00 per copy), write to Board of Governors of the Federal Reserve System, Publications Services, Washington, DC 20551. The basic methodology used to estimate capacity and utilization was discussed in an article in the *Federal Reserve Bulletin*, vol. 86 (March 2000), pp. 188-205. The major revisions to the IP indexes and capacity utilization since 1990 have been described in the *Federal Reserve Bulletin* (April 1990, June 1990, June 1993, March 1994, January 1995, January 1996, February 1997, February 1998, January 1999, and March 2000).

### Release Schedule for 2001

At 9:15 a.m. on:

January 17, February 16, March 16, April 17, May 14, June 15, July 17, August 15, September 14, October 16, November 16, and December 14