


FEDERAL RESERVE



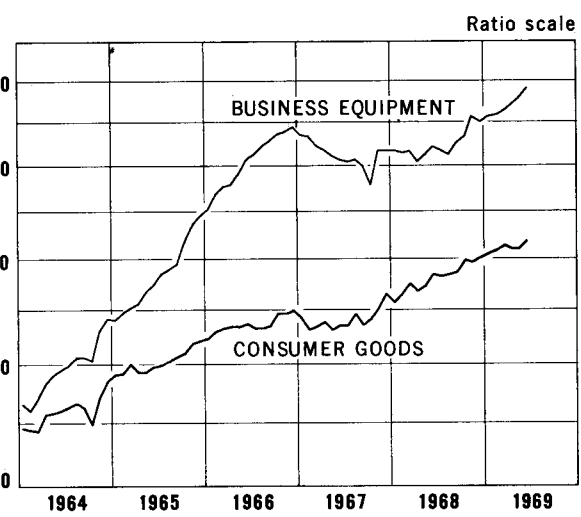
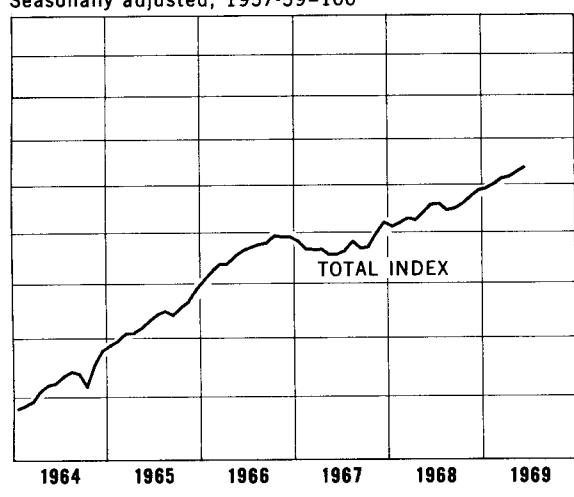
Statistical release

For immediate release
July 16, 1969

G.12.3

BUSINESS INDEXES 1957-59 average = 100

INDUSTRIAL PRODUCTION Seasonally adjusted, 1957-59=100



Series	Seasonally Adjusted				Not Seasonally Adjusted			
	1969		1968		1969		1968	
	p.June	May	Apr.	June	p.June	May	Apr.	June
Industrial production, total	174	173	172	166	177	173	r172	169
Market groupings:								
Final products	172	171	170	165	176	170	169	169
Consumer goods	164	162	162	157	168	160	r159	161
Business equipment	198	196	194	184	201	r197	r196	187
Materials	175	174	173	167	178	176	r175	170
Industry groupings:								
Manufacturing	175	174	173	167	179	175	r174	172
Durable goods	178	177	176	171	182	179	178	175
Nondurable goods	171	r170	170	163	175	r170	r169	167
Mining	134	131	129	129	134	r133	r130	129
Utilities	219	r218	r216	198	--	--	--	--
Employment and payrolls:								
Nonagricultural, total	133.7	r133.3	r132.9	129.1	135.0	133.2	r132.3	130.4
Manufacturing, prod. workers								
Employment	117.5	r117.2	117.0	115.4	118.4	r116.3	115.9	116.2
Payrolls*	180.0	r178.1	r177.8	167.7	182.5	r177.9	r175.7	170.0
Freight carloadings	92.8	95.7	96.3	94.4	97.1	97.1	96.2	98.5

*Value data
p--Preliminary
r--Revised

INDUSTRIAL PRODUCTION

SEASONALLY ADJUSTED

1957-59 = 100

MARKET GROUPINGS	1957-59 PRO- POR- TION	1968							1969					
		JUNE	JULY	AUG.	SEPT.	OCT.	NOV.	DEC.	JAN.	FEB.	MAR.	APR.	MAY	JUNE
TOTAL INDEX.....	100.00	165.8	166.0	164.6	165.1	166.0	167.5	168.7	169.1	170.1	171.4	171.7	172.7	173.9
FINAL PRODUCTS, TOTAL.....	47.35	165.2	164.7	164.8	165.7	167.0	167.9	168.1	168.2	169.3	170.8	170.4	171.0	172.3
CONSUMER GOODS.....	32.31	156.8	156.4	156.8	157.3	159.6	159.2	160.1	161.0	161.7	162.8	162.0	162.0	163.8
EQUIPMENT, INCL DEFENSE.....	15.04	183.2	182.6	181.9	183.6	183.0	186.5	185.3	183.5	185.5	187.8	188.5	190.1	190.4
MATERIALS.....	52.65	166.7	167.4	164.2	165.1	165.7	167.6	169.3	169.6	170.8	172.1	172.7	174.2	175.1
CONSUMER GOODS														
AUTOMOTIVE PRODUCTS.....	3.21	180.7	180.4	177.1	175.6	178.9	181.2	177.8	176.2	174.7	175.4	165.4	165.1	178
AUTOS.....	1.82	183.5	183.7	182.4	177.4	180.3	180.6	174.5	170.6	165.0	165.0	149.6	148.9	168
AUTO PARTS & ALLIED PRODUCTS.....	1.39	177.1	176.1	170.2	173.2	177.0	182.1	182.2	183.5	187.6	189.0	186.1	186.4	
HOME GOODS AND APPAREL.....	10.00	155.7	154.1	155.8	156.3	158.1	158.6	157.6	160.8	160.5	162.8	162.7	163.8	
HOME GOODS.....	4.59	173.4	171.5	174.6	175.9	176.7	178.3	180.0	184.3	183.0	186.3	186.0	187.1	
APPLIANCES, TV & RADIOS.....	1.81	161.6	161.8	168.0	170.4	171.8	171.9	173.2	177.7	179.1	182.9	182.0	182.4	
APPLIANCES.....	1.33	165.2	166.5	172.8	175.5	175.1	177.2	181.7	186.9	187.3	189.4	190.1	193.2	
TV AND HOME RADIOS.....	.47	151.3	148.5	154.5	156.2	162.5	156.9	149.4	151.5	156.0	164.4	158.9	151.9	151
FURNITURE AND RUGS.....	1.26	174.8	174.5	174.0	175.5	174.2	177.0	180.2	184.3	181.2	182.0	183.3	184.2	
MISC. HOME GOODS.....	1.52	186.2	180.5	182.9	182.8	184.7	187.0	187.9	192.2	189.0	193.8	193.1	195.1	
APPAREL, KNIT GOODS & SHOES.....	5.41	140.8	139.4	139.8	139.6	142.3	142.0	138.7	140.8	141.4	142.9	142.9		
CONSUMER STAPLES.....	19.10	153.4	153.5	153.9	154.9	157.1	155.8	158.4	158.6	160.2	160.8	161.1	160.6	162
PROCESSED FOODS.....	8.43	132.2	132.9	132.5	132.5	133.2	132.0	134.7	134.8	136.7	136.4	137.0	136.4	
BEVERAGES AND TOBACCO.....	2.43	142.9	139.6	144.7	145.2	145.9	142.3	145.4	144.6	147.5	150.9	143.7		
DRUGS, SOAP, AND TOILETRIES.....	2.97	192.0	192.6	190.6	193.6	199.8	200.4	201.4	203.7	203.7	205.0	210.0	208.0	
NEWSPAPERS, MAGAZINES, BOOKS.....	1.47	143.6	144.2	143.6	140.7	145.8	146.0	147.1	146.3	145.7	143.3	145.9	147.3	
CONSUMER FUEL AND LIGHTING.....	3.67	180.8	180.8	182.6	186.0	188.7	186.1	190.2	190.0	192.0	193.6	194.1		
FUEL OIL AND GASOLINE.....	1.20	142.8	140.3	138.3	142.6	141.4	140.6	141.3	129.9	139.6	141.6	142.4	141.7	
RESIDENTIAL UTILITIES.....	2.46	199.3	200.6	204.2	207.2	211.8	208.3	214.0	219.3	217.6	218.9	219.3		
ELECTRICITY.....	1.72	218.0	219.0	224.0	228.0	233.6	228.0	235.7	242.8	239.9	240.6	240.6		
EQUIPMENT														
BUSINESS EQUIPMENT.....	11.63	184.3	183.4	182.4	185.2	186.8	191.2	190.0	191.4	191.9	192.9	194.1	195.7	198
INDUSTRIAL EQUIPMENT.....	6.85	168.0	167.5	164.7	167.8	170.2	174.0	174.9	175.9	175.7	176.7	178.6	180.9	
COMMERCIAL EQUIPMENT.....	2.42	204.6	202.4	204.6	205.9	207.3	208.7	205.3	209.9	214.3	217.3	220.1	221.7	
FREIGHT AND PASSENGER EQUIP.....	1.76	234.0	234.3	233.2	235.6	234.3	247.4	247.2	245.5	244.4	242.3	239.7	238.4	
FARM EQUIPMENT.....	.61	144.2	139.6	145.8	152.9	155.3	152.4	134.0	136.1	133.0	135.6	133.9		
MATERIALS														
DURABLE GOODS MATERIALS.....	26.73	160.4	159.8	153.3	153.3	155.4	157.6	159.7	161.2	162.6	164.0	165.6	165.8	166
CONSUMER DURABLE.....	3.43	166.2	167.7	153.5	166.1	166.5	169.6	161.0	162.2	167.7	163.2	157.9	155.0	
EQUIPMENT.....	7.84	184.8	185.8	185.3	185.1	184.7	187.7	187.5	187.4	189.3	190.7	190.3	191.5	
CONSTRUCTION.....	9.17	145.6	143.7	143.3	145.5	146.3	148.3	152.2	153.5	154.2	154.5	152.8	153.4	
METAL MATERIALS NEC.....	6.29	143.3	146.6	127.4	122.3	126.6	131.8	140.5	144.6	150.2	153.3	151.3	150.0	
NONDURABLE MATERIALS.....	25.92	173.9	175.3	175.5	177.2	176.4	177.9	179.2	178.3	179.2	180.3	180.1	182.9	185
BUSINESS SUPPLIES.....	9.11	159.0	157.9	158.4	161.1	162.3	161.7	163.2	164.2	164.4	165.3	162.3	165.3	
CONTAINERS.....	3.03	158.9	156.0	154.2	163.4	167.4	161.5	164.8	167.4	168.1	170.4	165.0	168.5	
GENERAL BUSINESS SUPPLIES.....	6.07	159.0	158.8	160.5	160.0	159.8	161.8	162.4	162.6	162.5	162.7	160.9	163.7	
NONDURABLE MATERIALS NEC.....	7.40	218.5	223.8	223.6	227.3	228.2	230.3	233.6	229.3	231.6	232.7	231.5	234.5	
BUSINESS FUEL AND POWER.....	9.41	153.2	154.1	154.3	153.3	149.3	152.5	151.9	151.8	152.3	153.7	156.9	159.3	162
MINERAL FUELS.....	6.07	136.4	136.9	136.6	134.1	126.0	131.4	130.0	127.8	127.7	130.2	134.2	137.5	141
NONRESIDENTIAL UTILITIES.....	2.86	196.7	198.2	200.3	202.8	206.3	205.7	206.7	211.5	212.5	211.7	213.7		
ELECTRICITY.....	2.32	198.9	200.2	202.2	204.8	208.6	207.1	208.1	213.7	214.8	214.7	216.7		
GENERAL INDUSTRIAL.....	1.03	193.7	195.1	197.0	199.3	203.6	202.0	204.2	206.2	209.2	208.3	212.4		
COMMERCIAL AND OTHER.....	1.21	213.0	214.8	216.9	220.0	223.6	222.0	222.2	231.2	230.7	231.2	231.7		
SUPPLEMENTARY GROUPS OF CONSUMER GOODS														
AUTOMOTIVE AND HOME GOODS.....	7.80	176.4	175.2	175.6	175.8	177.6	179.5	179.1	181.0	179.6	181.8	177.5	178.0	183
APPAREL AND STAPLES.....	24.51	150.6	150.4	150.7	151.5	153.9	152.8	154.1	154.7	156.0	156.8	157.1		

INDEXES ARE SUBJECT TO REVISION FOR THE PREVIOUS THREE MONTHS

↑ REVISED

INDUSTRIAL PRODUCTION

SEASONALLY ADJUSTED

1957-59 = 100

INDUSTRY GROUPINGS	1957-59 PRO- POR- TION	1968							1969					
		JUNE	JULY	AUG.	SEPT.	OCT.	NOV.	DEC.	JAN.	FEB.	MAR.	APR.	MAY	JUNE
TOTAL INDEX.....	100.00	165.8	166.0	164.6	165.1	166.0	167.5	168.7	169.1	170.1	171.4	171.7	172.7	173.9
MANUFACTURING, TOTAL.....	86.45	167.3	167.4	165.7	166.4	167.8	169.1	170.2	170.2	171.8	173.1	173.1	173.9	175.0
DURABLE.....	48.07	171.0	170.8	167.8	168.7	169.3	171.3	172.4	173.0	174.5	175.9	175.7	176.9	178.1
NONDURABLE.....	38.38	162.7	163.0	163.0	163.6	165.9	166.3	167.4	166.7	168.3	169.5	169.8	170.2	171.1
MINING.....	8.23	129.2	130.0	129.4	127.0	120.7	126.4	127.4	125.8	124.8	126.7	128.7	130.6	133.6
UTILITIES.....	5.32	197.9	199.3	202.1	204.8	208.9	206.9	210.1	215.1	214.9	215.1	216.3	217.9	219.0
DURABLE MANUFACTURES														
PRIMARY AND FABRICATED METALS..	12.32	156.2	154.7	141.8	141.1	144.5	148.6	152.9	155.6	158.4	160.3	161.1	162.0	164
PRIMARY METALS.....	6.95	148.6	145.8	122.8	120.6	123.1	129.3	135.4	139.5	143.6	146.2	147.8	149.0	152
IRON AND STEEL.....	5.45	148.4	146.6	112.9	107.3	108.1	115.8	124.6	126.8	133.7	139.0	141.1	142.7	145
NONFERROUS METALS & PROD..	1.50	150.4	153.6	153.9	166.2	174.0	173.8	180.7	179.6	183.4	186.9	186.1	185.7	
FABRICATED METAL PRODUCTS...	5.37	166.1	166.2	166.3	167.6	172.2	173.5	175.6	176.4	177.6	178.5	178.3	178.7	181
STRUCTURAL METAL PARTS.....	2.86	161.8	159.7	159.1	161.1	165.1	168.3	170.3	170.1	174.5	175.8	174.4	173.1	175
MACHINERY AND RELATED PRODUCTS.	27.98	183.5	184.0	184.4	185.6	185.0	186.2	185.6	185.2	186.3	187.9	187.4	188.6	190
MACHINERY.....	14.80	181.7	182.7	183.8	186.4	186.1	187.4	188.6	191.8	192.7	194.7	194.6	197.0	198
NONELECTRICAL MACHINERY....	8.43	178.8	179.8	179.1	182.6	183.7	184.4	185.3	188.3	189.6	190.2	190.8	193.2	196
ELECTRICAL MACHINERY.....	6.37	185.5	186.5	190.1	191.4	189.3	191.4	193.0	196.4	196.9	200.7	199.5	201.9	202
TRANSPORTATION EQUIPMENT....	10.19	182.6	183.2	181.7	180.5	180.4	180.2	176.4	171.2	173.1	174.1	172.4	171.8	174
MOTOR VEHICLES AND PARTS....	4.68	174.2	174.3	175.4	173.5	177.0	177.7	172.3	167.3	167.7	167.6	160.8	156.8	168
AIRCRAFT AND OTHER EQUIP....	5.26	188.6	189.3	185.7	184.7	181.0	179.6	177.0	170.9	174.1	176.0	178.7	180.8	175
INSTRUMENTS AND RELATED PROD.	1.71	181.3	179.2	182.6	184.3	185.8	188.5	189.7	191.6	190.4	192.8	195.4	198.6	196
CLAY, GLASS, AND LUMBER.....	4.72	137.1	136.2	135.5	138.8	139.9	141.5	144.3	143.8	145.6	145.1	142.6	144.6	142
CLAY, GLASS, AND STONE PROD..	2.99	145.1	145.2	147.5	150.0	151.8	150.4	151.2	156.2	156.5	153.4	154.2	156.4	155
LUMBER AND PRODUCTS.....	1.73	123.4	120.6	114.7	119.4	119.4	126.1	132.3	122.5	126.7	130.8	122.6	124.3	
FURNITURE AND MISCELLANEOUS....	3.05	169.5	169.5	170.1	170.9	171.3	172.2	174.2	176.6	175.7	176.5	178.4	179.0	179
FURNITURE AND FIXTURES.....	1.54	178.0	177.8	178.6	179.7	180.4	181.7	182.9	186.8	186.5	187.0	188.9	190.2	189
MISC. MANUFACTURES.....	1.51	160.9	161.1	161.4	162.0	162.1	162.5	165.3	166.2	164.7	165.7	167.6	167.5	169
NONDURABLE MANUFACTURES														
TEXTILES, APPAREL, & LEATHER...	7.60	145.2	144.2	144.1	144.8	146.8	147.5	145.0	143.6	142.6	144.7	145.3	147.3	147
TEXTILE MILL PRODUCTS.....	2.90	148.8	150.9	151.4	152.0	153.3	155.1	153.5	152.9	152.0	152.9	154.1	155.2	
APPAREL PRODUCTS.....	3.59	151.4	150.4	149.0	149.9	152.1	152.5	149.2	148.1	147.9	150.2	151.3		
LEATHER AND PRODUCTS.....	1.11	115.8	107.0	109.5	109.3	113.0	111.7	109.2	105.0	101.3	105.6	103.4		
PAPER AND PRINTING.....	8.17	155.2	155.6	156.5	156.8	157.7	159.8	159.7	160.2	161.2	162.2	162.3	164.2	166
PAPER AND PRODUCTS.....	3.43	162.9	164.1	164.1	166.1	166.7	170.1	169.9	171.1	173.9	175.0	175.8	175.8	
PRINTING AND PUBLISHING.....	4.74	149.6	149.5	151.1	150.0	151.2	152.3	152.3	152.4	152.1	153.0	152.7	155.9	158
NEWSPAPERS.....	1.53	134.7	134.7	137.7	140.9	138.4	140.8	139.5	141.2	141.7	141.4	137.5	142.8	
CHEMICALS, PETROLEUM, & RUBBER.	11.54	206.6	208.2	207.6	208.8	212.8	213.6	216.8	214.1	218.0	219.6	221.5	221.1	222
CHEMICALS AND PRODUCTS.....	7.58	219.3	222.4	221.0	222.4	227.8	231.8	231.8	231.3	234.4	235.2	238.1	237.4	
INDUSTRIAL CHEMICALS.....	3.84	258.0	264.4	262.7	263.2	268.2	268.0	275.0	273.4	276.7	277.7	281.6		
PETROLEUM PRODUCTS.....	1.97	140.6	139.5	140.7	141.9	142.2	141.4	141.2	131.0	140.2	142.7	142.2	142.8	
RUBBER AND PLASTICS PRODUCTS.	1.99	218.0	222.4	223.1	223.4	225.8	227.5	234.6	230.8	232.8	236.2			
FOODS, BEVERAGES, AND TOBACCO..	11.07	134.5	134.2	134.4	134.5	136.1	134.9	137.0	138.0	139.5	139.8	138.2	137.4	138
FOODS AND BEVERAGES.....	10.25	135.5	135.1	135.3	135.4	137.3	136.1	138.8	139.4	140.9	141.5	140.4	139.6	
FOOD MANUFACTURES.....	8.64	132.2	132.7	131.5	131.5	133.3	132.8	134.6	136.1	137.2	136.7	136.6	136.6	
BEVERAGES.....	1.61	153.1	147.9	155.7	156.0	158.6	153.7	161.6	157.4	160.9	167.2	160.6		
TOBACCO PRODUCTS.....	.82	122.8	123.4	123.1	124.0	120.8	119.9	113.6	119.5	121.2	118.7	110.5		
MINING														
COAL, OIL, AND GAS.....	6.80	128.1	128.7	127.9	125.8	118.9	124.6	124.2	122.4	120.2	121.9	125.7	128.7	132
COAL.....	1.16	126.7	126.6	121.3	120.8	86.6	115.9	118.3	115.3	112.4	114.3	120.2	123.9	
CRUDE OIL AND NATURAL GAS....	5.64	128.4	129.2	129.3	126.8	125.5	126.3	125.4	123.9	121.8	123.5	126.9	129.7	134
OIL AND GAS EXTRACTION.....	4.91	138.7	139.3	140.2	137.3	135.3	135.1	132.8	130.8	131.3	134.0	137.5	140.7	145
CRUDE OIL.....	4.25	132.4	134.0	134.8	131.2	129.1	128.6	126.4	124.0	124.0	127.0	130.2	133.3	138
GAS AND GAS LIQUIDS.....	.66													
OIL AND GAS DRILLING.....	.73	59.1	60.7	55.9	55.8	59.5	67.3	75.4						
METAL, STONE, & EARTH MINERALS.	1.43	134.3	135.8	136.2	132.8	129.2	135.3	143.0	142.1	146.4	149.9	142.9	139.7	140
METAL MINING.....	.61	130.8	134.1	134.5	127.7	125.1	135.1	137.6	140.2	142.7	149.1	144.9	137.6	
STONE AND EARTH MINERALS....	.82	136.9	137.1	137.5	136.5	132.2	135.5	147.0	143.5	149.2	150.5	141.4	141.2	
UTILITIES														
ELECTRIC.....	4.04	207.0	208.2	211.5	214.7	219.3	216.0	219.9	226.1	225.5	225.7	226.9		
GAS.....	1.28	169.2	171.3	172.6										

REVISED

INDUSTRIAL PRODUCTION

NOT SEASONALLY ADJUSTED

1957-59 = 100

MARKET GROUPINGS	YEAR P1968	1968						1969						
		JUNE	JULY	AUG.	SEPT.	OCT.	NOV.	DEC.	JAN.	FEB.	MAR.	APR.	MAY	pJUNE
TOTAL INDEX.....	165.4	169.4	160.3	163.3	169.5	170.7	169.1	166.3	166.5	170.5	173.1	172.1	173.1	176.9
FINAL PRODUCTS, TOTAL.....	165.0	168.8	159.1	162.0	171.9	172.6	169.2	165.6	166.6	169.3	171.9	168.8	169.6	175.9
CONSUMER GOODS.....	156.8	161.2	149.6	154.2	165.9	167.5	161.7	155.8	158.9	161.8	163.9	159.4	159.8	168.1
EQUIPMENT, INCL. DEFENSE.....	182.8	185.1	179.6	178.6	184.6	183.6	185.4	186.6	183.1	185.4	189.0	189.2	190.5	192.4
MATERIALS.....	165.7	169.9	161.3	164.5	167.5	169.0	169.5	166.9	166.4	171.5	174.3	174.6	175.8	177.8
CONSUMER GOODS														
AUTOMOTIVE PRODUCTS.....	174.4	194.7	148.4	101.1	170.8	197.2	198.3	185.5	185.4	183.6	186.0	174.7	173.7	190
AUTOS.....	174.8	208.3	134.1	45.6	165.0	207.4	212.2	192.0	187.7	181.5	184.8	164.6	165.3	191
AUTO PARTS & ALLIED PRODUCTS..	173.9	176.7	167.4	174.1	178.4	183.8	180.1	176.9	182.3	186.3	187.5	187.9	184.7	
HOME GOODS AND APPAREL.....	156.4	161.0	140.4	155.8	162.2	167.4	162.7	149.2	155.9	164.2	168.9	163.2	164.2	
HOME GOODS.....	175.5	177.4	157.1	169.8	183.9	189.5	186.2	178.8	182.8	187.7	191.2	188.7	189.7	
APPLIANCES, TV, & RADIOS....	168.5	171.7	139.8	151.6	180.5	187.5	180.1	161.5	183.2	195.0	198.8	194.7	194.7	
APPLIANCES.....	174.2	180.4	149.5	147.8	183.5	186.1	180.7	172.2	191.8	206.0	211.7	213.1	212.6	
TV AND HOME RADIOS.....	152.4	147.5	112.4	162.2	171.8	191.7	178.2	131.5	158.9	164.1	162.6	143.0	144.3	147
FURNITURE AND RUGS.....	173.7	174.8	166.1	178.0	180.4	183.3	183.5	186.9	180.2	179.0	179.8	178.2	177.2	
MISC. HOME GOODS.....	185.2	186.2	170.2	184.7	191.0	196.9	195.6	192.6	184.5	186.2	191.7	190.2	193.9	
APPAREL, KNIT GOODS, & SHOES..	139.5	147.1	126.2	144.0	143.8	148.7	142.7	124.1	133.1	144.2	150.0	141.5		
CONSUMER STAPLES.....	154.0	155.8	154.6	162.3	167.0	162.6	155.0	154.3	155.9	156.8	157.6	154.8	155.2	164
PROCESSED FOODS.....	132.6	132.2	132.2	140.2	152.6	147.9	137.0	132.4	128.1	129.2	128.6	126.9	128.2	
BEVERAGES AND TOBACCO.....	141.9	163.7	146.4	156.7	148.9	150.0	135.0	125.9	126.9	134.5	147.5	145.4		
DRUGS, SOAP, AND TOILETRIES..	193.3	198.7	187.8	196.9	199.4	204.6	201.4	196.8	199.6	203.7	205.0	207.8	203.8	
NEWSPAPERS, MAGAZINES, BOOKS..	143.3	143.0	142.8	145.3	142.0	145.7	144.1	146.8	145.0	145.1	145.4	146.5	146.9	
CONSUMER FUEL AND LIGHTING.....	182.9	174.1	188.8	195.5	195.9	176.5	175.0	191.3	206.9	200.5	196.4	184.1		
FUEL OIL AND GASOLINE.....	138.9	141.3	142.8	142.5	142.7	137.7	139.7	144.6	135.3	143.0	140.0	135.1	137.1	
RESIDENTIAL UTILITIES.....	204.4													
ELECTRICITY.....	223.3	204.9	234.3	248.6	249.1	210.2	205.0	235.7	275.1	255.7	247.8	224.5		
EQUIPMENT														
BUSINESS EQUIPMENT.....	184.8	187.4	180.2	178.6	186.6	187.0	188.3	190.2	190.2	191.8	194.6	195.5	196.8	201
INDUSTRIAL EQUIPMENT.....	168.1	169.7	165.8	164.2	169.3	169.2	172.4	175.8	175.5	174.8	176.9	178.6	181.1	
COMMERCIAL EQUIPMENT.....	205.3	205.2	198.4	204.6	209.0	209.4	211.2	209.8	210.1	212.8	215.3	215.9	219.0	
FREIGHT AND PASSENGER EQUIP..	234.5	243.4	229.6	219.2	238.0	240.2	240.0	239.8	238.1	244.4	249.6	249.3	245.6	
FARM EQUIPMENT.....	146.1	152.9	126.8	119.1	143.4	145.7	126.8	131.1	138.6	146.8	152.8	149.6		
MATERIALS														
DURABLE GOODS MATERIALS.....	158.0	164.8	155.1	153.1	157.4	158.9	159.6	158.2	157.0	162.8	165.9	166.2	167.7	170
CONSUMER DURABLE.....	164.5	169.5	153.4	145.8	164.4	169.0	174.7	169.0	167.9	170.2	168.1	162.6	159.7	
EQUIPMENT.....	185.2	186.6	180.0	179.7	183.2	184.1	187.9	190.3	189.1	191.0	192.8	192.4	192.8	
CONSTRUCTION.....	145.9	155.1	149.4	153.3	154.2	153.6	148.0	143.1	136.6	143.4	148.3	151.3	155.7	
METAL MATERIALS NEC.....	137.9	149.3	133.4	123.7	126.0	129.6	132.9	134.3	140.8	151.6	157.0	157.4	158.3	
NONDURABLE MATERIALS.....	173.7	175.1	167.6	176.3	177.9	179.3	179.6	176.0	176.2	180.6	182.8	183.1	184.1	186
BUSINESS SUPPLIES.....	157.5	160.6	148.1	158.8	163.0	168.9	165.3	157.7	158.4	163.7	168.3	166.9	168.1	
CONTAINERS.....	157.0	163.8	152.1	165.0	169.0	175.9	161.1	146.7	159.0	166.1	171.3	170.9	170.2	
GENERAL BUSINESS SUPPLIES..	157.8	159.0	146.1	155.7	160.0	165.4	167.5	163.2	158.0	162.5	166.8	164.9	167.0	
NONDURABLE MATERIALS NEC.....	221.8	222.9	211.0	221.4	225.0	230.5	232.6	228.9	228.2	236.2	237.4	238.4	238.0	
BUSINESS FUEL AND POWER.....	151.6	151.6	152.4	157.7	155.2	149.2	151.9	152.0	152.5	153.1	153.9	155.4	157.2	158
MINERAL FUELS.....	132.8	132.8	130.1	134.9	132.6	126.1	132.7	131.6	129.9	131.8	133.0	135.9	137.4	137
NONRESIDENTIAL UTILITIES....	199.3													
ELECTRICITY.....	202.4	202.9	212.2	220.7	216.7	208.3	201.2	203.8	210.2	205.9	207.7	206.4		
GENERAL INDUSTRIAL.....	197.5	197.6	198.0	202.9	202.3	204.0	202.0	202.2	205.2	202.7	207.3	209.6		
COMMERCIAL AND OTHER.....	216.7	217.3	235.2	247.3	240.2	222.7	210.9	215.5	225.4	219.2	218.7	214.3		
SUPPLEMENTARY GROUPS OF CONSUMER GOODS														
AUTOMOTIVE AND HOME GOODS.....	175.0	184.5	153.5	141.5	178.5	192.7	191.2	181.5	183.9	186.0	189.1	182.9	183.1	192
APPAREL AND STAPLES.....	150.8	153.8	148.3	158.3	161.9	159.5	152.3	147.6	150.9	154.1	156.0	151.9		

† REVISED

INDUSTRIAL PRODUCTION

NOT SEASONALLY ADJUSTED

1957-59 = 100

INDUSTRY GROUPINGS	YEAR 1968	1968						1969						
		JUNE	JULY	AUG.	SEPT.	OCT.	NOV.	DEC.	JAN.	FEB.	MAR.	APR.	MAY	JUNE
TOTAL INDEX.....	165.4	169.4	160.3	163.3	169.5	170.7	169.1	166.3	166.5	170.5	173.1	172.1	173.1	176.9
MANUFACTURING, TOTAL.....	166.8	171.6	160.4	163.0	170.7	173.4	171.4	167.5	167.0	172.1	175.1	174.0	174.7	178.8
DURABLE.....	169.9	175.4	164.1	160.5	170.6	173.5	174.2	172.6	171.4	175.3	178.6	177.6	178.7	182.0
NONDURABLE.....	163.0	167.0	155.7	166.3	170.8	173.3	168.0	161.2	161.4	168.0	170.8	169.4	169.7	174.9
MINING.....	126.4	128.9	127.1	130.7	128.6	122.8	126.8	126.3	124.1	124.2	125.4	130.1	133.3	133.8
UTILITIES.....	201.6													
DURABLE MANUFACTURES														
PRIMARY AND FABRICATED METALS...	150.7	159.7	146.2	140.5	143.9	147.5	149.8	150.6	153.7	160.1	164.0	164.1	164.5	167
PRIMARY METALS.....	137.3	150.8	132.7	117.9	119.4	124.3	129.3	131.3	139.5	150.3	155.3	155.2	154.2	154
IRON AND STEEL.....	131.0	148.4	131.2	108.4	106.2	109.7	117.0	121.5	129.3	140.4	146.0	146.7	145.6	145
NONFERROUS METALS & PROD....	160.1	159.7	138.2	152.4	167.4	177.3	173.8	167.0	176.5	186.2	189.0	186.2	185.4	
FABRICATED METAL PRODUCTS....	168.1	171.1	163.7	169.6	175.6	177.4	176.3	175.6	172.2	172.8	175.3	175.6	177.8	184
STRUCTURAL METAL PARTS.....	162.3	165.0	159.7	163.1	167.5	170.1	170.8	172.0	166.7	167.5	168.9	169.2	172.2	179
MACHINERY AND RELATED PRODUCTS..	183.9	187.6	175.7	169.8	185.3	188.4	190.3	188.4	186.8	189.3	192.1	190.0	190.8	194
MACHINERY.....	184.4	185.8	176.0	177.9	187.0	188.1	189.1	188.4	191.7	195.0	197.6	197.4	198.6	202
NONELECTRICAL MACHINERY.....	181.3	183.8	175.3	172.5	180.2	180.4	182.6	185.3	188.3	192.3	195.5	196.5	198.0	201
ELECTRICAL MACHINERY.....	188.6	188.5	176.9	185.0	196.1	198.3	197.6	192.4	196.1	198.6	200.5	198.6	199.5	203
TRANSPORTATION EQUIPMENT....	179.6	188.0	170.5	150.1	178.3	186.4	188.3	183.8	176.0	178.2	181.4	176.2	175.6	179
MOTOR VEHICLES AND PARTS....	171.6	188.3	152.0	110.5	170.0	188.9	192.6	181.5	176.6	176.3	177.7	167.9	165.7	181
AIRCRAFT AND OTHER EQUIP....	185.1	186.0	184.8	182.4	184.0	181.9	182.3	183.2	172.6	176.7	181.1	179.6	180.1	173
INSTRUMENTS AND RELATED PROD..	184.2	183.1	177.4	184.1	186.3	187.8	190.0	192.0	189.3	189.4	191.8	192.5	196.6	198
CLAY, GLASS, AND LUMBER.....	137.2	146.6	142.0	147.6	148.6	148.3	139.4	133.2	127.6	134.6	140.1	142.2	146.2	151
CLAY, GLASS, AND STONE PROD....	146.2	155.1	154.4	159.3	158.6	160.1	150.4	143.2	138.4	141.0	147.4	153.6	158.9	164
LUMBER AND PRODUCTS.....	121.7	132.0	120.6	127.3	131.3	127.8	120.4	115.8	109.0	123.5	127.5	122.6	124.3	
FURNITURE AND MISCELLANEOUS....	169.9	170.6	164.1	175.0	177.3	180.5	180.0	177.7	169.8	171.0	173.3	173.7	174.8	180
FURNITURE AND FIXTURES.....	178.3	179.4	173.4	183.6	185.1	187.3	186.8	189.8	183.1	183.7	184.8	183.8	184.5	191
MISC. MANUFACTURES.....	161.3	161.7	154.7	166.2	169.3	173.5	173.1	165.3	156.2	158.1	161.6	163.4	165.0	170
NONDURABLE MANUFACTURES														
TEXTILES, APPAREL, & LEATHER....	145.3	151.1	129.0	146.9	147.6	151.6	148.0	133.2	140.6	148.7	154.5	147.0	148.9	152
TEXTILE MILL PRODUCTS.....	151.5	156.2	136.6	152.2	155.0	156.4	157.4	146.6	150.6	156.3	159.8	155.7	159.9	
APPAREL PRODUCTS.....	149.9	158.2	133.1	152.0	152.9	158.9	152.5	132.0	143.7	154.8	163.7	154.3		
LEATHER AND PRODUCTS.....	111.3	115.2	96.3	116.6	110.9	115.8	109.5	101.9	104.5	108.3	110.9	101.3		
PAPER AND PRINTING.....	155.6	156.2	146.3	155.1	158.9	165.4	163.1	155.9	157.0	162.0	165.9	165.3	165.5	167
PAPER AND PRODUCTS.....	163.9	166.6	151.0	164.1	168.6	178.4	171.0	156.3	168.5	178.2	180.3	178.4	176.7	
PRINTING AND PUBLISHING.....	149.6	148.8	142.9	148.6	151.9	156.1	157.4	155.6	148.7	150.3	155.6	155.7	157.4	157
NEWSPAPERS.....	136.1	135.4	117.2	128.8	140.2	148.5	154.9	143.0	129.9	136.0	144.9	146.4	152.2	
CHEMICALS, PETROLEUM, & RUBBER..	207.1	211.8	199.8	208.9	213.	216.9	214.3	212.2	210.2	220.8	221.3	223.5	221.2	228
CHEMICALS AND PRODUCTS.....	221.3	224.1	214.7	222.7	225.9	230.4	230.9	227.8	226.5	236.1	237.3	240.8	237.5	
INDUSTRIAL CHEMICALS.....	261.0	259.3	253.8	261.4	265.8	270.9	274.7	275.0	269.3	280.9	280.5	284.4		
PETROLEUM PRODUCTS.....	139.8	144.8	146.9	148.2	147.6	143.6	139.6	137.8	127.1	137.4	137.7	136.5	141.4	
RUBBER AND PLASTICS PRODUCTS..	219.7	225.7	195.7	216.4	230.8	238.2	225.2	226.4	230.8	244.9	243.5			
FOODS, BEVERAGES, AND TOBACCO...	134.6	139.1	135.1	143.4	151.1	148.5	136.9	131.2	128.2	130.7	133.1	131.3	133.4	142
FOODS AND BEVERAGES.....	135.7	139.7	137.2	144.2	152.9	149.8	138.0	134.2	129.0	131.6	134.4	133.0	134.9	
FOOD MANUFACTURES.....	132.7	132.2	131.9	139.7	151.8	148.0	137.4	132.6	128.6	129.7	129.0	127.3	128.4	
BEVERAGES.....	152.6	180.1	165.3	168.6	159.1	159.4	141.4	143.0	131.3	141.6	163.0	163.2		
TOBACCO PRODUCTS.....	120.9	131.4	109.2	133.2	128.8	131.6	122.3	92.5	118.2	120.6	116.9	110.3		
MINING														
COAL, OIL, AND GAS.....	125.0	124.8	122.7	126.9	124.8	119.1	125.7	125.6	124.4	123.9	124.1	128.3	129.7	130
COAL.....	117.8	118.3	105.2	127.6	127.8	94.4	120.6	116.2	113.0	113.7	115.2	121.0	125.1	
CRUDE OIL AND NATURAL GAS.....	126.5	126.1	126.3	126.7	124.2	124.2	126.7	127.5	126.8	126.0	125.9	129.8	130.6	132
OIL AND GAS EXTRACTION.....	136.3	136.2	136.0	136.7	133.8	133.5	135.5	135.2	134.0	136.1	137.2	139.4	140.3	142
CRUDE OIL.....	130.6	131.1	131.3	132.1	128.6	127.8	128.6	127.7	125.9	127.7	129.5	132.3	134.0	137
GAS AND GAS LIQUIDS.....	172.6													
OIL AND GAS DRILLING.....	60.0	57.9	61.1	59.4	59.2	61.0	67.0	75.2						
METAL, STONE, & EARTH MINERALS..	132.9	148.4	147.7	149.1	146.9	140.2	132.1	129.5	122.2	125.7	131.5	138.6	150.4	154
METAL MINING.....	126.4	147.8	143.5	145.3	144.3	133.9	125.6	123.8	123.4	128.4	132.7	134.8	151.4	
STONE AND EARTH MINERALS.....	137.7	148.8	150.9	151.9	148.8	144.8	136.9	133.8	121.4	123.7	130.6	141.4	149.7	
UTILITIES														
ELECTRIC.....	211.3	203.7	221.6	232.6	230.5	209.1	202.8	217.4	237.9	227.1	224.8	214.1		
GAS.....	171.4													

†REVISED

INDUSTRIAL PRODUCTION

NOT SEASONALLY ADJUSTED

1957-59 = 100

SUBTOTALS AND INDIVIDUAL SERIES	1957 -59 PRO- POR- TION	YEAR P1968	1968												
			1968					1969							
			MAY	JUNE	JULY	AUG.	SEPT.	OCT.	NOV.	DEC.	JAN.	FEB.	MAR.	APR.	MAY
PRIMARY METALS															
BLAST FURNACES & STEEL WORKS...	2.85	134.3	153.3	148.5	138.5	109.7	102.2	109.0	119.7	126.3	133.6	145.5	149.8	151.4	149.6
PIG IRON.....	.47	135.2	156.2	152.9	143.9	113.6	101.9	106.5	115.6	126.5	131.3	143.7	147.2	151.1	150.9
STEEL INGOTS.....	2.02	137.8	157.7	152.1	141.1	110.0	103.3	111.8	123.8	129.4	138.2	150.8	156.0	156.8	154.3
CARBON STEEL.....	1.73	130.2	148.6	145.0	135.6	106.5	98.4	105.4	114.8	121.9	128.9	140.3	142.1	145.4	143.3
ALLOY STEEL.....	.29	184.2	213.0	195.3	175.0	131.1	132.8	150.4	178.6	174.9	194.5	215.0	240.2	226.3	221.2
COKE.....	.19	103.0	110.0	109.1	105.1	98.2	93.2	90.1	92.9	98.8	99.5	103.7	101.9	105.8	106.3
IRON AND STEEL PRODUCTS															
STEEL MILL PRODUCTS.....	1.48	128.1	145.0	148.2	123.3	107.1	110.5	110.4	114.0	116.3	124.5	134.9	141.9	141.6	141.3
CONSUMER DURABLE STEEL.....	.28	147.5	178.3	185.4	145.4	103.5	95.9	99.1	124.2	131.4	154.7	163.3	156.4	150.9	146.5
EQUIPMENT STEEL.....	.34	140.0	164.8	166.0	141.9	103.5	97.4	109.5	127.4	129.7	140.4	148.1	150.8	150.6	145.9
CONSTRUCTION STEEL.....	.28	123.3	149.7	152.4	135.3	114.8	97.5	89.9	103.4	107.3	106.8	119.6	135.9	133.5	133.3
CAN AND CLOSURE STEEL.....	.11	120.3	163.5	178.6	153.6	71.4	121.6	151.1	68.1	63.1	106.8	115.3	118.9	114.3	116.0
MISCELLANEOUS STEEL.....	.47	112.7	126.9	128.1	126.2	99.0	92.9	87.9	86.5	108.9	112.6	127.8	135.0	143.9	142.1
FERROUS CASTINGS & FORGINGS..	1.12	126.2	135.4	138.2	105.1	114.0	127.8	124.3	126.0	119.0	123.3	132.4	142.2	140.2	142.7
IRON AND STEEL CASTINGS.....	.91	127.6	138.4	141.9	109.3	117.7	128.1	125.4	125.1	118.0	122.9	133.0	143.8	139.9	144.1
STEEL FORGINGS.....	.21	120.3	121.8	121.8	86.1	97.6	126.3	119.4	130.0	123.4	124.9	130.0	135.0	141.5	136.1
NONFERROUS METALS															
PRIMARY NONFERROUS METALS...	.45	161.9	175.1	150.9	149.2	157.7	172.0	179.5	183.2	182.3	180.6	189.5	189.7	186.1	190.8
ALUMINUM.....	.26	190.6	199.7	156.1	156.1	170.5	192.1	202.8	208.2	207.3	216.7	218.9	219.2	220.9	223.8
COPPER SMELTING.....	.06	114.6	144.1	154.1	144.2	142.1	146.4	150.9	148.7	147.6	143.4	148.3	148.2	157.4	149.6
COPPER REFINING.....	.04	112.0	134.1	134.1	132.7	144.8	154.4	160.3	156.9	153.8	142.9	150.2	147.0	136.6	132.6
LEAD.....	.02	93.3	106.2	95.4	112.3	105.0	107.3	115.8	115.9	127.5	125.4	125.5	135.6	131.9	
MAGNESIUM.....	.02	207.0	210.0	210.0	210.0	204.7	204.7	204.7	211.6	211.6	211.6	218.1	218.1		
ZINC.....	.05	120.5	133.7	133.7	122.2	123.6	127.3	125.9	133.7	128.2	131.5	133.9	132.3	133.3	
SECONDARY NONFER. METALS...	.08	142.4	151.3	143.1	112.0	125.9	138.7	150.5	142.4	140.2	147.6	162.7	162.2		
NONFER. SHAPES & CASTINGS...	.97	160.8	168.7	165.1	135.3	152.1	167.7	178.5	172.1	162.2	174.3	186.6	190.9	186.2	185.3
ALUMINUM MILL SHAPES.....	.29	236.9	260.0	204.5	200.2	215.7	237.8	244.6	237.7	233.8	251.1	260.0	268.8	265.9	269.6
COPPER MILL SHAPES.....	.37	130.0	133.8	162.1	120.1	133.9	150.0	167.7	152.3	135.0	144.7	160.1	166.3	163.4	155.5
NONFERROUS CASTINGS.....	.31	127.2	126.0	132.7	93.7	115.2	124.2	130.7	135.1	128.4	138.6	150.5	148.2	140.0	
FABRICATED METAL PRODUCTS															
STAMPINGS, TOOLS, AND MISC....	1.87	189.0	186.7	190.5	178.8	183.8	194.1	197.5	200.9	199.2	197.9	197.2	199.3	199.2	201.2
METAL CANS.....	.40	131.6	121.4	142.7	144.6	172.4	164.5	148.5	116.0	108.8	109.7	107.5	121.5	128.4	133.5
HOME FURNACES.....	.16	108.2	88.4	112.7	95.7	106.3	125.0	135.0	125.0	114.1	109.4	132.1	124.0	117.1	99.5
NONELECTRICAL MACHINERY															
NONELECTRICAL EQUIPMENT.....	5.51	171.9	170.9	174.0	166.0	164.3	173.3	173.7	173.5	174.9	177.7	180.7	183.9	183.5	184.7
FARM MACHINERY.....	.35	171.9	177.0	173.3	165.2	160.1	166.2	162.7	158.6	165.4	168.9	177.5	174.7	171.3	167.9
FARM TRACTORS.....	.26	115.0	121.6	124.9	74.1	63.0	112.1	122.5	83.2	84.1	97.1	104.8	122.8	119.9	111.0
METALWORKING MACHINERY.....	.69	192.4	189.0	191.1	186.3	182.7	191.9	189.3	191.0	194.1	193.8	195.9	199.4	198.6	197.7
TRACKLAYING TRACTORS.....	.19	78.4	90.6	106.0	76.5	57.9	93.1	86.5	81.3	70.8	82.4	90.1	92.8	89.2	84.8
MISC. NONELECTRICAL EQUIP....	4.02	176.4	174.1	177.5	172.7	173.0	178.4	179.4	181.9	183.2	185.3	187.4	190.3	190.5	193.4
ELECTRICAL MACHINERY															
ELECTRICAL EQUIP AND PARTS....	4.54	199.2	196.8	199.8	194.3	197.1	201.5	201.2	203.7	205.6	204.4	205.8	208.6	209.2	211.7
TELEVISION AND RADIO SETS....	.56	161.7	162.5	156.8	118.7	165.3	180.7	200.3	191.3	145.9	172.7	174.9	171.2	153.1	150.1
TELEVISION SETS.....	.33	165.0	167.2	162.4	120.0	162.4	183.2	214.1	196.7	142.1	178.2	185.6	182.6	160.5	156.5
TABLE TELEVISION SETS.....	.15	145.9	148.5	154.2	108.5	137.0	158.7	183.6	171.3	119.4	146.7	158.2	160.4	134.3	133.6
CONSOLE TELEVISION SETS.....	.18	180.6	182.4	169.1	129.4	183.1	203.1	238.9	217.4	160.7	203.9	208.0	200.7	181.8	175.2
RADIO SETS.....	.23	156.7	155.5	148.3	116.7	169.5	177.1	179.6	183.3	151.5	164.4	158.9	154.0	142.0	140.6
HOME RADIOS.....	.14	122.2	114.4	111.5	94.1	161.7	144.7	138.1	134.0	106.1	112.5	112.3	114.6	101.1	115.0
AUTO RADIOS.....	.09	213.9	223.5	209.1	154.2	182.5	230.7	248.2	265.0	226.6	250.2	236.1	219.2	209.6	182.9
KITCHEN APPLIANCES															
COOKING STOVES.....	.17	146.3	146.8	157.6	111.8	119.8	168.0	153.7	169.3	149.0	166.6	179.5	188.0	177.5	169.0
ELECTRIC RANGES AND OVENS..	.06	202.6	202.8	210.1	178.5	140.7	207.5	218.3	244.6	201.9	238.3	251.9	244.9	257.7	230.0
GAS RANGES AND OVENS.....	.11	114.9	115.6	128.3	74.6	108.1	145.9	117.6	127.4	119.5	126.6	139.1	156.3	132.8	
REFRIGERATION APPLIANCES....	.27	165.6	156.1	188.6	165.6	114.1	182.2	191.3	166.3	159.7	188.0	205.1	210.2	219.7	212.2
REFRIGERATORS.....	.20	189.1	173.1	209.8	188.3	138.1	208.8	218.3	193.4	187.3	217.9	235.0	244.0	255.0	250.6
HOME FREEZERS.....	.07	100.1	108.8	129.1	101.8	47.0	107.9	115.6	90.4	82.6	104.3	121.3	115.6	120.9	104.6
LAUNDRY AND MISCELLANEOUS															
LAUNDRY APPLIANCES.....	.13	145.5	131.9	144.8	111.2	158.4	186.2	177.6	146.4	125.6	155.6	156.9	156.7	147.2	145.4
WASHING MACHINES.....	.10	115.9	114.4	125.4	89.9	120.3	136.0	132.4	107.8	96.7	118.3	121.0	126.3	124.8	121.5
CLOTHES DRIERS.....	.03	229.4	181.6	199.7	171.5	266.4	328.4	305.8	255.6	207.4	261.3	258.4	242.7	210.4	213.3
MISCELLANEOUS APPLIANCES....	.54	166.4	151.2	155.2	146.4	168.5	181.7	186.6	185.2	178.6	172.1	175.8	178.6	173.2	174.9
ELECTRIC HOUSEWARES.....	.38	177.8	164.1	169.5	158.2	181.3	190.5	196.3	200.1	193.4	180.5	181.0	180.2	184.5	189.6
VACUUM CLEANERS.....	.06	193.9	159.7	160.0	177.1	198.1	241.9	234.5	213.5	198.0	192.8	218.0	250.9	216.5	185.4
WATER HEATERS.....	.10	101.9	93.7	94.4	78.1	96.6	105.2	115.2	105.8	105.9	123.9	125.9	123.1	98.5	108.7
REPL. STORAGE BATTERIES.....	.08	131.6	77.9	98.0	104.0	141.3	171.7	175.2	178.5	168.1	162.0	132.5	109.6	94.2	87.2
TRANSPORTATION EQUIPMENT															
TRUCKS AND BUSES.....	.38	185.6	202.2	214.8	164.3	136.1	194.3	205.3	201.0	185.6	180.0	203.5	211.8	204.5	187.7
LIGHT TRUCKS.....	.13	225.8	250.7	275.3	199.1	135.0	242.3	260.7	248.4	212.3	222.5	244.2	245.2	219.4	182.2
MEDIUM TRUCKS.....	.03	16.5	21.4	21.4	16.8	11.9	18.1	15.7	13.7	10.6	11.7	14.6	17.9	21.3	19.5
HEAVY TRUCKS.....	.13	151.5	173.4	181.4	139.5	107.9	146.6	164.2	150.9	144.2	135.9	168.4	183.9	182.4	180.6
TRUCK TRAILERS.....	.08	234.8	233.5	239.3	199.4	224.4	256.4	249.4	271.5	269.6	240.0	260.0	270.0	280.2	267.4
MOTOR VEHICLE PARTS.....	2.48	167.2	167.9	169.5	163.3	154.5	170.0	172.8	177.0	173.2	167.9	168.4	167.3	164.7	162.7
AIRCRAFT AND PARTS.....	4.44	186.9	186.3	187.4	187.4	186.1	185.5	182.8	183.6	183.7	167.6	176.3	180.2	177.	

INDUSTRIAL PRODUCTION

1957-59 = 100

NOT SEASONALLY ADJUSTED

SUBTOTALS AND INDIVIDUAL SERIES	1957-59 PRO- POR- TION	YEAR 1968	1968										1969				
			MAY	JUNE	JULY	AUG.	SEPT.	OCT.	NOV.	DEC.	JAN.	FEB.	MAR.	APR.	MAY		
CHEMICALS AND PRODUCTS																	
INORGANIC CHEMICALS.....	1.14	196.3	204.9	195.2	183.9	189.0	195.3	197.1	197.1	204.5	193.4	209.6	207.3	212.3	213.6		
BASIC INORGANIC CHEMICALS....	.72	248.7	261.3	244.9	226.7	234.4	244.6	247.3	246.9	258.2	240.4	265.9	262.2	277.5	273.3		
ORGANIC CHEMICALS.....	2.70	288.3	284.2	286.3	283.1	291.8	295.5	301.9	307.4	304.7	301.3	311.0	311.2	314.7	310.0		
BASIC ORGANIC CHEMICALS.....	1.45	226.6	223.5	227.5	227.2	229.0	230.6	229.3	232.9	233.5	229.8	232.0	235.0	236.1	234.5		
SYNTHETIC MATERIALS.....	1.25	360.0	354.7	354.7	348.2	364.8	370.9	386.3	394.1	387.5	384.4	402.8	399.9	406.0	397.8		
PLASTICS MATERIALS.....	.60	399.2	402.9	401.9	377.7	402.4	416.0	428.0	441.9	430.2	419.2	448.0	458.2				
SYNTHETIC RUBBER.....	.14	179.4	183.8	178.3	170.7	177.7	177.7	177.5	185.7	180.7	180.3	192.7	192.1	191.4			
MAN-MADE FIBERS.....	.51	364.4	346.4	349.1	363.7	373.6	372.5	396.4	396.9	395.8	401.3	409.2	390.2	403.3	379.9		
CHEMICAL PRODUCTS.....	3.74	180.4	182.3	188.0	174.5	183.0	185.0	188.9	185.9	179.3	182.5	190.1	192.9	196.1	192.4		
SOAP AND RELATED PRODUCTS....	.66	156.7	170.8	179.7	128.1	156.1	170.1	176.0	154.7	132.5	148.8	164.5	157.9	166.5	158.4		
PAINTS.....	.60	129.8	135.8	150.9	127.4	135.6	132.4	130.4	128.0	109.2	113.7	137.0	145.5	145.0	145.0		
FERTILIZER.....	.17	134.1	164.5	132.8	109.6	108.8	119.4	122.2	121.1	123.6	127.7	142.2	150.6	171.7	160.8		
PETROLEUM PRODUCTS																	
AUTOMOTIVE GASOLINE.....	.87	143.5	140.6	146.6	148.5	148.9	150.8	145.4	146.7	151.4	139.8	147.6	143.2	139.8	144.0		
DISTILLATE FUEL OIL.....	.33	126.9	122.6	127.3	127.8	125.7	121.7	117.6	121.6	127.0	123.6	131.0	131.9	122.8	119.1		
RESIDUAL FUEL OIL.....	.10	72.9	71.0	63.8	66.6	67.1	63.0	63.9	76.6	86.7	87.4	87.2	79.4	76.5	71.4		
AVIATION FUEL.....	.14	73.3	79.1	71.1	75.3	74.0	74.0	86.9	73.6	65.2	51.2	59.8	72.8	64.4			
KEROSENE.....	.05	266.1	261.7	244.0	256.9	265.7	262.6	273.5	267.7	282.9	298.5	334.8	289.7	282.0			
LUBRICATING OIL.....	.15	121.1	124.4	119.0	118.3	123.4	124.4	126.4	124.1	117.7	101.9	106.2	121.6	122.8			
ASPHALT, WAXES, ETC.....	.15	180.5	194.1	202.8	207.0	213.3	206.9	191.0	173.1	156.3	129.2	147.7	162.7	176.9			
RUBBER AND PLASTICS PRODUCTS																	
TIRES AND TUBES.....	.67	188.8	188.7	196.0	154.0	170.7	191.1	200.5	192.4	179.2	191.4	209.0	208.1				
AUTO TIRES.....	.43	190.5	194.2	200.2	155.0	172.4	193.1	200.3	191.5	181.6	195.2	209.3	208.7				
TRUCK AND BUS TIRES.....	.24	185.5	178.7	188.5	152.3	167.4	187.4	200.9	193.8	175.0	184.5	208.4	207.2				
MISC. RUBBER AND PLASTICS.....	1.32	239.1	228.9	249.0	216.8	250.9	242.8	257.3	258.5	250.3	250.8	263.2	261.4				
MISC. RUBBER PRODUCTS.....	.80	169.0	157.9	184.2	136.1	177.4	164.2	185.3	185.9	170.4	176.2	194.6	189.1				
FOOD MANUFACTURES																	
MEAT PRODUCTS.....	1.52	134.3	132.4	127.2	124.4	132.3	142.6	150.9	141.4	138.4	137.8	136.9	135.8	134.7	127.0		
BEEF.....	.46	152.8	153.0	155.6	152.4	156.2	159.9	163.5	150.7	146.2	158.1	157.6	150.2	147.6	146.2		
PORK.....	.78	125.6	125.0	111.9	106.0	114.1	129.5	140.5	136.8	136.5	131.5	134.2	135.4	134.1	118.0		
MISC. MEATS.....	.28	128.4	119.3	123.6	130.0	143.8	150.7	159.0	138.9	130.7	122.4	110.5	113.6	115.5	120.4		
DAIRY PRODUCTS.....	1.56	110.8	115.3	119.6	117.3	115.3	110.3	106.8	104.5	104.2	105.6	108.2	110.4	112.9	115.9		
BUTTER.....	.07	84.9	103.8	108.0	83.5	69.4	63.7	64.8	69.0	80.3	88.7	90.7	93.5	95.2	100.3		
CONCENTRATED MILK.....	.08	75.3	99.9	100.8	85.9	75.6	61.5	58.7	57.1	66.8	64.2	68.5	72.0	86.9	98.4		
FROZEN DESSERTS.....	.23	131.9	142.7	170.1	170.6	167.7	140.4	118.2	103.4	94.1	100.3	113.9	125.5	133.5	145.3		
CANNED AND FROZEN FOODS.....	1.06	188.8	154.5	178.2	202.0	285.6	293.0	238.7	179.9	171.6	153.8	158.6	160.0	160.2	171.0		
GRAIN MILL PRODUCTS																	
WHEAT FLOUR.....	.86	106.8	100.3	111.7	107.8	114.0	115.1	111.5	107.9	106.6	103.3	104.3	106.9	103.4	105.4		
CEREALS AND FEEDS.....	.58	108.3	103.9	114.2	114.0	117.8	117.8	112.6	105.9	108.2	107.5	105.8	107.8	105.8	106.5		
BAKERY PRODUCTS.....	1.49	132.1	129.6	137.2	136.7	134.9	134.4	133.8	132.4	132.3	128.7	129.4	130.4	129.5	131.9		
CONFECTIONERY.....	.43	137.3	109.7	126.2	97.4	132.4	205.0	171.3	155.2	109.7	124.3	159.0	148.2	121.6	117.6		
SUGAR.....	.23	131.8	93.2	92.9	85.2	97.0	115.7	231.4	244.9	226.4	185.4	118.3	80.3	89.4	104.8		
CANE SUGAR.....	.11	124.7	126.9	145.8	127.7	142.4	140.3	120.6	114.3	108.4	97.1	86.6	129.4	112.2	132.8		
BEET SUGAR.....	.10	139.5	57.1	36.5	39.7	48.4	89.3	350.0	384.7	352.7	279.9	152.2	27.7	65.1	75.0		
MISC. FOOD PREPARATIONS.....	1.28	130.4	126.8	132.5	133.0	131.5	135.2	137.6	135.8	135.7	130.1	130.2	130.7	128.8	128.0		
VEGETABLE AND ANIMAL OILS.....	.21	134.2	131.2	130.2	121.0	118.1	118.0	154.3	152.6	142.6	146.7	147.2	145.8	141.7	138.5		
VEGETABLE OILS.....	.14	120.2	112.1	109.8	102.3	98.1	93.0	145.8	151.6	139.5	139.0	136.5	140.6	133.0	134.4		
GREASE AND TALLOW.....	.07	161.3	168.3	169.9	157.5	157.1	166.5	170.7	154.7	148.5	161.7	168.1	156.0	158.5	146.7		
BEVERAGES																	
BOTTLED SOFT DRINKS.....	.48	184.0	143.3	158.2	142.7	144.0	149.9	152.0	132.0	128.0	121.1	134.0	155.5	152.7			
ALCOHOLIC BEVERAGES.....	1.13	139.3	144.5	159.0	154.7	146.0	134.8	127.0	113.1	116.6	113.1	126.0	147.0	149.8			
BEER AND ALE.....	.78	133.7	130.0	134.6	95.7	102.8	211.7	274.2	172.8	155.9	144.6	157.2	153.9	133.2			
LIQUOR DISTILLING.....	.08	147.3	147.6	165.3	127.1	150.6	179.3	189.5	171.2	143.5	133.6	145.9	179.0	160.3			
LIQUOR BOTTLING.....	.20	153.1															
TOBACCO PRODUCTS																	
CIGARETTES.....	.61	128.8	133.0	140.8	121.0	142.7	137.7	139.2	129.5	98.7	126.6	128.1	122.7	115.3			
CIGARS.....	.12	119.7	120.1	123.6	84.2	126.7	122.9	130.6	124.5	86.4	113.5	123.0	122.1	116.7			
MINING																	
ANTHRACITE.....	.11	52.4	47.0	54.5	43.7	54.4	57.3	51.2	53.8	52.9	47.0	53.0	56.9	55.6	49.6		
BITUMINOUS COAL.....	1.05	124.5	129.2	124.8	111.5	135.1	135.1	98.9	127.5	122.7	119.7	120.0	121.2	127.8	132.8		
NATURAL GAS.....	.33	171.5															
NATURAL GAS LIQUIDS.....	.33	173.8	175.3	171.4	171.9	170.5	171.7	173.9	179.0	180.0	180.8	186.5	183.5	181.9			
IRON ORE.....	.19	110.3	143.1	152.3	142.6	137.1	135.3	104.3	82.0	75.1	78.8	83.5	90.3	95.3			
NONFERROUS METAL MINING.....	.42	133.5	145.2	145.9	143.9	149.0	148.3	147.0	145.0	145.4	143.2	148.3	151.5	152.4			
COPPER MINING.....	.17	123.8	150.0	160.8	146.3	153.0	155.6	152.8	152.6	153.9	144.6	159.5	165.0	163.5			
LEAD MINING.....	.02	114.5	116.0	117.2	115.4	125.1	127.7										
ZINC MINING.....	.02	116.4	116.2	124.1	110.4	120.5	123.2	113.5	117.1	116.7	107.6	123.1	118.4	125.0			