



FEDERAL RESERVE

statistical release

G.12.3

For Immediate Release
September 13, 1974

Industrial production declined an estimated 0.4 per cent in August and, at 125.2 per cent of the 1967 average, was 1.0 per cent below a year earlier. The August decline was caused mainly by strikes in various industries and cutbacks in output of durable consumer goods other than automobiles and construction products.

Auto assemblies were at an annual rate of 7.9 million units during August compared to a 7.8 million unit rate in July. Production of household appliances, furniture, and other household goods declined about 1.5 per cent in August. Output of business equipment also declined largely because of work stoppages in the electrical industry.

Production of durable goods materials, including steel, increased in August and output of nondurable materials was unchanged. Strikes at iron and coal mines, and in the copper industry reduced production in mining and at copper fabricating factories.

INDUSTRIAL PRODUCTION (Seasonally adjusted)

| | Indexes 1967=100 | | | Per cent changes | | | | |
|-----------------------|------------------|-------------|-------------|------------------|-------------|-------------|-------|------|
| | 1974 | | | Month ago | Year ago | Annual Rate | | |
| | June (r) | July (p) | Aug. (e) | | | QIV | QI | QII |
| Total | 125.8 | 125.7 | 125.2 | -.4 | -1.0 | .9 | -6.6 | 1.9 |
| Products, total | 124.0 | 124.2 | 122.9 | -1.0 | -.6 | 1.3 | -5.8 | 2.6 |
| Final products | 122.5 | 122.9 | 121.3 | -1.3 | -.1 | 3.3 | -6.5 | 3.0 |
| Consumer goods | 130.0 | 130.2 | 129.9 | -.2 | -1.0 | 1.2 | -11.5 | 2.2 |
| Durable goods | 132.7 | 133.0 | 130.8 | -1.7 | -2.4 | -4.0 | -26.6 | 13.8 |
| Nondurable goods | 129.0 | 129.1 | 129.5 | .3 | -.5 | 3.1 | -5.2 | -2.2 |
| Business equipment | 130.3 | 130.4 | 128.2 | -1.7 | 2.9 | 8.0 | .6 | 7.2 |
| Intermediate products | 129.3 | 128.8 | 128.6 | -.2 | -2.6 | -4.8 | -4.6 | 1.6 |
| Construction products | 130.1 | 129.6 | 128.6 | -.8 | -5.0 | -5.6 | -5.1 | -2.1 |
| Materials | 129.1 | 128.4 | 128.9 | .4 | -1.5 | .3 | -6.4 | .0 |

Revised

p--preliminary

e--estimated



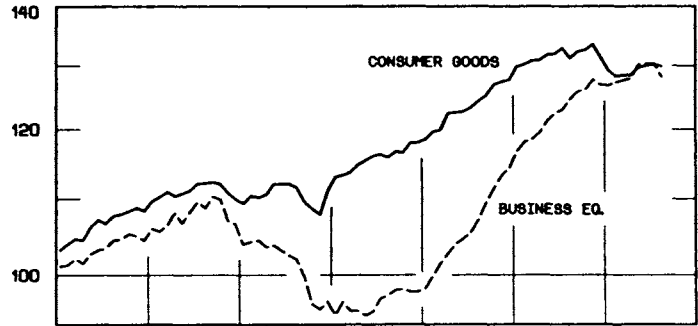
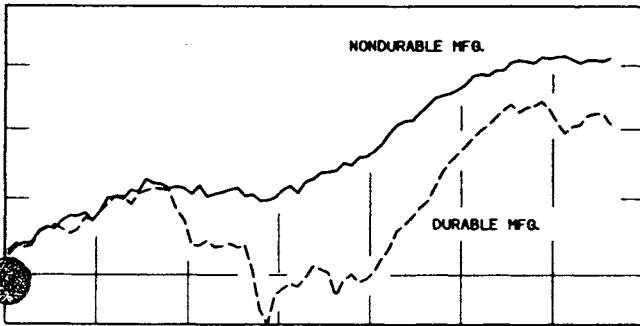
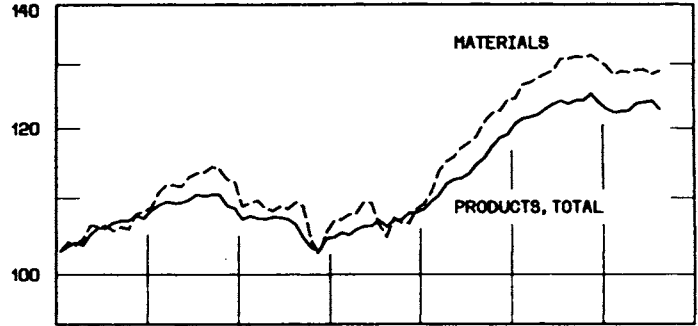
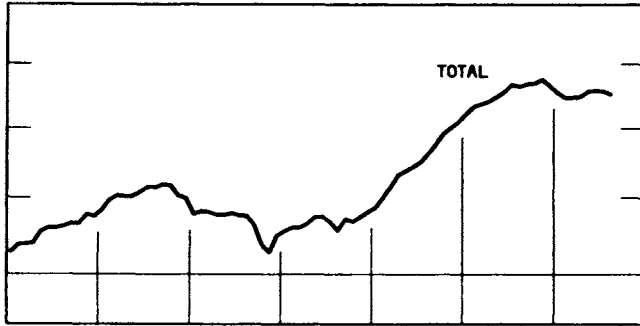
FEDERAL RESERVE

statistical release

G-12.3

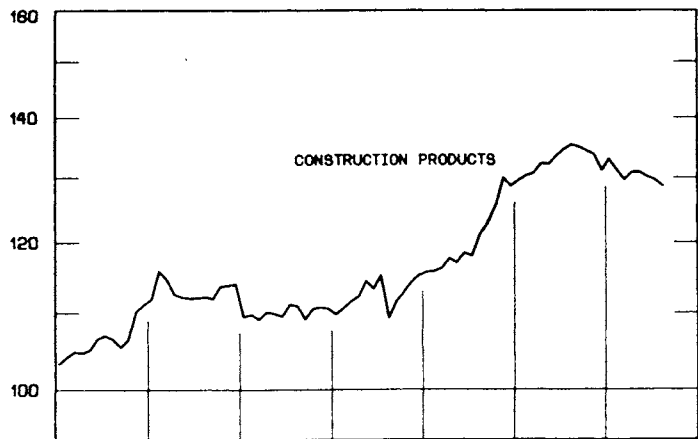
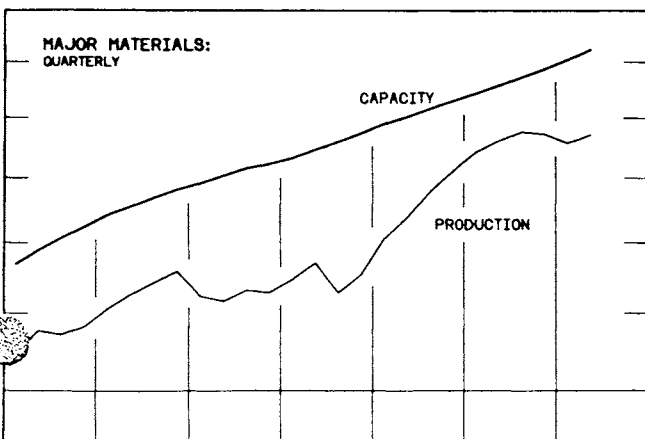
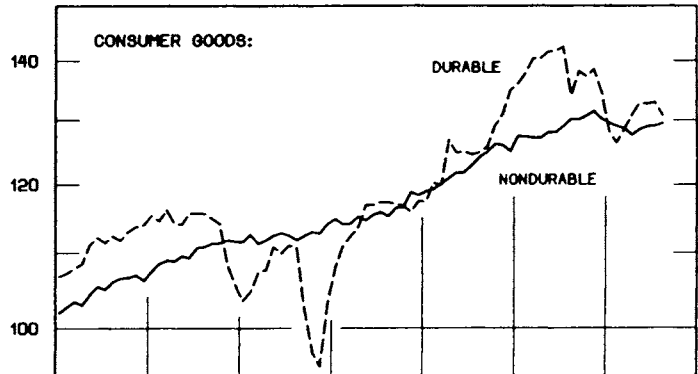
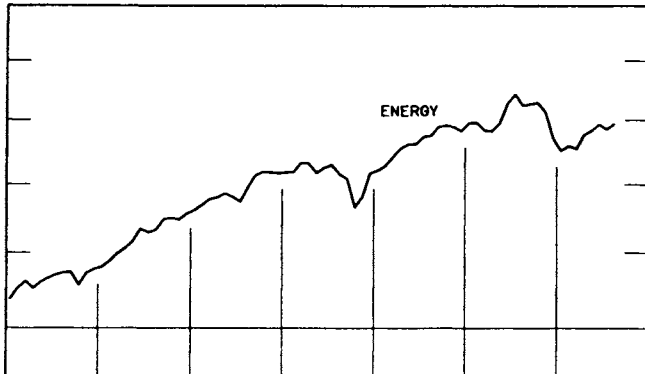
INDUSTRIAL PRODUCTION

SEASONALLY ADJUSTED
RATIO SCALE - 1967=100



1968 1970 1972 1974

1968 1970 1972 1974



1968 1970 1972 1974

1968 1970 1972 1974

INDUSTRIAL PRODUCTION

1967 = 100

SEASONALLY ADJUSTED

| MAJOR MARKET GROUPINGS | 1967 PRO- POR- TION | 1973 AVG. | 1973 | | | | | 1974 | | | | | | | | |
|------------------------------|------------------------------|--------------|-------|-------|-------|-------|-------|-------|-------|-------|-------|-------|-------|-------|-------|--|
| | | | AUG. | SEP. | OCT. | NOV. | DEC. | JAN. | FEB. | MAR. | APR. | MAY | JUNE | JULY | AUG. | |
| TOTAL INDEX | 100.00 | 125.6 | 126.5 | 126.8 | 127.0 | 127.5 | 126.5 | 125.4 | 124.6 | 124.7 | 124.9 | 125.7 | 125.8 | 125.7 | 125.2 | |
| PRODUCTS, TOTAL | 69.21 | 123.4 | 123.7 | 124.3 | 124.3 | 125.3 | 124.0 | 123.0 | 122.4 | 122.6 | 122.7 | 123.8 | 124.0 | 124.2 | 122.9 | |
| FINAL PRODUCTS | 44.94 | 121.3 | 121.4 | 122.4 | 122.7 | 123.6 | 122.6 | 121.3 | 120.6 | 121.0 | 120.7 | 122.4 | 122.5 | 122.9 | 121.3 | |
| CONSUMER GOODS | 24.53 | 131.7 | 131.2 | 132.3 | 132.6 | 133.5 | 131.3 | 129.2 | 128.3 | 128.5 | 128.5 | 129.7 | 130.0 | 130.2 | 129.9 | |
| EQUIPMENT | 20.42 | 106.7 | 107.6 | 108.5 | 108.9 | 110.1 | 110.1 | 109.8 | 109.9 | 110.1 | 110.1 | 112.2 | 112.1 | 112.5 | 109.4 | |
| INTERMEDIATE PRODUCTS | 14.27 | 131.0 | 132.1 | 131.0 | 130.6 | 131.1 | 129.1 | 129.2 | 129.1 | 128.1 | 129.4 | 129.2 | 129.3 | 128.8 | 128.6 | |
| MATERIALS | 37.79 | 129.3 | 130.9 | 131.3 | 131.1 | 131.5 | 130.6 | 129.7 | 128.3 | 128.9 | 128.7 | 129.1 | 129.1 | 128.4 | 128.9 | |
| CONSUMER GOODS | | | | | | | | | | | | | | | | |
| DURABLE CONSUMER GOODS | 7.86 | 138.9 | 134.0 | 138.2 | 137.2 | 138.5 | 134.6 | 128.2 | 126.4 | 128.5 | 130.8 | 132.8 | 132.7 | 133.0 | 130.8 | |
| AUTOMOTIVE PRODUCTS | 2.84 | 136.6 | 121.1 | 129.8 | 131.4 | 133.7 | 120.6 | 108.0 | 106.6 | 108.0 | 113.8 | 116.1 | 114.9 | 115.9 | 116.5 | |
| AUTOS | 1.87 | 125.4 | 103.9 | 118.4 | 122.5 | 124.8 | 106.2 | 90.0 | 86.4 | 86.3 | 97.7 | 100.3 | 99.6 | 101.5 | 103.1 | |
| AUTO PARTS & ALLIED GOODS | .97 | 158.2 | 154.2 | 151.8 | 148.4 | 150.9 | 147.8 | 142.6 | 145.5 | 149.8 | 144.7 | 146.5 | 144.0 | 143.7 | 142.0 | |
| HOME GOODS | 4.02 | 140.1 | 141.1 | 142.8 | 140.9 | 141.1 | 138.7 | 139.6 | 137.5 | 140.1 | 140.6 | 142.3 | 142.7 | 142.4 | 138.8 | |
| APPLIANCES, TV, HOME AUDIO | 1.41 | 144.6 | 146.3 | 149.4 | 143.4 | 140.5 | 134.3 | 138.4 | 131.9 | 135.8 | 135.2 | 137.7 | 139.3 | 138.8 | | |
| APPLIANCES AND A/C | .92 | 157.8 | 153.3 | 159.8 | 159.3 | 154.7 | 151.7 | 153.9 | 148.2 | 150.0 | 148.6 | 152.6 | 154.9 | 154.0 | | |
| TV AND HOME AUDIO | .49 | 119.8 | | | | | | | | | | | | | | |
| CARPETING AND FURNITURE | 1.08 | 149.8 | 154.2 | 153.3 | 153.9 | 152.7 | 150.1 | 153.5 | 153.3 | 154.5 | 158.2 | 157.4 | 158.1 | 158.3 | | |
| MISC. HOME GOODS | 2.53 | 133.5 | 132.9 | 134.8 | 134.1 | 136.8 | 136.3 | 134.4 | 134.2 | 136.3 | 136.0 | 138.3 | 138.2 | 137.9 | 134.5 | |
| NONDURABLE CONSUMER GOODS | 20.66 | 129.0 | 130.2 | 130.1 | 130.4 | 131.5 | 130.2 | 129.5 | 129.1 | 128.7 | 127.6 | 128.5 | 129.0 | 129.1 | 129.5 | |
| CLOTHING | 4.32 | 116.2 | 117.0 | 118.0 | 116.8 | 117.3 | 120.3 | 114.3 | 114.5 | 112.0 | 106.2 | 107.0 | 108.1 | | | |
| CONSUMER STAPLES | 14.34 | 132.4 | 133.6 | 133.2 | 134.5 | 135.2 | 132.8 | 133.0 | 133.0 | 133.1 | 133.2 | 134.2 | 134.5 | 134.8 | 135.4 | |
| CONSUMER FOODS AND TOBACCO | 4.37 | 122.1 | 121.9 | 122.2 | 123.3 | 126.5 | 125.0 | 126.9 | 125.9 | 125.7 | 123.9 | 124.7 | 125.1 | 125.5 | 126.2 | |
| NONFOOD STAPLES | 7.97 | 143.2 | 145.4 | 144.8 | 146.2 | 144.3 | 141.1 | 139.4 | 140.4 | 140.7 | 143.1 | 144.3 | 144.3 | 144.6 | 145.0 | |
| CONSUMER CHEMICAL PROD. | 2.64 | 153.3 | 155.6 | 153.4 | 156.2 | 154.9 | 156.7 | 157.8 | 159.0 | 160.3 | 159.7 | 157.5 | 156.6 | 154.1 | | |
| CONSUMER PAPER PRODUCTS | 1.91 | 121.3 | 124.1 | 124.4 | 122.5 | 123.6 | 120.5 | 119.4 | 119.9 | 119.1 | 119.4 | 124.7 | 123.9 | 124.5 | | |
| CONSUMER FUEL & LIGHTING | 3.42 | 147.5 | 150.4 | 149.7 | 151.9 | 147.8 | 140.7 | 134.7 | 137.4 | 138.3 | 143.7 | 145.1 | 146.1 | 148.4 | | |
| RESIDENTIAL UTILITIES | 2.25 | 157.0 | 160.0 | 160.9 | 161.9 | 158.0 | 149.8 | 145.6 | 148.6 | 149.1 | 151.6 | 153.2 | 155.4 | | | |
| EQUIPMENT | | | | | | | | | | | | | | | | |
| BUSINESS EQUIPMENT | 12.74 | 122.6 | 124.6 | 125.8 | 126.2 | 127.8 | 126.9 | 124.8 | 127.3 | 127.6 | 127.9 | 130.2 | 130.3 | 130.4 | 128.2 | |
| INDUSTRIAL EQUIPMENT | 4.78 | 120.1 | 122.5 | 124.1 | 124.5 | 125.6 | 124.9 | 125.3 | 124.6 | 126.8 | 127.6 | 129.6 | 129.4 | 129.7 | 129.5 | |
| BUILDING AND MINING EQUIP. | 1.46 | 120.4 | 123.0 | 123.7 | 124.7 | 126.0 | 126.0 | 128.5 | 130.3 | 131.2 | 133.5 | 135.0 | 136.0 | 136.0 | 136.6 | |
| MANUFACTURING EQUIPMENT | 7.85 | 113.0 | 115.1 | 117.3 | 117.3 | 118.2 | 118.5 | 119.3 | 120.6 | 121.1 | 122.1 | 124.1 | 123.2 | 123.5 | 122.6 | |
| POWER EQUIPMENT | 1.47 | 138.4 | 140.9 | 142.3 | 143.0 | 144.6 | 140.3 | 138.0 | 138.7 | 137.3 | 136.6 | 138.4 | 139.0 | 140.0 | 139.1 | |
| COMMERCIAL, TRANSIT, FARM EQ | 4.97 | 125.5 | 127.0 | 127.7 | 128.1 | 130.3 | 129.2 | 128.5 | 128.2 | 128.7 | 128.2 | 130.9 | 131.5 | 131.2 | 126.8 | |
| COMMERCIAL EQUIPMENT | 7.30 | 135.0 | 137.0 | 138.2 | 140.1 | 141.3 | 139.3 | 139.8 | 139.8 | 140.8 | 140.4 | 141.5 | 142.7 | 141.4 | 138.4 | |
| TRANSIT EQUIPMENT | 2.00 | 109.7 | 108.4 | 109.6 | 109.8 | 111.4 | 111.1 | 109.5 | 109.3 | 109.4 | 106.7 | 110.2 | 110.4 | 111.4 | 103.4 | |
| FARM EQUIPMENT | .67 | 125.1 | 132.8 | 129.4 | 123.5 | 132.4 | 133.4 | 129.2 | 126.0 | 126.1 | 131.2 | 140.2 | 140.6 | 139.6 | | |
| DEFENSE AND SPACE EQUIPMENT | 7.67 | 80.4 | 79.7 | 79.8 | 80.0 | 80.9 | 81.9 | 81.4 | 80.9 | 81.0 | 80.6 | 82.2 | 81.6 | 82.8 | 78.1 | |
| MILITARY PRODUCTS | 4.15 | 80.5 | 79.0 | 79.1 | 79.3 | 80.0 | 81.3 | 80.6 | 80.2 | 80.5 | 79.9 | 81.2 | 79.6 | 81.5 | 81.2 | |
| INTERMEDIATE PRODUCTS | | | | | | | | | | | | | | | | |
| CONSTRUCTION PRODUCTS | 4.93 | 133.8 | 135.3 | 134.9 | 134.3 | 133.7 | 131.1 | 133.0 | 131.3 | 129.6 | 130.8 | 130.8 | 130.1 | 129.6 | 128.6 | |
| MISC. INTERMEDIATE PRODUCTS | 7.33 | 128.7 | 129.4 | 128.1 | 127.5 | 129.0 | 127.4 | 126.3 | 127.4 | 127.5 | 128.2 | 127.9 | 128.6 | 128.2 | | |
| MATERIALS | | | | | | | | | | | | | | | | |
| DURABLE GOODS MATERIALS | 20.91 | 130.0 | 131.8 | 132.3 | 132.2 | 133.0 | 132.7 | 129.8 | 127.3 | 127.2 | 127.3 | 128.3 | 127.9 | 126.7 | 128.2 | |
| CONSUMER DURABLE PARTS | 4.75 | 127.6 | 128.6 | 129.9 | 128.2 | 128.4 | 121.0 | 113.0 | 109.3 | 110.6 | 112.5 | 114.7 | 113.5 | 113.8 | 116.5 | |
| EQUIPMENT PARTS | 4.41 | 119.3 | 122.3 | 122.1 | 122.7 | 125.8 | 125.4 | 123.9 | 122.6 | 121.6 | 120.1 | 122.5 | 122.1 | 121.2 | 122.5 | |
| DURABLE MATERIALS NEC. | 10.75 | 136.5 | 138.0 | 138.7 | 139.0 | 138.7 | 141.6 | 140.0 | 137.4 | 137.5 | 137.5 | 137.2 | 137.2 | 135.0 | 136.2 | |
| NONDURABLE GOODS MATERIALS | 14.00 | 129.2 | 130.6 | 130.3 | 130.1 | 130.7 | 129.2 | 131.1 | 131.1 | 131.9 | 131.9 | 130.9 | 131.5 | 131.1 | 131.2 | |
| TEXTILE, PAPER, & CHEM. MAT. | 8.58 | 139.9 | 142.4 | 141.9 | 141.4 | 142.4 | 140.1 | 143.4 | 141.7 | 143.1 | 143.9 | 143.3 | 143.7 | 144.0 | 143.9 | |
| NONDURABLE MATERIALS NEC. | 4.41 | 112.2 | 111.7 | 112.0 | 112.3 | 112.1 | 111.9 | 111.7 | 114.3 | 114.7 | 112.7 | 111.4 | 112.2 | 111.0 | 111.1 | |
| FUEL & POWER, INDUSTRIAL | 2.89 | 124.2 | 126.3 | 128.3 | 126.9 | 124.9 | 123.1 | 121.5 | 122.5 | 122.6 | 123.2 | 124.7 | 126.5 | 127.2 | 123.2 | |
| SUPPLEMENTARY GROUPS | | | | | | | | | | | | | | | | |
| HOME GOODS AND CLOTHING | 4.34 | 129.1 | 130.0 | 131.4 | 129.8 | 130.2 | 132.4 | 128.8 | 126.9 | 127.0 | 124.6 | 126.0 | 126.7 | 126.2 | 124.2 | |
| CONTAINERS | 1.82 | 139.9 | 140.5 | 139.8 | 141.2 | 142.3 | 141.0 | 144.4 | 144.3 | 151.4 | 147.0 | 141.5 | 141.9 | 141.4 | | |
| ENERGY, TOTAL | 11.21 | 130.7 | 132.4 | 132.7 | 132.9 | 131.3 | 127.1 | 125.1 | 125.9 | 125.4 | 127.7 | 128.3 | 129.3 | 128.5 | 129.4 | |

DATA FOR THE CURRENT MONTH ARE ESTIMATED. PREVIOUS MONTH DATA ARE PRELIMINARY.

INDUSTRIAL PRODUCTION

1967 = 100

SEASONALLY ADJUSTED

INDEXES, 1967=100

| SUMMARY GROUPINGS | 1973 | | | | 1974 | | GROSS VALUES IN BILLIONS OF 1963 DOLLARS, ANNUAL RATES | | | | | | | | | | | |
|--|-------|-------|-------|-------|-------|-------|---|-------|-------|-------|-------|-------|-------|--|--|--|--|--|
| | I | II | III | IV | I | II | 1973 | | | | 1974 | | | | | | | |
| | | | | | | | I | II | III | IV | I | II | | | | | | |
| TOTAL INDEX | 123.1 | 124.8 | 126.7 | 127.0 | 124.9 | 125.5 | 125.4 | | | | | | | | | | | |
| PRODUCTS, TOTAL | 121.3 | 122.9 | 124.1 | 124.5 | 122.7 | 123.5 | 123.3 | 445.1 | 449.2 | 449.5 | 452.8 | 444.0 | 448.1 | | | | | |
| FINAL PRODUCTS | 119.2 | 120.7 | 122.0 | 123.0 | 121.0 | 121.9 | 122.1 | 342.3 | 346.1 | 345.2 | 349.9 | 341.5 | 345.8 | | | | | |
| CONSUMER GOODS | 130.3 | 131.5 | 132.1 | 132.5 | 128.7 | 129.4 | 129.3 | 238.4 | 240.4 | 238.5 | 241.1 | 232.3 | 235.3 | | | | | |
| DURABLE CONSUMER GOODS | 138.1 | 141.3 | 138.2 | 136.8 | 127.7 | 132.4 | 130.1 | 73.0 | 74.6 | 72.3 | 71.3 | 64.4 | 67.6 | | | | | |
| AUTOMOTIVE PRODUCTS | 141.5 | 142.3 | 130.9 | 128.6 | 107.5 | 114.7 | 114.5 | 35.3 | 35.5 | 32.5 | 31.9 | 26.8 | 28.2 | | | | | |
| HOME GOODS | 136.2 | 140.7 | 142.3 | 140.2 | 139.1 | 141.9 | 139.0 | 37.7 | 39.1 | 39.8 | 39.0 | 38.4 | 39.3 | | | | | |
| NONDURABLE CONSUMER GOODS | 127.3 | 127.7 | 129.9 | 130.9 | 129.1 | 128.4 | 128.9 | 165.4 | 165.8 | 166.2 | 169.7 | 168.0 | 167.8 | | | | | |
| CLOTHING | 115.2 | 114.9 | 117.2 | 118.1 | 114.3 | 107.4 | 107.1 | 23.7 | 23.7 | 24.3 | 24.3 | 23.5 | 22.2 | | | | | |
| CONSUMER STAPLES (HOME GOODS AND CLOTHING) | 130.5 | 131.2 | 133.1 | 134.2 | 125.0 | 130.0 | 134.7 | 141.8 | 142.2 | 141.9 | 145.5 | 144.5 | 145.6 | | | | | |
| EQUIPMENT | 103.7 | 105.7 | 107.8 | 109.7 | 109.9 | 111.3 | 111.4 | 104.0 | 105.7 | 106.8 | 108.8 | 109.1 | 110.5 | | | | | |
| BUSINESS EQUIPMENT | 117.9 | 121.1 | 124.5 | 127.0 | 127.2 | 129.5 | 129.3 | 72.6 | 74.4 | 75.4 | 77.1 | 77.3 | 78.6 | | | | | |
| INDUSTRIAL EQUIPMENT | 114.4 | 118.8 | 122.4 | 125.0 | 126.2 | 128.7 | 129.9 | 32.2 | 33.6 | 34.5 | 35.2 | 35.4 | 36.2 | | | | | |
| COMMERCIAL, TRANSIT, FARM EQ. DEFENSE AND SPACE EQUIPMENT | 121.9 | 123.8 | 126.8 | 129.2 | 128.5 | 130.2 | 128.6 | 40.4 | 40.8 | 41.0 | 42.0 | 41.9 | 42.4 | | | | | |
| DEFENSE AND SPACE EQUIPMENT | 80.2 | 79.9 | 80.2 | 80.9 | 81.1 | 81.5 | 83.1 | 31.4 | 31.3 | 31.4 | 31.7 | 31.8 | 31.9 | | | | | |
| INTERMEDIATE PRODUCTS | 129.1 | 130.6 | 131.9 | 130.3 | 128.8 | 129.3 | 127.9 | 102.6 | 103.2 | 104.3 | 103.1 | 102.5 | 102.2 | | | | | |
| CONSTRUCTION PRODUCTS | 130.2 | 132.6 | 134.9 | 133.0 | 131.3 | 130.5 | 127.6 | 47.3 | 48.5 | 48.8 | 48.3 | 47.8 | 47.6 | | | | | |
| MISC. INTERMEDIATE PRODUCTS | 128.2 | 128.4 | 130.1 | 128.0 | 127.1 | 128.2 | 128.2 | 55.3 | 54.7 | 55.5 | 54.8 | 54.7 | 54.6 | | | | | |
| MATERIALS | 126.1 | 128.3 | 131.0 | 131.1 | 129.0 | 128.3 | 128.9 | 126.1 | 128.6 | 131.9 | 132.6 | 128.1 | 127.7 | | | | | |
| DURABLE GOODS MATERIALS | 126.1 | 128.6 | 131.9 | 132.6 | 128.1 | 127.7 | 128.3 | 127.0 | 128.9 | 130.4 | 130.0 | 131.3 | 131.4 | | | | | |
| NONDURABLE GOODS MATERIALS | 127.0 | 128.9 | 130.4 | 130.0 | 131.3 | 131.4 | 130.4 | 122.0 | 123.4 | 127.2 | 125.0 | 122.2 | 124.7 | | | | | |
| FUEL AND POWER, INDUSTRIAL | 122.0 | 123.4 | 127.2 | 125.0 | 122.2 | 124.7 | 126.0 | | | | | | | | | | | |
| MANUFACTURING | 122.5 | 124.8 | 126.3 | 126.7 | 124.8 | 125.5 | 125.1 | | | | | | | | | | | |
| DURABLE | 118.7 | 121.0 | 123.2 | 123.7 | 120.3 | 121.7 | 121.2 | | | | | | | | | | | |
| NONDURABLE | 128.0 | 129.0 | 130.7 | 131.0 | 131.3 | 130.7 | 130.7 | | | | | | | | | | | |
| MINING AND UTILITIES | 127.5 | 127.3 | 130.8 | 129.7 | 126.5 | 128.0 | 128.6 | | | | | | | | | | | |
| MINING | 109.4 | 109.2 | 111.4 | 111.2 | 111.3 | 111.0 | | | | | | | | | | | | |
| UTILITIES | 150.3 | 149.9 | 155.1 | 152.8 | 145.8 | 149.5 | | | | | | | | | | | | |

GROSS VALUES IN BILLIONS
OF 1963 DOLLARS, ANNUAL RATES

| MAJOR MARKET GROUPINGS | 1943 D L- LARS | 1973 | | | | | | 1974 | | | | | | | |
|--|----------------------|--------------|-------|-------|-------|-------|-------|-------|-------|-------|-------|-------|-------|-------|-------|
| | | 1973 AVG. | AUG. | SEP. | OCT. | NOV. | DEC. | JAN. | FEB. | MAR. | APR. | MAY | JUNE | JULY | AUG. |
| PRODUCTS, TOTAL | 284.3 | 449.8 | 446.0 | 449.8 | 452.4 | 456.9 | 449.1 | 445.6 | 442.4 | 444.0 | 445.3 | 449.5 | 449.5 | 448.8 | 444.2 |
| FINAL PRODUCTS | 221.4 | 346.1 | 341.8 | 346.2 | 349.8 | 353.2 | 346.9 | 342.3 | 339.9 | 342.3 | 342.8 | 347.2 | 347.3 | 346.7 | 342.7 |
| CONSUMER GOODS | 154.3 | 239.7 | 235.4 | 239.0 | 241.7 | 243.7 | 237.8 | 233.5 | 230.6 | 232.8 | 233.8 | 235.9 | 236.1 | 235.3 | 235.5 |
| DURABLE CONSUMER GOODS | 44.5 | 72.8 | 68.9 | 72.7 | 72.1 | 72.6 | 69.1 | 64.7 | 63.8 | 64.7 | 66.9 | 67.9 | 67.9 | 67.9 | 67.2 |
| AUTOMOTIVE PRODUCTS | 24.1 | 34.0 | 29.7 | 32.2 | 32.7 | 33.4 | 29.6 | 26.2 | 25.7 | 26.1 | 27.9 | 28.5 | 28.2 | 28.5 | 28.7 |
| HOME GOODS | 20.5 | 38.8 | 39.3 | 40.5 | 39.4 | 39.2 | 38.4 | 38.6 | 38.1 | 38.6 | 38.9 | 39.5 | 39.7 | 39.4 | 38.5 |
| NONDURABLE CONSUMER GDS | 111.8 | 166.9 | 166.5 | 166.3 | 169.4 | 170.9 | 168.6 | 168.9 | 166.9 | 168.3 | 167.3 | 167.9 | 168.3 | 167.4 | 168.2 |
| CLOTHING | 18.1 | 24.0 | 24.2 | 24.4 | 24.1 | 24.2 | 24.6 | 23.8 | 23.5 | 23.1 | 22.0 | 22.1 | 22.6 | | |
| CONSUMER STAPLES (HOME GOODS & CLOTHING) | 93.7 | 142.9 | 142.3 | 141.9 | 145.5 | 146.8 | 144.1 | 145.0 | 143.5 | 145.1 | 145.3 | 145.8 | 145.7 | 145.0 | 145.9 |
| (MISC. HOME GOODS & CLOTHING) | 38.6 | 62.7 | 63.5 | 64.9 | 63.4 | 63.4 | 64.1 | 62.4 | 61.6 | 61.6 | 60.8 | 61.5 | 62.3 | 61.8 | 60.9 |
| EQUIPMENT | 65.3 | 106.4 | 106.6 | 107.3 | 108.0 | 109.5 | 109.0 | 108.9 | 109.1 | 109.4 | 108.9 | 111.2 | 111.3 | 111.2 | 107.5 |
| BUSINESS EQUIPMENT | 44.1 | 75.0 | 75.5 | 76.0 | 76.6 | 77.9 | 76.9 | 77.1 | 77.4 | 77.6 | 77.4 | 79.1 | 79.4 | 78.9 | 76.7 |
| INDUSTRIAL EQUIPMENT | 20.3 | 33.8 | 34.7 | 34.7 | 35.0 | 35.4 | 35.2 | 35.1 | 35.4 | 35.6 | 35.8 | 36.4 | 36.3 | 36.4 | 36.6 |
| COMM. TRANSIT, FARM EQ DEFENSE & SPACE EQUIP. | 10.8 | 41.1 | 40.7 | 41.4 | 41.7 | 42.5 | 41.7 | 42.0 | 41.7 | 42.0 | 41.6 | 42.7 | 43.1 | 42.5 | 40.1 |
| DEFENSE & SPACE EQUIP. | 25.2 | 31.5 | 31.1 | 31.3 | 31.4 | 31.7 | 32.1 | 31.8 | 31.7 | 31.7 | 31.6 | 32.2 | 32.0 | 32.4 | 30.8 |
| INTERMEDIATE PRODUCTS | 44.9 | 103.7 | 104.6 | 103.5 | 103.1 | 103.6 | 102.5 | 103.1 | 102.6 | 101.9 | 102.5 | 102.2 | 102.1 | 102.3 | 101.7 |
| CONSTRUCTION PRODUCTS | 31.4 | 48.6 | 49.3 | 49.0 | 48.8 | 48.5 | 47.6 | 48.4 | 47.8 | 47.3 | 47.8 | 47.7 | 47.4 | 47.3 | 47.0 |
| MISC. INTERMEDIATE PROD. | 37.5 | 55.1 | 55.4 | 54.5 | 54.3 | 55.2 | 54.9 | 54.6 | 54.8 | 54.6 | 54.6 | 54.5 | 54.7 | 54.9 | |

8
INDUSTRIAL PRODUCTION
1967 = 100
NOT SEASONALLY ADJUSTED

| MAJOR MARKET GROUPINGS | 1967 PRO-PORTION | 1973 AVG. | 1973 | | | | | 1974 | | | | | | | |
|------------------------------|------------------|-----------|-------|-------|-------|-------|-------|-------|-------|-------|-------|-------|-------|-------|-------|
| | | | AUG. | SEP. | OCT. | NOV. | DEC. | JAN. | FEB. | MAR. | APR. | MAY | JUNE | JULY | AUG. |
| TOTAL INDEX | 100.00 | 125.6 | 126.7 | 131.0 | 130.4 | 127.9 | 127.7 | 122.2 | 124.9 | 126.2 | 125.4 | 126.5 | 130.1 | 122.8 | 125.7 |
| PRODUCTS, TOTAL | 67.21 | 123.4 | 125.1 | 130.6 | 129.1 | 125.4 | 118.8 | 118.9 | 121.7 | 123.1 | 122.0 | 123.2 | 128.0 | 122.1 | 124.7 |
| FINAL PRODUCTS | 48.94 | 121.3 | 122.2 | 128.6 | 127.2 | 123.4 | 116.8 | 118.1 | 120.6 | 121.6 | 119.9 | 121.2 | 126.2 | 120.0 | 122.3 |
| CONSUMER GOODS | 28.53 | 131.7 | 134.1 | 141.8 | 139.2 | 132.8 | 122.8 | 125.2 | 127.9 | 129.0 | 127.2 | 127.7 | 134.4 | 127.1 | 132.8 |
| EQUIPMENT | 20.42 | 106.7 | 105.7 | 110.3 | 110.3 | 110.2 | 108.4 | 108.2 | 110.3 | 111.3 | 109.8 | 112.0 | 114.7 | 110.2 | 107.7 |
| INTERMEDIATE PRODUCTS | 11.27 | 131.0 | 135.5 | 137.6 | 136.7 | 132.8 | 126.0 | 122.0 | 125.7 | 128.4 | 129.9 | 130.8 | 134.6 | 129.7 | 133.7 |
| MATERIALS | 37.79 | 129.3 | 129.2 | 131.8 | 132.5 | 132.0 | 129.0 | 127.5 | 130.1 | 131.3 | 130.9 | 131.9 | 133.6 | 124.0 | 127.3 |
| CONSUMER GOODS | | | | | | | | | | | | | | | |
| DURABLE CONSUMER GOODS | 7.86 | 138.9 | 126.9 | 146.7 | 149.6 | 142.7 | 122.9 | 124.6 | 129.1 | 130.6 | 131.1 | 132.5 | 138.6 | 121.7 | 123.8 |
| AUTOMOTIVE PRODUCTS | 2.84 | 136.6 | 100.5 | 136.6 | 146.6 | 140.2 | 102.6 | 104.2 | 111.2 | 113.2 | 118.4 | 119.8 | 125.7 | 101.2 | 96.2 |
| AUTOS | 1.87 | 125.4 | 69.1 | 121.9 | 140.3 | 135.4 | 83.4 | 93.2 | 95.0 | 94.9 | 103.6 | 106.8 | 111.1 | 80.1 | 69.1 |
| AUTO PARTS & ALLIED GOODS | .97 | 158.2 | 160.8 | 164.9 | 158.6 | 149.4 | 139.4 | 136.9 | 142.2 | 148.3 | 147.0 | 144.7 | 153.9 | 141.7 | 148.1 |
| HOME GOODS | 4.02 | 140.1 | 141.8 | 151.7 | 151.3 | 144.1 | 134.4 | 135.4 | 139.2 | 140.5 | 138.2 | 139.8 | 145.9 | 133.3 | 139.4 |
| APPLIANCES, TV, HOME AUDIO | 1.41 | 144.6 | 135.0 | 161.8 | 165.5 | 143.4 | 124.8 | 137.6 | 139.5 | 141.2 | 134.0 | 134.3 | 140.9 | 125.7 | |
| APPLIANCES AND A/C | .92 | 157.8 | 134.1 | 168.7 | 176.5 | 155.6 | 137.4 | 154.4 | 155.9 | 158.1 | 155.3 | 153.7 | 165.0 | 152.2 | |
| TV AND HOME AUDIO | .49 | 119.8 | | | | | | | | | | | | | |
| CARPETING AND FURNITURE | 1.08 | 149.8 | 156.5 | 159.1 | 156.2 | 156.2 | 151.2 | 152.3 | 158.8 | 158.1 | 156.6 | 153.5 | 161.3 | 138.5 | |
| MISC. HOME GOODS | 2.53 | 133.5 | 139.3 | 143.0 | 141.2 | 139.4 | 132.6 | 126.9 | 130.7 | 132.5 | 132.7 | 136.9 | 142.2 | 135.3 | 141.0 |
| NONDURABLE CONSUMER GOODS | 20.66 | 129.0 | 136.8 | 140.1 | 135.2 | 129.1 | 122.8 | 125.0 | 127.4 | 128.4 | 125.7 | 125.8 | 132.7 | 129.1 | 136.2 |
| CLOTHING | 4.32 | 116.2 | 121.7 | 124.3 | 121.5 | 115.0 | 108.3 | 109.7 | 117.8 | 118.4 | 113.1 | 108.1 | 114.0 | | |
| CONSUMER STAPLES | 14.34 | 132.4 | 140.8 | 144.3 | 138.8 | 132.8 | 126.6 | 129.0 | 129.9 | 131.0 | 129.1 | 130.5 | 137.6 | 137.9 | 142.8 |
| CONSUMER FOODS AND TOBACCO | 4.37 | 122.1 | 128.0 | 133.2 | 130.0 | 125.7 | 116.6 | 119.8 | 121.2 | 123.1 | 121.8 | 124.3 | 129.5 | 124.4 | 132.5 |
| NONFOOD STAPLES | 7.97 | 143.2 | 154.3 | 156.0 | 148.0 | 140.3 | 137.0 | 138.6 | 139.1 | 139.2 | 136.7 | 137.2 | 146.1 | 152.0 | 153.6 |
| CONSUMER CHEMICAL PROD. | 2.64 | 153.3 | 157.5 | 166.4 | 164.9 | 154.7 | 145.7 | 148.3 | 152.6 | 157.9 | 156.3 | 158.1 | 166.0 | 157.2 | |
| CONSUMER PAPER PRODUCTS | 1.91 | 121.3 | 133.2 | 132.1 | 126.5 | 122.7 | 114.4 | 112.7 | 116.7 | 115.9 | 118.2 | 121.1 | 127.4 | 132.8 | |
| CONSUMER FUEL & LIGHTING | 7.42 | 147.5 | 163.6 | 161.4 | 147.0 | 138.9 | 142.9 | 145.6 | 141.2 | 137.7 | 131.8 | 130.0 | 141.2 | 158.6 | |
| RESIDENTIAL UTILITIES | 2.25 | 157.0 | 178.9 | 177.5 | 154.9 | 144.4 | 151.4 | 158.7 | 154.2 | 149.8 | 136.4 | 132.4 | 147.2 | | |
| EQUIPMENT | | | | | | | | | | | | | | | |
| BUSINESS EQUIPMENT | 17.74 | 122.6 | 121.9 | 128.6 | 128.5 | 127.5 | 123.5 | 124.3 | 128.1 | 129.3 | 127.8 | 130.0 | 134.3 | 127.4 | 126.0 |
| INDUSTRIAL EQUIPMENT | 4.78 | 120.1 | 121.0 | 126.1 | 126.0 | 125.3 | 123.3 | 122.7 | 127.5 | 128.7 | 127.0 | 128.2 | 131.8 | 126.3 | 128.8 |
| BUILDING AND MINING EQUIP. | 1.46 | 120.4 | 119.3 | 128.3 | 126.7 | 127.0 | 128.3 | 124.6 | 132.9 | 133.6 | 130.8 | 131.4 | 137.2 | 131.8 | 132.8 |
| MANUFACTURING EQUIPMENT | 7.85 | 113.0 | 115.7 | 118.4 | 118.5 | 119.0 | 116.4 | 116.9 | 121.8 | 123.5 | 122.0 | 123.5 | 126.5 | 117.9 | 123.8 |
| POWER EQUIPMENT | 1.47 | 138.4 | 136.7 | 143.7 | 145.1 | 140.1 | 136.2 | 136.1 | 137.0 | 137.3 | 136.3 | 137.3 | 140.5 | 142.8 | 139.1 |
| COMMERCIAL, TRANSIT, FARM EQ | 5.97 | 125.5 | 122.9 | 131.5 | 131.3 | 130.0 | 123.8 | 126.2 | 128.8 | 129.9 | 128.8 | 131.9 | 137.2 | 128.6 | 122.8 |
| COMMERCIAL EQUIPMENT | 7.30 | 135.0 | 140.4 | 144.7 | 141.8 | 140.6 | 134.7 | 133.5 | 137.6 | 136.9 | 138.0 | 141.5 | 149.1 | 144.9 | 141.9 |
| TRANSIT EQUIPMENT | 2.00 | 109.7 | 96.8 | 108.0 | 115.5 | 114.4 | 105.0 | 112.8 | 112.2 | 114.1 | 110.0 | 112.4 | 114.5 | 104.8 | 92.3 |
| FARM EQUIPMENT | .67 | 125.1 | 113.9 | 136.3 | 126.5 | 124.1 | 125.8 | 129.8 | 135.2 | 142.7 | 139.1 | 142.6 | 146.6 | 119.5 | |
| DEFENSE AND SPACE EQUIPMENT | 7.67 | 80.4 | 78.8 | 79.9 | 80.1 | 81.4 | 83.4 | 81.4 | 80.8 | 81.3 | 80.0 | 82.0 | 82.2 | 81.6 | 77.3 |
| MILITARY PRODUCTS | 4.15 | 80.5 | 78.4 | 79.0 | 79.0 | 80.2 | 81.9 | 80.8 | 80.1 | 80.8 | 79.7 | 81.4 | 80.9 | 80.9 | 80.6 |
| INTERMEDIATE PRODUCTS | | | | | | | | | | | | | | | |
| CONSTRUCTION PRODUCTS | 5.93 | 133.8 | 136.0 | 139.8 | 140.1 | 136.4 | 128.9 | 123.7 | 128.9 | 132.1 | 134.9 | 136.3 | 138.6 | 129.6 | 133.1 |
| MISC. INTERMEDIATE PRODUCTS | 7.33 | 128.7 | 135.0 | 135.9 | 131.0 | 129.9 | 123.7 | 120.6 | 123.1 | 125.5 | 125.8 | 126.3 | 131.4 | 129.7 | |
| MATERIALS | | | | | | | | | | | | | | | |
| DURABLE GOODS MATERIALS | 20.91 | 130.0 | 128.9 | 133.4 | 132.9 | 132.6 | 130.4 | 124.8 | 129.2 | 131.1 | 130.6 | 132.3 | 135.4 | 124.5 | 125.6 |
| CONSUMER DURABLE PARTS | 4.75 | 127.6 | 122.9 | 128.7 | 129.9 | 130.1 | 124.1 | 115.8 | 112.7 | 113.7 | 113.4 | 117.6 | 121.2 | 110.4 | 111.4 |
| EQUIPMENT PARTS | 4.41 | 119.7 | 119.4 | 123.3 | 122.3 | 124.7 | 126.0 | 123.0 | 124.4 | 125.9 | 123.9 | 125.0 | 128.6 | 123.3 | 119.6 |
| DURABLE MATERIALS NEC | 10.75 | 136.5 | 136.3 | 140.6 | 139.6 | 137.7 | 135.4 | 133.6 | 139.0 | 141.5 | 141.6 | 142.5 | 145.1 | 131.4 | 134.8 |
| NONDURABLE GOODS MATERIALS | 14.00 | 129.2 | 130.1 | 130.4 | 133.1 | 132.4 | 127.9 | 129.3 | 132.7 | 133.3 | 132.8 | 132.9 | 132.9 | 124.1 | 130.7 |
| TEXTILE, PAPER, & CHEM. MAT. | 8.58 | 139.9 | 141.3 | 141.8 | 144.4 | 144.0 | 138.0 | 141.0 | 145.0 | 146.0 | 146.1 | 146.2 | 145.7 | 133.8 | 142.7 |
| NONDURABLE MATERIALS NEC | 5.41 | 112.2 | 112.4 | 112.4 | 115.3 | 114.0 | 111.9 | 110.8 | 113.2 | 113.2 | 111.6 | 111.7 | 112.6 | 108.7 | 111.8 |
| FUEL & POWER, INDUSTRIAL | 7.89 | 124.2 | 126.6 | 127.3 | 127.2 | 125.6 | 124.5 | 123.4 | 124.2 | 123.5 | 123.6 | 124.6 | 124.5 | 120.3 | 123.6 |
| SUPPLEMENTARY GROUPS | | | | | | | | | | | | | | | |
| HOME GOODS AND CLOTHING | 0.34 | 129.1 | 132.5 | 139.1 | 137.5 | 130.6 | 122.3 | 123.5 | 129.3 | 130.3 | 126.6 | 125.1 | 131.2 | 116.0 | 126.4 |
| CONTAINERS | 1.82 | 139.9 | 144.6 | 142.9 | 149.8 | 141.4 | 130.6 | 140.1 | 146.0 | 148.7 | 147.3 | 144.5 | 146.3 | 137.3 | |
| ENERGY, TOTAL | 11.21 | 130.7 | 138.4 | 137.7 | 131.8 | 128.0 | 127.5 | 127.9 | 126.9 | 124.9 | 122.8 | 122.8 | 127.4 | 132.5 | 135.4 |

DATA FOR THE CURRENT MONTH ARE ESTIMATED. PREVIOUS MONTH DATA ARE PRELIMINARY.

INDUSTRIAL PRODUCTION

1967 = 100

NOT SEASONALLY ADJUSTED

| MAJOR INDUSTRY GROUPINGS | SIC CODE | 1967 PRO-PORTION | 1973 AVG. | 1973 | | | | | 1974 | | | | | | | |
|--------------------------------|----------|------------------|-----------|-------|-------|-------|-------|-------|-------|-------|-------|-------|-------|-------|-------|-------|
| | | | | AUG. | SEP. | OCT. | NOV. | DEC. | JAN. | FEB. | MAR. | APR. | MAY | JUNE | JULY | AUG. |
| MANUFACTURING | | 88.55 | 125.1 | 125.3 | 130.2 | 130.2 | 128.0 | 122.1 | 121.5 | 124.7 | 126.0 | 125.8 | 127.0 | 130.2 | 121.9 | 124.4 |
| DURABLE | | 59.33 | 122.0 | 119.3 | 125.9 | 124.3 | 125.0 | 119.8 | 118.5 | 121.2 | 122.8 | 122.5 | 123.9 | 127.0 | 118.5 | 117.5 |
| NONDURABLE | | 34.22 | 129.7 | 133.9 | 136.4 | 135.9 | 132.4 | 125.4 | 125.9 | 129.7 | 130.7 | 130.7 | 131.3 | 134.8 | 126.8 | 134.3 |
| MINING AND UTILITIES | | 11.45 | 129.0 | 137.2 | 137.1 | 131.2 | 127.3 | 126.8 | 126.9 | 126.1 | 125.1 | 122.7 | 123.8 | 127.7 | 131.4 | 134.2 |
| MINING | | 4.38 | 110.3 | 112.3 | 112.5 | 112.9 | 111.9 | 111.3 | 108.4 | 110.2 | 109.8 | 110.4 | 112.6 | 111.4 | 107.5 | 108.7 |
| UTILITIES | | 6.07 | 152.6 | 168.4 | 168.0 | 154.3 | 146.7 | 146.4 | 150.1 | 146.1 | 144.3 | 138.1 | 137.8 | 148.2 | 161.4 | 166.3 |
| DURABLE MANUFACTURES | | | | | | | | | | | | | | | | |
| PRIMARY & FABRICATED METALS | | 12.54 | 128.7 | 125.5 | 131.3 | 130.3 | 130.3 | 128.9 | 127.5 | 131.0 | 133.6 | 132.3 | 132.7 | 135.9 | 122.2 | 123.5 |
| PRIMARY METALS | 33 | 4.61 | 127.0 | 121.6 | 129.5 | 125.9 | 126.1 | 128.0 | 127.0 | 129.2 | 133.9 | 132.8 | 131.6 | 136.6 | 115.7 | 121.2 |
| IRON & STEEL, SURTOT | 331.2 | 4.23 | 121.7 | 117.1 | 125.6 | 118.4 | 120.5 | 124.5 | 121.7 | 121.8 | 128.0 | 125.0 | 125.1 | 130.3 | 114.5 | 119.7 |
| FABRICATED METAL PROD. | 34 | 4.93 | 130.5 | 129.8 | 133.3 | 135.3 | 135.0 | 130.0 | 128.1 | 132.9 | 133.3 | 131.7 | 133.9 | 135.2 | 129.3 | 126.1 |
| MACHINERY AND ALLIED GOODS | | 37.44 | 117.3 | 113.0 | 121.2 | 122.1 | 120.9 | 115.0 | 114.0 | 115.8 | 116.8 | 116.4 | 118.7 | 121.5 | 114.9 | 111.6 |
| MACHINERY | | 17.40 | 125.8 | 125.8 | 133.0 | 132.0 | 130.4 | 126.8 | 126.4 | 129.7 | 130.6 | 129.2 | 130.7 | 135.3 | 128.9 | 124.9 |
| NONELECTRICAL MACH. | 35 | 9.17 | 125.0 | 126.3 | 132.2 | 129.6 | 129.1 | 126.7 | 126.8 | 132.3 | 133.3 | 132.3 | 134.5 | 139.8 | 134.7 | 131.0 |
| ELECTRICAL MACHINERY | 36 | 4.22 | 126.8 | 125.2 | 134.0 | 134.8 | 131.8 | 126.9 | 125.9 | 126.7 | 127.6 | 125.7 | 126.4 | 130.4 | 122.4 | 118.1 |
| TRANSPORTATION EQUIP. | 37 | 9.29 | 109.1 | 94.0 | 108.3 | 113.7 | 112.3 | 98.3 | 97.0 | 97.1 | 98.1 | 99.9 | 103.0 | 103.0 | 92.9 | 88.3 |
| MOTOR VEHICLES & PTS. | 371 | 4.56 | 138.1 | 108.5 | 135.2 | 145.8 | 142.6 | 115.3 | 116.5 | 115.6 | 115.3 | 119.9 | 124.1 | 123.7 | 106.5 | 96.3 |
| AEROSPACE & MISC TR EQ | 1) | 4.73 | 81.2 | 80.1 | 82.4 | 82.7 | 83.1 | 82.0 | 78.2 | 79.2 | 81.5 | 80.7 | 82.6 | 83.1 | 79.7 | 80.5 |
| INSTRUMENTS | 38 | 7.07 | 138.3 | 143.9 | 147.4 | 145.4 | 144.2 | 141.3 | 136.7 | 138.7 | 140.4 | 139.3 | 144.6 | 150.6 | 146.7 | 150.5 |
| ORDNANCE, PVT. & GOVT. | 2) | 3.69 | 85.7 | 82.8 | 83.4 | 83.2 | 84.4 | 86.5 | 85.7 | 84.5 | 85.6 | 84.3 | 86.3 | 86.7 | 86.5 | 86.2 |
| LUMBER, CLAY, AND GLASS | | 4.44 | 129.1 | 134.9 | 134.5 | 136.1 | 129.3 | 120.5 | 117.6 | 123.3 | 126.8 | 131.3 | 130.4 | 132.9 | 126.8 | 130.5 |
| LUMBER AND PRODUCTS | 24 | 1.65 | 127.9 | 132.8 | 134.4 | 133.1 | 125.3 | 118.7 | 114.1 | 127.0 | 128.6 | 132.5 | 127.9 | 131.2 | 123.5 | |
| CLAY, GLASS, STONE PROD. | 32 | 2.79 | 129.8 | 136.2 | 134.6 | 137.8 | 131.7 | 121.6 | 119.7 | 121.1 | 125.7 | 130.6 | 131.9 | 133.9 | 128.8 | |
| FURNITURE AND MISCELLANEOUS | | 7.90 | 135.1 | 138.9 | 142.9 | 140.5 | 140.7 | 133.9 | 131.1 | 136.7 | 137.3 | 136.1 | 135.4 | 140.7 | 129.8 | 137.7 |
| FURNITURE AND FIXTURES | 25 | 1.38 | 126.1 | 128.7 | 131.7 | 130.1 | 131.7 | 126.1 | 126.8 | 131.9 | 131.5 | 129.2 | 126.1 | 131.1 | 116.1 | |
| MISCELLANEOUS WFRS. | 39 | 1.52 | 143.2 | 148.2 | 153.1 | 150.0 | 148.9 | 140.9 | 135.0 | 141.2 | 142.6 | 142.4 | 143.9 | 149.4 | 142.2 | |
| NONDURABLE MANUFACTURES | | | | | | | | | | | | | | | | |
| TEXTILES, APPAREL, & LEATHER | | 4.90 | 115.0 | 120.0 | 121.7 | 120.1 | 115.8 | 108.7 | 111.4 | 117.6 | 118.0 | 113.2 | 110.7 | 114.7 | 96.7 | 113.1 |
| TEXTILE MILL PRODUCTS | 22 | 2.69 | 127.3 | 133.6 | 133.2 | 132.8 | 129.4 | 119.9 | 124.4 | 129.5 | 132.7 | 129.1 | 127.1 | 132.0 | 108.5 | |
| APPAREL PRODUCTS | 23 | 7.33 | 113.2 | 118.1 | 121.7 | 118.6 | 113.3 | 107.4 | 110.0 | 115.9 | 113.9 | 109.5 | 105.0 | 109.4 | | |
| LEATHER AND PRODUCTS | 31 | .88 | 83.7 | 85.5 | 86.7 | 87.0 | 83.5 | 79.0 | 77.0 | 87.2 | 87.8 | 78.5 | 82.1 | 82.1 | 62.5 | |
| PAPER AND PRINTING | | 7.92 | 122.2 | 128.4 | 127.1 | 127.9 | 124.2 | 114.4 | 114.4 | 119.5 | 121.2 | 123.0 | 123.1 | 126.4 | 122.8 | 128.7 |
| PAPER AND PRODUCTS | 26 | 7.18 | 135.4 | 136.7 | 133.0 | 142.3 | 138.7 | 125.8 | 135.6 | 141.0 | 143.4 | 142.2 | 138.9 | 139.8 | 129.0 | |
| PRINTING AND PUBLISHING | 27 | 4.74 | 113.2 | 122.8 | 123.1 | 118.2 | 114.4 | 106.8 | 100.1 | 105.0 | 106.3 | 110.1 | 112.5 | 117.4 | 118.6 | 124.4 |
| CHEMICALS, PETROLEUM, RUBBER | | 11.92 | 149.3 | 151.3 | 154.8 | 155.2 | 152.2 | 148.0 | 146.5 | 150.1 | 151.4 | 154.0 | 155.1 | 157.1 | 149.2 | 153.9 |
| CHEMICALS AND PRODUCTS | 28 | 7.86 | 150.2 | 152.6 | 157.0 | 155.8 | 152.2 | 148.9 | 148.2 | 152.5 | 153.6 | 157.3 | 158.2 | 161.4 | 154.8 | 157.7 |
| PETROLEUM PRODUCTS | 29 | 1.80 | 127.4 | 133.2 | 130.4 | 132.1 | 129.4 | 125.6 | 117.2 | 113.9 | 113.5 | 121.3 | 124.6 | 128.3 | 131.4 | 131.6 |
| RUBBER & PLAST. PROD. | 30 | 2.26 | 163.8 | 161.2 | 166.5 | 171.5 | 170.4 | 162.6 | 164.0 | 170.5 | 174.1 | 168.3 | 168.6 | 165.2 | 144.0 | |
| FOODS AND TOBACCO | | 9.48 | 121.9 | 126.6 | 131.7 | 129.9 | 126.3 | 118.2 | 120.3 | 121.4 | 121.8 | 120.6 | 123.1 | 128.5 | 124.1 | 130.1 |
| FOODS | 20 | 4.81 | 122.7 | 127.2 | 132.9 | 130.5 | 127.0 | 120.6 | 120.9 | 121.9 | 122.7 | 122.2 | 124.2 | 129.4 | 126.0 | 130.9 |
| TOBACCO PRODUCTS | 21 | .67 | 110.7 | 118.5 | 115.9 | 122.5 | 116.7 | 117.4 | 113.1 | 115.3 | 110.6 | 100.1 | 108.3 | 116.2 | | |
| MINING | | | | | | | | | | | | | | | | |
| METAL, STONE & EARTH MINERALS | | 1.27 | 118.1 | 125.5 | 126.2 | 125.3 | 119.2 | 116.8 | 107.8 | 107.8 | 111.7 | 117.0 | 127.5 | 125.8 | 114.6 | 113.1 |
| METAL MINING | 10 | .51 | 130.8 | 139.7 | 143.4 | 138.7 | 124.7 | 121.4 | 118.3 | 120.8 | 123.5 | 126.1 | 144.6 | 142.8 | 122.6 | |
| STONE AND EARTH MINERALS | 14 | .76 | 109.5 | 115.8 | 114.4 | 116.2 | 115.5 | 113.6 | 100.7 | 98.9 | 103.6 | 110.9 | 115.9 | 114.2 | 109.1 | |
| COAL, OIL, AND GAS | | 4.11 | 108.3 | 109.0 | 109.1 | 109.8 | 110.1 | 109.9 | 108.5 | 110.8 | 109.3 | 108.8 | 108.9 | 107.8 | 105.8 | 107.6 |
| COAL | 11,12 | .69 | 104.4 | 110.8 | 112.7 | 110.1 | 106.4 | 109.7 | 107.5 | 113.0 | 113.2 | 112.3 | 114.6 | 110.0 | 97.8 | 107.2 |
| OIL AND GAS EXTRACTION | 13 | 4.42 | 108.9 | 108.7 | 108.5 | 109.8 | 110.7 | 109.9 | 108.6 | 110.5 | 108.7 | 108.3 | 108.0 | 107.5 | 107.0 | 107.6 |
| UTILITIES | | | | | | | | | | | | | | | | |
| ELECTRIC | | 7.90 | 161.1 | 181.5 | 181.0 | 163.0 | 153.1 | 154.0 | 159.7 | 154.8 | 152.4 | 144.5 | 144.2 | 157.3 | | |
| GAS | | 1.17 | 124.2 | | | | | | | | | | | | | |

1) 372-5.9
2) 19.91PT.

