



WEEKLY BUSINESS STATISTICS

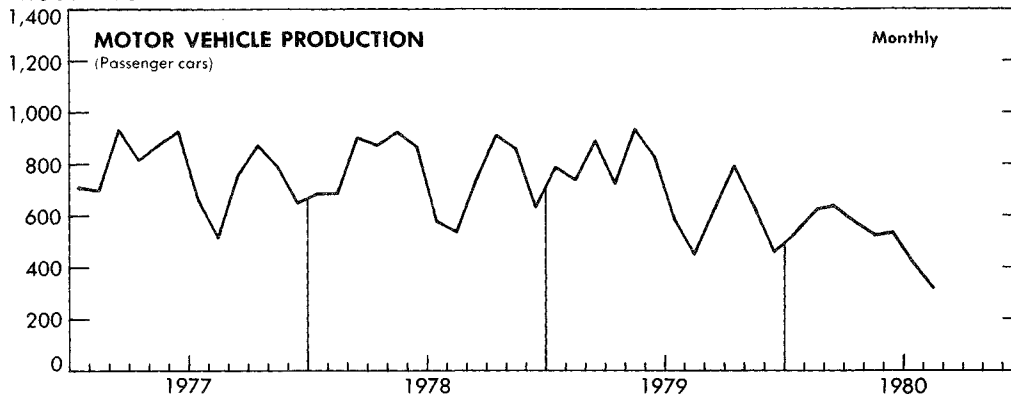


October 3, 1980

Annual Subscription: domestic, \$22.00; foreign, \$27.50 (no single copies sold). Order from Superintendent of Documents, U.S. Government Printing Office, Washington, D.C. 20402.

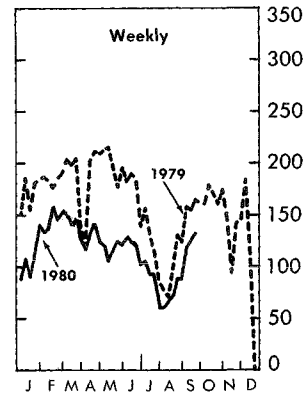
U.S. DEPARTMENT OF COMMERCE/BUREAU OF ECONOMIC ANALYSIS

THOUSANDS

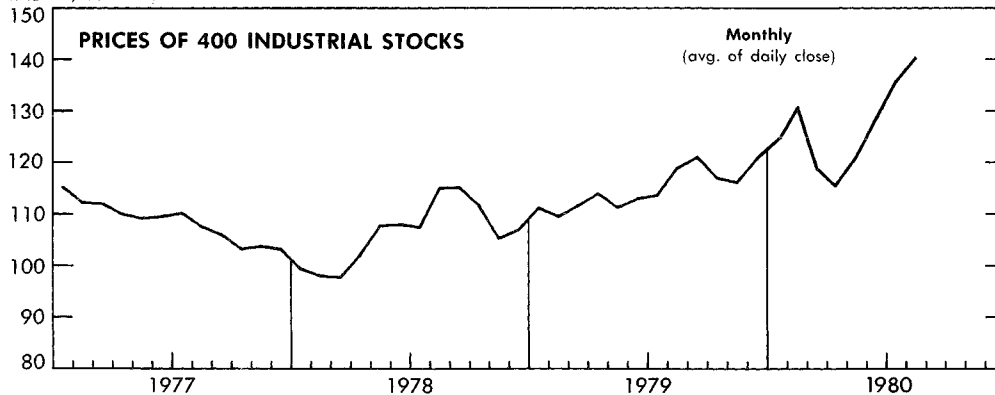


Data: Motor Vehicle Mfgs. Assn. of the United States, Inc.

THOUSANDS

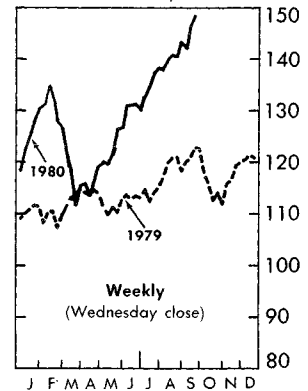


INDEX, 1941-43=10

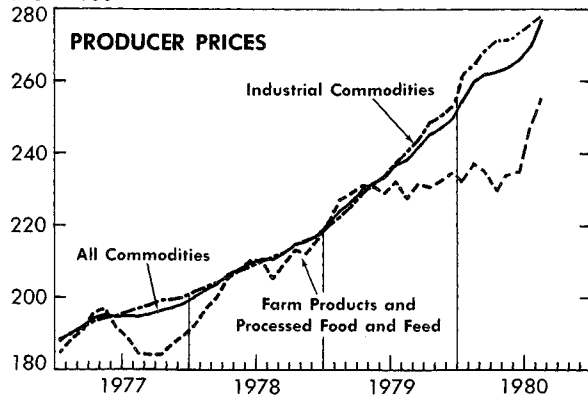


Data: Stand & Poor's Corp.

INDEX, 1941-43=10

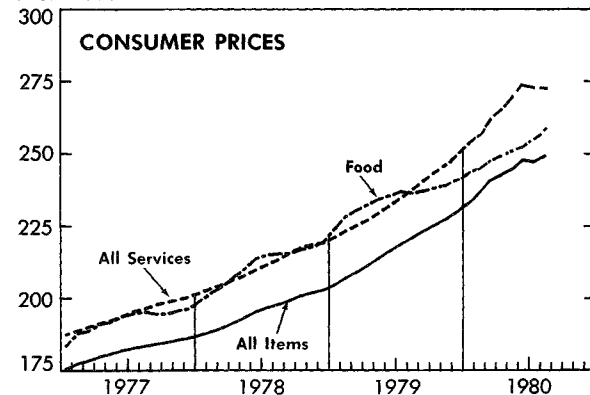


1967=100



Data: U.S. Dept. of Labor

1967=100



Data: U.S. Dept. of Labor

WEEKLY BUSINESS STATISTICS updates selected data that are published monthly in the **SURVEY OF CURRENT BUSINESS**.

WEEKLY BUSINESS STATISTICS¹

ITEM	1979		1980			
	Sept. 22	Sept. 29	Sept. 6	Sept. 13	Sept. 20	Sept. 27
SPOT MARKET PRICES, 22 COMMODITIES ^{2/}1967=100..	281.6	279.4	291.3	292.5	292.9	294.7
9 Foodstuffs.....do....	261.8	256.8	281.5	285.5	285.6	288.3
13 Raw industrials.....do....	296.0	296.1	298.2	297.4	297.9	299.1
INITIAL UNEMPLOYMENT CLAIMS, State programs.....thous..	310	303	374	414	382
INSURED UNEMPLOYMENT, all programs.....do....	2,135	2,099	4,008	4,168
State programs (50 States, D.C., and Puerto Rico).....do....	1,992	1,959	3,252	3,121
FAILURES, INDUST. AND COMMERCIAL (Dun & Bradstreet).....number..	134	162	125	273	278	202
FINANCE:						
Currency in circulation ^{3/}mil. \$..	119,236	118,642	129,560	130,209	130,088	e129,417
Federal Reserve bank credit outstanding, total ^{3/}do....	133,736	134,113	139,555	139,130	139,879	140,272
Member bank reserve balances ^{3/}do....	40,918	41,545	41,099	40,291	40,719	41,712
Excess reserves, estimated ^{3/}do....	197	26	489	239	304	114
Assets and liabilities of large commercial banks: ^{4/}						
Demand deposits, adjusted.....do....	100,524	99,825	108,987	110,851
Savings deposits.....do....	76,701	76,076	75,910	75,880
Loans and investments, gross adjusted, total.....do....	494,184	490,509	519,251	519,279
U.S. Government obligations.....do....	35,976	35,717	40,283	39,250
Commercial and industrial loans (gross).....do....	151,476	151,717	161,473	162,023
Real estate loans (gross).....do....	93,536	93,759	107,056	107,279
Bond yields, domestic corporate (Moody's) ^{3/}percent..	9.95	10.02	12.66	12.71	12.79	12.91
Stock prices, 500 stocks (Stand. & Poor's) ^{4/} ...1941-43=10..	108.28	109.96	126.12	124.81	128.87	130.37
Industrial, 400 stocks.....do....	120.76	122.83	143.18	141.64	146.41	148.39
PRODUCTION:						
Bituminous coal.....thous. sh. tons..	15,900	16,290	15,285	17,610	17,475
Electric power, by utilities.....mil. kw.-hr..	41,239	41,172	46,844	45,549	44,434
Motor vehicles (passenger cars).....number..	154,259	165,099	85,157	119,721	126,382	133,847
Petroleum (crude) and condensate ^{3/}thous. bbl..	8,466	8,354	e8,654	e8,641	e8,641
Steel, raw.....thous. sh. tons..	2,445	2,438	1,686	1,757	1,802	1,896
Rate of capability utilization ^{5/}percent..	82.3	82.1	58.3	60.8	62.4	65.6
RAIL FREIGHT, REVENUE TON-MILES.....bil..	18.4	17.9	16.0	18.0	17.9

^{1/} Data do not always cover calendar weeks. ^{2/} Tuesday price. ^{3/} Daily average. ^{4/} Wednesday data. ^{5/} Capability for a full order book based on current availability of raw materials, fuels, supplies, and industry facilities. ^{e/} Estimated.

MONTHLY BUSINESS STATISTICS

ITEM	1979		1980			
	July	Aug.	May	June	July	Aug.
FINANCE						
Money stock measures and components (averages of daily figures):						
Measures (not seasonally adjusted):						
M1-A.....bil. \$..	364.0	361.9	r362.2	370.1	r375.6	377.6
M1-B.....do....	379.3	377.8	380.5	389.7	396.5	399.5
M2.....do....	1,484.1	1,489.2	r1,559.2	r1,587.5	r1,614.6	1,625.1
M3.....do....	1,712.4	1,722.9	r1,820.1	r1,843.9	r1,868.2	1,883.3
L (M3 plus other liquid assets).....do....	2,065.6	2,077.3	r2,210.7	2,228.2
Components (not seasonally adjusted):						
Currency.....do....	103.2	103.9	109.9	111.1	r112.7	113.6
Demand deposits.....do....	260.7	257.9	252.2	259.0	r263.0	264.0
Other checkable deposits.....do....	15.4	15.9	18.4	19.6	20.8	21.9
Overnight RPs and Eurodollars.....do....	28.5	28.6	21.3	22.5	r26.1	27.9
Money market mutual funds.....do....	28.0	31.2	66.8	74.2	r80.6	80.7
Savings deposits.....do....	454.3	451.2	374.4	383.6	r396.4	403.5
Small time deposits.....do....	596.7	603.1	r719.1	r720.4	r718.0	716.6
Large time deposits.....do....	196.4	201.5	r233.9	r228.4	r224.4	226.6
Measures (seasonally adjusted):						
M1-A.....do....	362.0	364.0	367.8	371.3	373.7	379.8
M1-B.....do....	377.4	379.9	r386.2	390.9	394.5	401.7
M2.....do....	1,478.3	1,491.8	r1,562.1	r1,585.7	1,609.1	1,628.1
M3.....do....	1,709.2	1,725.8	r1,824.2	r1,844.5	r1,865.1	1,886.3
L (M3 plus other liquid assets).....do....	2,063.8	2,081.3	r2,216.4	2,230.2
Components (seasonally adjusted):						
Currency.....do....	102.6	103.7	110.1	111.0	r112.0	113.4
Demand deposits.....do....	259.4	260.3	r257.7	260.3	261.6	266.4
Savings deposits.....do....	450.9	450.4	372.7	381.4	r393.5	402.7
Small time deposits.....do....	596.2	604.4	r718.0	719.6	r717.5	718.1
Large time deposits.....do....	198.9	201.8	235.0	230.7	r226.7	226.6

r/ Revised.

ITEM	1979		1980			
	July	Aug.	May	June	July	Aug.
FINANCE--Con.						
Federal Reserve banks, condition, end of month:						
Assets, total.....mil. \$..	155,056	158,082	164,467	165,627	160,556	162,860
Reserve bank credit outstanding, total.....do....	126,233	127,678	136,950	138,182	r132,648	134,462
Time loans.....do....	852	1,572	602	215	562	1,515
U.S. Government securities.....do....	111,445	113,027	124,277	124,515	119,563	119,848
Gold certificate account.....do....	11,290	11,259	11,172	11,172	11,172	11,172
Liabilities, total.....do....	155,056	158,082	164,467	165,627	160,556	162,860
Deposits, total.....do....	34,053	34,023	38,445	38,834	32,810	33,141
Member-bank reserve balances.....do....	30,279	29,493	31,804	33,187	r27,548	29,680
Federal Reserve notes in circulation.....do....	105,957	106,900	113,118	114,502	115,654	116,925
All member banks of Federal Reserve System, average of daily figures:						
Reserves held, total.....do....	40,900	40,687	43,933	43,531	42,927	40,408
Required.....do....	40,710	40,494	43,793	r43,280	42,509	40,077
Excess.....do....	190	193	140	r251	418	331
Borrowings from Federal Reserve banks.....do....	1,179	1,097	1,028	365	390	687
Free reserves.....do....	-821	-727	-824	r-102	33	-347
Large commercial banks of Federal Reserve System condition, Wednesday nearest end of the month:						
Deposits:						
Demand, adjusted 1/.....mil. \$..	103,864	101,724	100,692	110,723	r107,382	107,710
Demand, total 2/.....do....	187,175	177,448	194,911	208,631	r187,740	204,286
Individuals, partnerships, and corp.....do....	130,255	124,252	132,409	141,960	r131,339	141,453
State and local governments.....do....	5,438	4,331	4,581	5,008	r4,930	4,886
U.S. Government.....do....	750	580	1,811	1,061	r828	1,015
Domestic commercial banks.....do....	32,020	30,740	35,489	39,637	r30,486	37,885
Time, total 2/.....do....	249,000	252,104	278,736	r276,789	r273,712	281,425
Individuals, partnerships, and corp:						
Savings.....do....	77,638	77,129	69,686	73,377	r74,540	75,910
Other time.....do....	139,707	143,119	175,623	r172,887	r168,696	174,167
Loans (adjusted), total 2/.....do....	373,072	376,135	392,482	r396,202	r392,606	403,398
Commercial and industrial.....do....	147,871	148,032	157,567	r159,557	r158,111	161,473
For purchasing or carrying securities.....do....	11,954	11,589	7,653	r7,865	r6,451	6,909
To nonbank financial institutions.....do....	24,785	24,888	23,498	r22,961	r23,147	23,464
Real estate loans.....do....	90,513	92,084	104,914	r105,217	r105,946	107,056
Other loans.....do....	119,434	120,453	124,174	r127,158	r119,890	128,303
Investments, total.....do....	103,542	104,463	110,923	112,487	113,674	115,833
U.S. Government securities.....do....	35,178	34,676	35,568	36,958	38,141	40,283
Investment account.....do....	30,408	29,995	30,755	32,861	r33,230	34,833
Other securities.....do....	68,364	69,787	75,355	r75,590	75,533	75,550
COMMODITY PRICES						
CONSUMER PRICE INDEXES:						
ALL ITEMS, WAGE EARNERS AND CLERICAL WORKERS, REVISED (CPI-W).....1967=100..						
	219.4	221.5	245.1	247.8	248.0	249.6
ALL ITEMS, ALL URBAN CONSUMERS (CPI-U) 3/.....do....	218.9	221.1	244.9	247.6	247.8	249.4
Special group indexes:						
All items less food.....do....	214.2	216.9	242.6	245.5	245.1	246.3
All items less medical care.....do....	217.6	219.7	243.6	246.4	246.5	248.1
Commodities.....do....	210.5	212.2	231.4	232.8	234.1	236.7
Nondurables.....do....	218.3	220.4	243.2	244.5	245.9	248.3
Nondurables less food.....do....	201.1	205.4	235.5	236.3	236.6	237.8
Durables.....do....	192.6	193.6	207.1	208.6	209.8	212.4
Commodities less food.....do....	197.0	199.5	220.2	221.4	222.2	224.2
Services.....do....	234.7	237.6	269.2	274.2	272.4	272.5
Services less rent.....do....	245.6	248.8	284.4	290.0	287.6	287.4
Food.....do....	236.9	236.3	250.4	252.0	254.8	258.7
Food at home.....do....	235.5	233.9	246.5	248.0	251.5	256.3
Housing 4/.....do....	228.4	231.5	261.7	266.7	265.1	265.8
Shelter.....do....	240.1	243.9	280.2	286.3	282.9	283.3
Rent 5/.....do....	175.9	177.5	188.9	191.1	192.1	193.2
Homeownership.....do....	263.0	267.6	312.9	320.4	315.4	315.4
Fuel and utilities 6/.....do....	243.5	247.2	275.9	282.2	285.5	286.8
Fuel oil and coal 7/.....do....	412.9	438.6	556.0	558.7	560.4	561.5
Gas and electricity.....do....	264.5	266.5	298.2	308.8	314.3	316.1
Household furnishings and operation 4/.....do....	190.4	191.2	204.2	205.5	206.2	207.2
Apparel and upkeep.....do....	164.3	166.3	177.5	177.2	176.2	178.6
Transportation.....do....	216.6	219.6	249.0	249.7	251.0	252.7
Private.....do....	217.4	220.4	249.2	249.7	250.5	251.6
New cars.....do....	166.7	166.6	178.9	178.5	179.2	181.1
Used cars.....do....	209.2	207.0	199.3	200.7	203.4	206.4
Public.....do....	197.1	200.8	239.5	242.2	250.5	261.5
Medical care.....do....	239.9	241.8	263.4	264.7	266.6	268.4
PURCHASING POWER OF THE DOLLAR AS MEASURED BY--						
Consumer prices.....1967=\$1.00..	\$0.457	\$0.452	\$0.408	\$0.404	\$0.404	\$0.401

r/ Revised. 1/ Other than domestic interbank and U.S. Gov't, less cash items in process of collection. 2/Includes data not shown separately. 3/ Beginning Jan. 1978, data are for consumer price index all urban consumers. 4/ Includes TV and sound equipment and repairs formerly in "health and recreation." 5/ Residential. 6/ Includes additional items not previously priced. 7/ Includes bottled gas.

MONTHLY BUSINESS STATISTICS—Continued

ITEM	1979		1980			
	June	July	April	May	June	July
METALS AND MANUFACTURES						
STEEL PRODUCTS, NET SHIPMENTS:						
Total (all grades).....thous. short tons..	8,977	8,319	7,296	6,440	5,848	5,354
By products:						
Semifinished products.....do....	505	421	442	431	343	351
Structural shapes (heavy), steel piling.....do....	461	443	437	443	355	355
Plates.....do....	768	762	721	639	592	595
Rails and accessories.....do....	169	147	191	173	151	98
Bars and tool steel, total.....do....	1,556	1,427	1,191	1,053	982	832
Bars:						
Hot rolled (incl. light shapes).....do....	893	838	645	555	500	586
Reinforcing.....do....	459	406	387	357	359	347
Pipe and tubing.....do....	768	678	756	779	755	672
Wire and wire products.....do....	213	194	167	135	129	118
Tin mill products.....do....	531	528	466	464	411	416
Sheets and strip (incl. electrical), total.....do....	4,006	3,719	2,925	2,323	2,139	1,915
Sheets: Hot rolled.....do....	1,536	1,407	1,078	793	775	681
Cold rolled.....do....	1,525	1,438	1,165	945	827	740
MACHINE TOOLS:						
Metal cutting type tools:						
Orders, new (net), total.....mil. \$..	335.95	297.90	354.30	373.60	r414.20	p273.60
Domestic.....do....	293.00	275.35	325.10	350.05	r379.15	p256.95
Shipments, total.....do....	261.05	194.80	258.85	283.65	r382.85	p240.80
Domestic.....do....	234.40	169.90	224.05	240.70	r337.75	p207.25
Order backlog, end of month.....do....	3,853.2	3,956.3	4,967.6	5,057.6	r5,089.0	p5,121.8
Metal forming type tools:						
Orders, new (net), total.....do....	86.65	64.20	57.60	60.45	43.00	p37.20
Domestic.....do....	67.10	57.55	50.35	46.20	33.20	p30.70
Shipments, total.....do....	89.50	72.90	84.20	91.00	92.75	p79.25
Domestic.....do....	81.15	66.90	73.25	82.95	79.05	p68.05
Order backlog end of month.....do....	617.6	608.9	616.3	585.7	535.9	p493.9

r/ Revised. p/ Preliminary.

☆ U.S. GOVERNMENT PRINTING OFFICE: 1980--311-048/5

UNITED STATES
GOVERNMENT PRINTING OFFICE
DIVISION OF PUBLIC DOCUMENTS
WASHINGTON, D.C. 20402

OFFICIAL BUSINESS

First-Class Mail

POSTAGE AND FEES PAID
U.S. DEPARTMENT OF COMMERCE
COM-209

**WEEKLY BUSINESS STATISTICS**