



WEEKLY BUSINESS STATISTICS

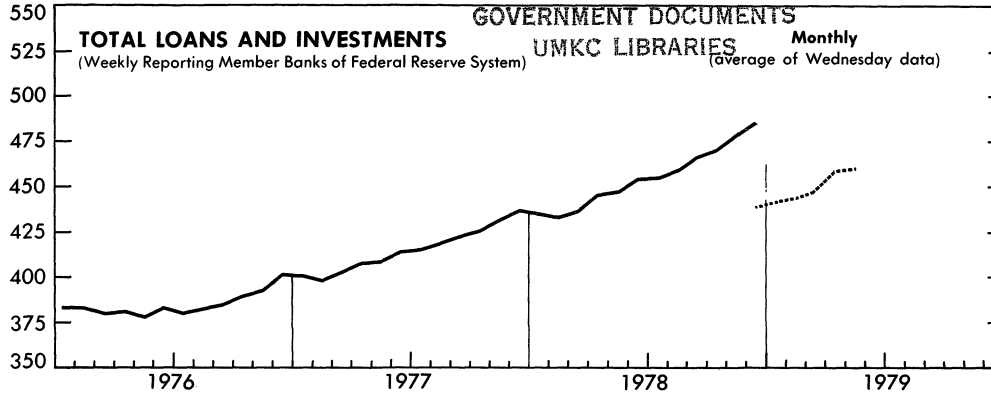


June 22, 1979

Annual Subscription: domestic, \$15.00; foreign, \$18.75 (no single copies sold). Order from Superintendent of Documents, U.S. Government Printing Office, Washington, D.C. 20402.

U.S. DEPARTMENT OF COMMERCE/BUREAU OF ECONOMIC ANALYSIS

BILLIONS OF DOLLARS



Data: Federal Reserve Board

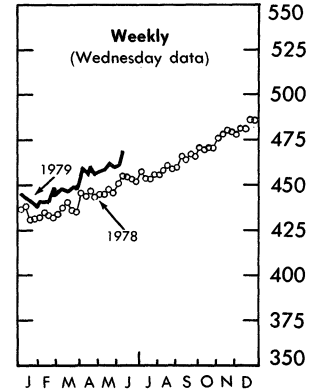
DEPOSITORY

GOVERNMENT DOCUMENTS
UMKC LIBRARIES

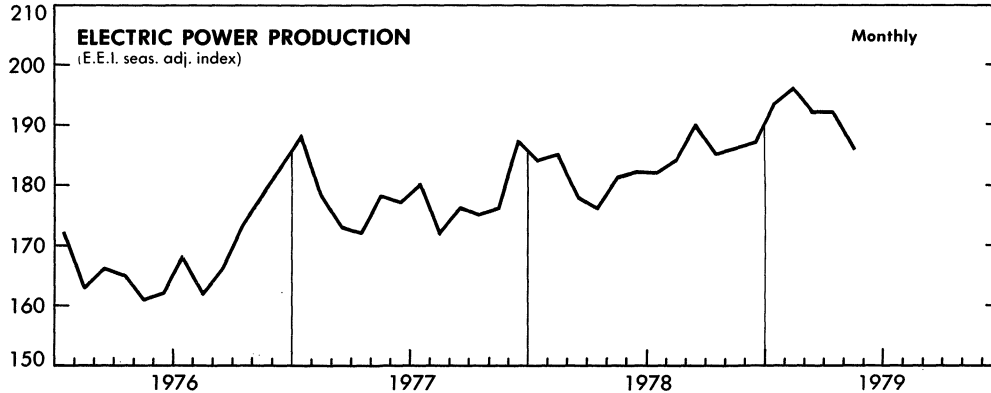
Monthly

(Average of Wednesday data)

BILLIONS OF DOLLARS

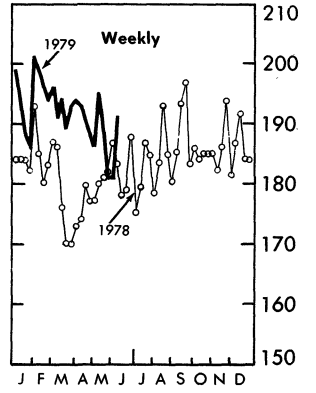


INDEX, 1967=100

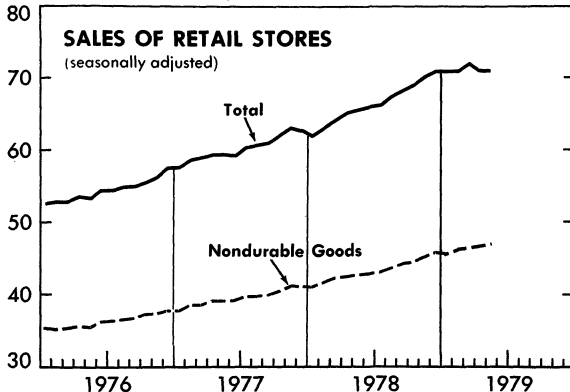


Data: Edison Electric Inst.

INDEX, 1967=100

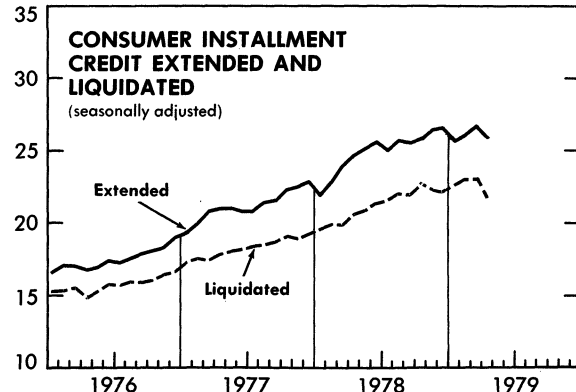


BILLIONS OF DOLLARS



Data: U.S. Dept. of Commerce

BILLIONS OF DOLLARS



Data: Federal Reserve Board

WEEKLY BUSINESS STATISTICS¹

ITEM	1978		1979			
	June 10	June 17	May 26	June 2	June 9	June 16
SPOT MARKET PRICES, 22 COMMODITIES ^{2/}1967=100..	230.0	229.2	278.1	277.6	276.3	277.8
9 Foodstuffs.....do....	244.5	240.5	255.5	254.5	250.5	254.4
13 Raw industrials.....do....	220.3	221.5	294.7	294.6	295.5	295.1
INITIAL UNEMPLOYMENT CLAIMS, State programs.....thous..	292	287	287	262	323
INSURED UNEMPLOYMENT, all programs.....do....	2,299	2,316	2,108	2,200
State programs (50 States, D.C., and Puerto Rico).....do....	1,958	1,973	1,968	2,058
FAILURES, INDUST. AND COMMERCIAL (Dun & Bradstreet).....number..	106	137	187	93	129	157
FINANCE:						
Currency in circulation ^{3/}mil. \$..	105,425	105,830	114,210	114,659	115,334	e115,824
Federal Reserve bank credit outstanding, total ^{3/}do....	117,385	117,964	127,976	128,654	127,146	128,023
Member bank reserve balances ^{3/}do....	36,313	37,155	39,679	39,823	39,705	39,266
Excess reserves, estimated ^{3/}do....	49	113	68	238	413	9
Assets and liabilities of large commercial banks: ^{4/}						
Demand deposits, adjusted.....do....	114,353	115,964	97,961	96,446	104,184
Savings deposits.....do....	93,378	93,008	76,667	76,583	77,147
Loans and investments, gross adjusted, total.....do....	455,170	454,739	459,648	460,926	468,767
U.S. Government obligations.....do....	44,479	44,577	37,281	37,016	39,298
Commercial and industrial loans (gross).....do....	133,802	133,702	140,250	141,323	141,817
Real estate loans (gross).....do....	79,315	79,812	85,829	86,217	86,474
Bond yields, domestic corporate (Moody's) ^{3/}percent..	9.13	9.10	9.98	9.94	9.90	9.81
Stock prices, 500 stocks (Stand. & Poor's) ^{4/}1941-43=10..	100.12	99.48	99.89	99.11	101.30	102.31
Industrial, 400 stocks.....do....	110.75	109.95	111.21	110.23	112.72	113.61
PRODUCTION:						
Bituminous coal.....thous. sh. tons..	15,395	15,736	16,415	13,745	15,970
Electric power, by utilities.....mil. kw.-hr..	42,021	42,783	40,818	40,451	44,056
Motor vehicles (passenger cars).....number..	201,196	188,837	196,123	176,735	195,926	186,307
Petroleum (crude) and condensate ^{3/}thous. bbl..	8,918	8,918	8,553	8,547	8,547
Steel, raw.....thous. sh. tons..	2,800	2,781	2,933	2,919	2,840	2,822
Rate of capability utilization ^{5/}percent..	92.1	91.5	96.3	95.8	93.2	92.6
RAIL FREIGHT, REVENUE TON-MILES.....bil..	18.2	18.2	19.1	16.7	18.7

^{1/} Data do not always cover calendar weeks. ^{2/} Tuesday price. ^{3/} Daily average. ^{4/} Wednesday data. ^{5/} Capability for a full order book based on current availability of raw materials, fuels, supplies, and industry facilities. ^{e/} Estimated.

MONTHLY BUSINESS STATISTICS

ITEM	1978		1979			
	Apr.	May	Feb.	Mar. ^{r/}	Apr. ^{r/}	May
DOMESTIC TRADE						
RETAIL TRADE, ALL RETAIL STORES:						
ESTIMATED SALES (UNADJUSTED), TOTAL ^{1/}mil. \$..	63,838	67,952	60,653	71,998	70,383	73,885
Durable goods stores.....do....	23,165	25,085	21,131	26,071	25,566	26,576
Bldg. materials, hardware, garden supply, and mobile home dealers.....do....	3,665	4,115	2,708	3,733	4,083	4,398
Automotive dealers.....do....	14,382	15,415	13,100	16,207	15,472	15,772
Furn., home furn. and equip.....do....	2,901	3,074	2,882	3,318	3,149	3,341
Nondurable goods stores.....do....	40,673	42,867	39,522	46,127	44,817	47,309
General merch. group stores.....do....	7,472	8,017	5,925	7,881	8,151	8,593
Department stores.....do....	6,010	6,431	4,700	6,304	6,516	6,930
Food stores.....do....	13,865	14,528	14,215	16,238	15,106	16,235
Grocery stores.....do....	12,862	13,455	13,024	14,937	13,806	14,922
Gasoline service stations.....do....	4,889	5,156	4,898	5,483	5,574	6,009
Apparel and accessory stores.....do....	2,816	2,906	2,416	3,154	3,259	3,200
Eating and drinking places.....do....	5,719	6,024	5,339	6,373	6,221	6,685
Drug and proprietary stores.....do....	1,940	2,060	2,058	2,223	2,206	2,273
ESTIMATED SALES (SEAS. ADJ.), TOTAL ^{1/}do....	65,146	65,522	71,122	72,045	71,217	71,108
Durable goods stores.....do....	22,617	22,730	25,035	25,450	24,536	24,139
Bldg. mat., hwre, garden supply, etc. dealers.....do....	3,609	3,590	3,676	4,045	3,946	3,814
Automotive dealers.....do....	13,537	13,520	14,932	14,972	14,179	13,896
Furn., home furn. and equip.....do....	3,061	3,116	3,333	3,359	3,320	3,358
Nondurable goods stores.....do....	42,529	42,792	46,087	46,595	46,681	46,969
General merch. group stores.....do....	8,048	8,236	8,378	8,626	8,642	8,822
Department stores.....do....	6,462	6,609	6,734	6,943	6,910	7,115
Food stores.....do....	14,298	14,375	15,639	15,635	15,855	15,855
Grocery stores.....do....	13,273	13,335	14,357	14,349	14,548	14,601
Gasoline service stations.....do....	4,994	5,020	5,566	5,561	5,682	5,845
Apparel and accessory stores.....do....	3,064	3,062	3,214	3,440	3,286	3,383
Eating and drinking places.....do....	5,794	5,672	6,274	6,563	6,361	6,271
Drug and proprietary stores.....do....	2,042	2,058	2,257	2,234	2,272	2,280

^{r/} Revised. ^{1/} Data for May 1979 are advance estimates.

ITEM	1978		1979			
	Apr.	May	Feb.	Mar.	Apr.	May
FINANCE						
FEDERAL RESERVE BANKS, CONDITION, END OF MONTH:						
Assets, total.....mil. \$..	141,394	141,977	147,749	151,782	r153,422	149,745
Reserve bank credit outstanding, total.....do....	116,621	116,607	121,207	124,276	r125,070	121,357
Time loans.....do.....	1,750	1,167	1,603	963	r1,256	1,333
U.S. Government securities.....do.....	103,500	102,826	103,486	110,940	108,588	106,185
Gold certificate account.....do.....	11,718	11,718	11,544	11,479	11,416	11,354
Liabilities, total.....do....	141,394	141,977	147,749	151,782	r153,422	149,745
Deposits, total.....do.....	36,663	33,647	34,288	38,451	r38,888	32,736
Member-bank reserve balances.....do.....	28,321	30,135	29,723	31,714	r34,587	29,503
Federal Reserve notes in circulation.....do....	92,331	94,570	99,999	100,654	101,767	103,748
Large commercial banks of Federal Reserve System condition, Wednesday nearest end of the month:						
Deposits:						
Demand, adjusted 1/.....mil. \$..	112,127	113,822	98,781	97,101	101,766	96,446
Demand, total 2/.....do.....	188,146	206,908	180,383	169,110	181,180	181,172
Individuals, partnerships, and corp.....do.....	133,580	144,852	126,009	120,176	128,370	129,356
State and local governments.....do.....	6,510	6,144	5,224	4,355	5,679	4,550
U.S. Government.....do.....	3,714	1,325	862	763	1,450	728
Domestic commercial banks.....do.....	26,886	35,975	31,681	26,546	28,839	30,094
Time, total 2/.....do.....	261,462	265,176	257,738	256,756	250,710	248,871
Individuals, partnerships, and corp:						
Savings.....do.....	93,202	93,405	76,023	76,831	76,564	76,583
Other time.....do.....	128,296	131,672	142,730	141,430	138,139	137,462
Loans (adjusted), total 2/.....do....	332,251	339,652	343,926	345,057	355,972	356,725
Commercial and industrial.....do.....	131,654	134,601	133,899	135,918	140,100	141,323
For purchasing or carrying securities.....do....	12,481	12,296	10,287	9,731	11,307	10,229
To nonbank financial institutions.....do.....	22,931	23,023	22,980	22,695	23,875	23,541
Real estate loans.....do.....	77,956	79,156	82,387	83,274	84,552	86,217
Other loans.....do.....	108,708	117,686	115,230	113,982	117,341	117,286
Investments, total.....do.....	112,417	111,295	100,582	102,134	102,759	104,201
U.S. Government securities, total.....do.....	44,335	43,425	36,140	36,939	36,048	37,016
Other securities.....do.....	68,082	67,870	64,442	65,195	66,711	67,185
CONSUMER INSTALLMENT CREDIT						
Total extended and liquidated:						
Unadjusted:						
Extended.....mil. \$..	23,985	26,898	21,797	26,615	25,833
Liquidated.....do.....	19,970	21,383	21,325	24,086	21,741
Seasonally adjusted:						
Extended, total 2/.....do.....	24,682	25,104	26,202	26,698	25,801
By major holder:						
Commercial banks.....do.....	12,102	12,067	12,430	12,412	11,870
Finance companies.....do.....	4,158	4,179	4,822	5,123	5,271
Credit unions.....do.....	3,257	3,484	3,238	3,250	2,753
Retailers.....do.....	3,537	3,408	3,460	3,611	3,742
By major credit type:						
Automobile.....do.....	7,434	7,592	7,756	7,797	7,724
Revolving.....do.....	8,523	8,563	9,357	9,714	8,918
Mobile home.....do.....	529	527	454	516	496
Liquidated, total 2/.....do.....	20,576	20,824	22,894	22,967	21,733
By major holder:						
Commercial banks.....do.....	9,655	9,807	10,800	10,947	9,790
Finance companies.....do.....	3,279	3,318	3,617	3,789	3,894
Credit unions.....do.....	2,587	2,635	2,836	2,722	2,614
Retailers.....do.....	3,279	3,273	3,681	3,468	3,436
By type of credit:						
Automobile.....do.....	5,622	5,715	6,191	6,311	6,337
Revolving.....do.....	7,840	7,919	9,040	8,972	8,043
Mobile home.....do.....	417	426	398	408	412
Total outstanding, end of year or month.....do....	237,855	243,371	275,818	278,347	282,439
By major holder: 2/						
Commercial banks.....do.....	117,654	120,440	136,671	137,445	139,816
Finance companies.....do.....	46,463	47,580	55,728	56,885	58,225
Credit unions.....do.....	39,236	40,481	45,661	46,301	46,322
Retailers.....do.....	21,570	21,744	23,246	22,929	23,097
By type of credit: 2/						
Automobile.....do.....	87,747	90,359	103,780	105,426	107,159
Revolving.....do.....	38,426	38,967	45,586	45,240	45,782
Mobile home.....do.....	15,287	15,396	16,008	16,092	16,197
SECURITY MARKETS:						
STOCKS:						
New York Stock Exchange common stock indexes:						
Composite.....12/31/65=50..	51.75	54.49	55.08	56.19	57.50	56.21
Industrial.....do.....	55.48	59.14	60.37	61.89	63.63	62.21
Transportation.....do.....	41.19	44.21	42.27	43.22	45.92	45.60
Utility.....do.....	39.69	39.47	39.21	38.94	38.63	37.48
Finance.....do.....	55.04	57.96	56.09	57.65	59.50	58.80

1/ Revised. 2/ Other than domestic interbank and U.S. Gov't., less cash items in process of collection. 3/ Includes data not shown separately.

ITEM	1978		1979			
	Mar.	Apr.	Jan.	Feb.	Mar.	Apr.
METALS AND MANUFACTURERS						
MACHINE TOOLS:						
Metal cutting type tools:						
Orders, new (net), total.....mil. \$..	258.90	302.20	420.75	360.95	r376.55	p355.00
Domestic.....do.....	230.80	273.70	377.25	310.35	r343.95	p328.85
Shipments, total.....do.....	206.00	178.70	177.30	208.05	r248.10	p233.30
Domestic.....do.....	188.35	158.65	158.60	184.70	r221.15	p196.85
Order backlog, end of month.....do.....	2,013.6	2,137.1	3,224.1	3,377.0	r3,505.4	p3,627.1
Metal forming type tools:						
Orders, new (net), total.....do.....	65.40	76.70	97.60	86.95	105.40	p104.75
Domestic.....do.....	62.60	70.80	92.85	77.85	99.00	p85.50
Shipments, total.....do.....	66.35	64.25	67.25	72.30	85.05	p77.30
Domestic.....do.....	61.40	55.45	58.60	67.60	79.10	p69.95
Order back log, end of month.....do.....	420.9	433.4	548.0	562.7	583.1	p610.5
ELECTRICAL EQUIPMENT:						
Household electrical appliances, factory sales <u>1</u> /.....thous..						
Air conditioners (room).....do.....	3,343	3,100	2,479	2,506	3,286	2,851
Dishwashers.....do.....	569	703	259	333	624	638
Dishwashers.....do.....	345	307	300	260	334	275
Disposers (food waste).....do.....	291	280	271	256	310	278
Ranges.....do.....	305	293	236	224	276	252
Refrigerators.....do.....	569	480	375	382	514	412
Freezers.....do.....	150	118	97	116	160	154
Washers.....do.....	513	416	416	397	476	354
Dryers (incl. gas).....do.....	375	296	306	291	328	233
TRANSPORTATION EQUIPMENT						
Trucks (new), retail sales and inventories, seasonally adj.:						
Retail sales:						
Light-duty, up to 14,000 lbs. GVW.....thous..	292.2	301.4	299.5	283.3	268.3	236.5
Medium-duty, 14,001-26,000 lbs. GVW.....do.....	15.1	14.5	14.5	15.3	14.7	15.9
Heavy-duty, 26,001 lbs. and over GVW.....do.....	17.9	16.4	19.5	20.7	19.7	19.2
Retail inventories, end of period.....do.....	719.7	721.1	816.1	847.0	921.7	926.8

r/ Revised. p/ Preliminary. 1/ Includes data not shown separately.

★ U.S. GOVERNMENT PRINTING OFFICE: 1979--281-051/48

UNITED STATES
GOVERNMENT PRINTING OFFICE
DIVISION OF PUBLIC DOCUMENTS
WASHINGTON, D.C. 20402

OFFICIAL BUSINESS

First-Class Mail

POSTAGE AND FEES PAID
U.S. DEPARTMENT OF COMMERCE
COM-209



WEEKLY BUSINESS STATISTICS