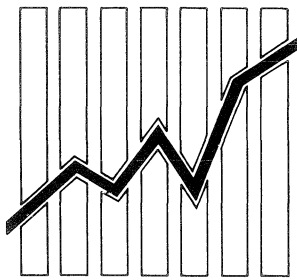




WEEKLY BUSINESS STATISTICS

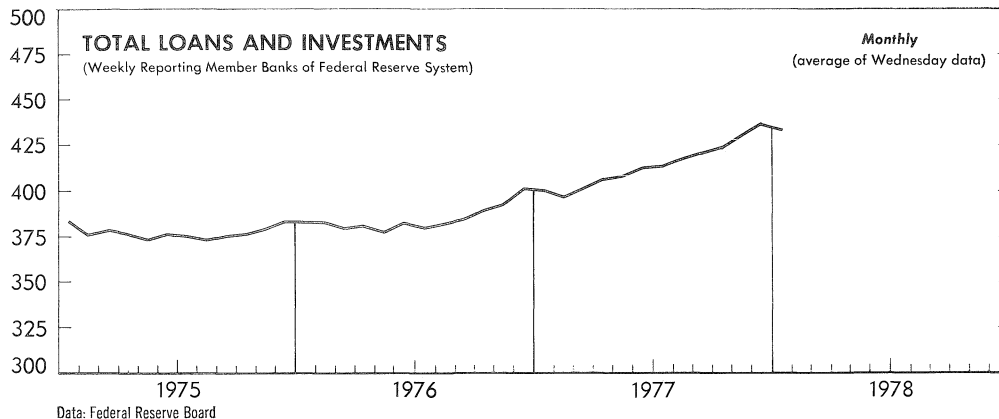


March 3, 1978

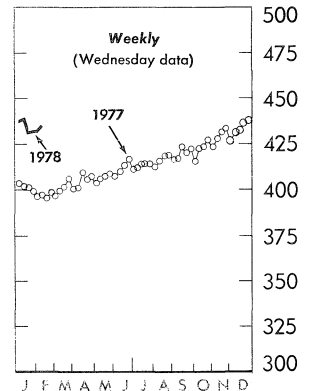
Annual Subscription: domestic, \$15.00; foreign, \$18.75 (no single copies sold). Order from Superintendent of Documents, U.S. Government Printing Office, Washington, D.C. 20402.

U.S. DEPARTMENT OF COMMERCE/BUREAU OF ECONOMIC ANALYSIS

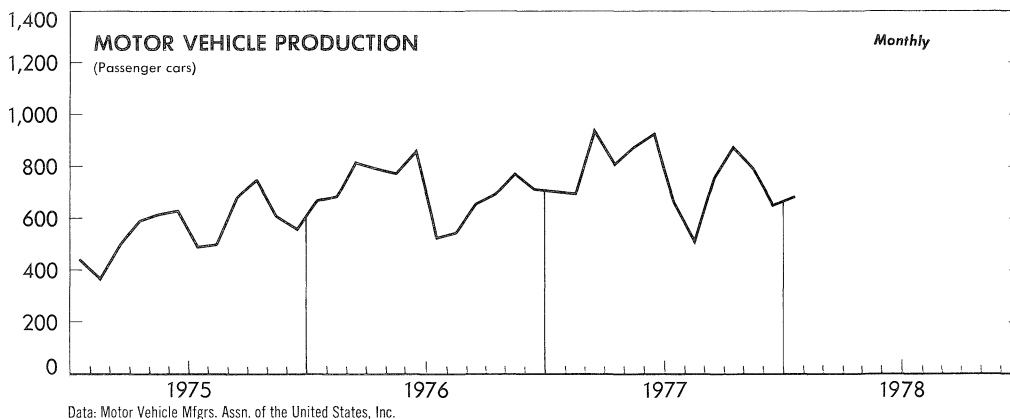
BILLIONS OF DOLLARS



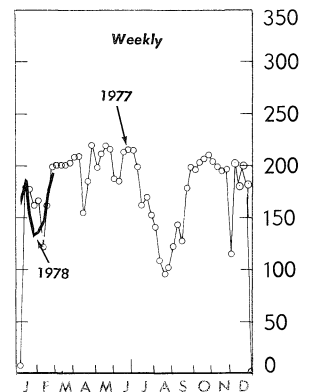
BILLIONS OF DOLLARS



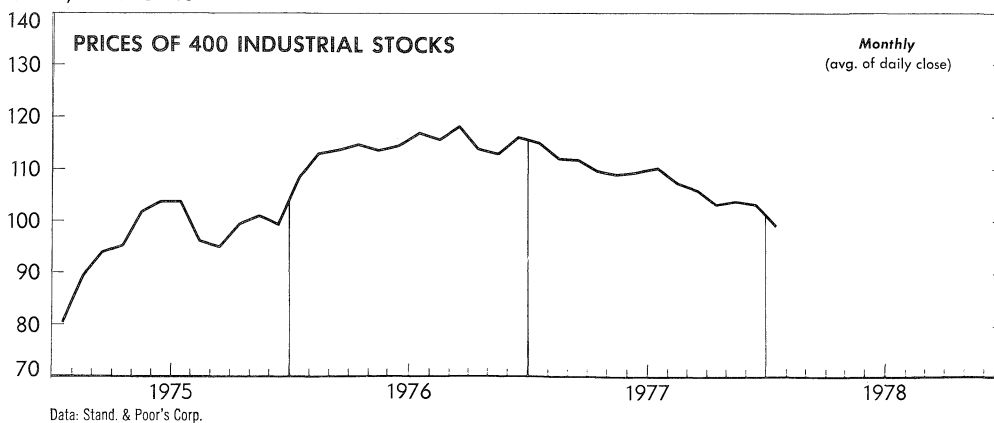
THOUSANDS



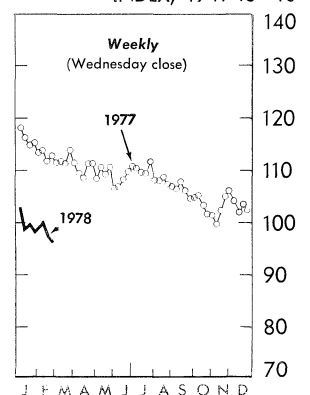
THOUSANDS



INDEX, 1941-43=10



INDEX, 1941-43=10



WEEKLY BUSINESS STATISTICS updates selected data that are published monthly in the SURVEY OF CURRENT BUSINESS.

WEEKLY BUSINESS STATISTICS¹

ITEM	1977		1978			
	Feb. 19	Feb. 26	Feb. 4	Feb. 11	Feb. 18	Feb. 25
WHOLESALE PRICES, 22 COMMODITIES <u>2/</u>1967=100..	213.4	212.5	219.1	219.9	220.8	220.5
9 Foodstuffs.....do....	208.6	205.4	217.1	219.1	221.7	220.9
13 Raw industrials.....do....	216.7	217.5	219.9	220.3	220.1	220.1
ALL RETAIL STORES, SALES.....mil. \$..	12,117	12,375	12,516	12,049	12,645
Nondurable goods stores.....do....	8,134	8,088	8,747	8,463	8,893
INITIAL UNEMPLOYMENT CLAIMS, State programs.....thous..	423	361	447	438	455
INSURED UNEMPLOYMENT, all programs.....do....	4,340	4,400	3,567	3,765
State programs (50 States, D.C., and Puerto Rico).....do....	3,576	3,562	3,144	3,391
FAILURES, INDUST. AND COMMERCIAL (Dun & Bradstreet).....number..	175	140	120	146	175	132
FINANCE:						
Currency in circulation <u>3/</u>mil. \$..	91,940	91,809	100,702	100,846	101,410	e101,392
Federal Reserve bank credit outstanding, total <u>3/</u>do....	107,829	110,004	120,299	117,281	114,927	115,298
Member bank reserve balances <u>3/</u>do....	34,553	34,157	37,568	37,362	37,290	36,727
Excess reserves, estimated <u>3/</u>do....	164	229	257	421	370	416
Assets and liabilities of large commercial banks: <u>4/</u>						
Demand deposits, adjusted.....do....	106,505	104,560	114,743	118,059
Savings deposits.....do....	92,082	92,379	92,562	92,846
Loans and investments, gross adjusted, total.....do....	398,236	396,727	432,152	434,582
U.S. Government obligations.....do....	49,273	48,761	44,611	44,411
Commercial and industrial loans (gross).....do....	115,027	115,490	124,359	124,425
Real estate loans (gross).....do....	64,365	64,422	75,241	75,322
Bond yields, domestic corporate (Moody's) <u>3/</u>percent..	8.48	8.50	8.78	8.77	8.77	8.80
Stock prices, 500 stocks (Stand. & Poor's) <u>4/</u> ...1941-43=10..	101.50	100.19	89.93	90.83	88.83	87.56
Industrial, 400 stocks.....do....	112.77	111.33	99.12	100.01	97.79	96.38
PRODUCTION:						
Bituminous coal.....thous. sh. tons..	12,450	12,475	5,440	6,110	6,570
Electric power, by utilities.....mil. kw.-hr..	40,603	39,155	45,649	44,407	42,717
Motor vehicles (passenger cars).....number..	199,617	200,126	137,005	147,469	176,524	193,092
Petroleum (crude) and condensate <u>3/</u>thous. bbl..	7,947	7,947	8,473	8,473	8,473
Steel, raw.....thous. sh. tons..	2,260	2,306	2,282	2,317	2,407	2,403
Rate of capability utilization <u>5/</u>percent..	73.6	75.1	75.8	76.9	79.9	79.8
RAIL FREIGHT, REVENUE TON-MILES.....bil..	15.6	15.3	13.8	13.9	14.5

^{1/} Data do not always cover calendar weeks. ^{2/} Tuesday price. ^{3/} Daily average. ^{4/} Wednesday data. ^{5/} Capability for a full order book based on current availability of raw materials, fuels, supplies, and industry facilities. e/ Estimated.

MONTHLY BUSINESS STATISTICS

ITEM	1976		1977			
	III	IV	I	II	III	IV <u>r/</u>
GENERAL BUSINESS INDICATORS						
NATIONAL INCOME AND PRODUCT:						
SEASONALLY ADJUSTED QUARTERLY TOTALS AT ANNUAL RATES:						
GROSS NATIONAL PRODUCT, TOTAL.....bil. \$..	1,727.3	1,755.4	1,810.8	1,869.9	1,915.9	1,963.7
Personal consumption expenditures, total.....do....	1,102.2	1,139.0	1,172.4	1,194.0	1,218.9	1,260.2
Durable goods, total.....do....	159.3	166.3	177.0	178.6	177.6	186.3
Motor vehicles and parts.....do....	72.1	75.7	85.3	84.5	81.2	84.1
Furniture and household equipment.....do....	63.9	66.5	67.4	69.3	70.9	73.9
Nondurable goods, total.....do....	444.7	458.8	466.6	474.4	481.8	500.0
Clothing and shoes.....do....	76.9	79.9	79.3	80.4	83.3	87.5
Food.....do....	227.0	232.0	237.9	244.8	248.3	254.2
Gasoline and oil.....do....	41.2	43.5	44.1	44.3	44.2	46.4
Services, total.....do....	498.2	513.9	528.8	541.1	559.5	573.9
Household operation.....do....	73.1	78.8	80.7	79.2	85.2	87.2
Housing.....do....	170.4	173.7	177.6	181.9	186.7	191.6
Transportation.....do....	37.6	38.7	39.5	40.5	42.3	43.1
Gross private domestic investment, total.....do....	254.3	243.4	271.8	294.9	303.6	305.2
Fixed investment.....do....	232.8	244.3	258.0	273.2	280.0	294.5
Nonresidential.....do....	164.9	167.6	177.0	182.4	187.5	194.9
Residential.....do....	67.8	76.7	81.0	90.8	92.5	99.6
Change in business inventories.....do....	21.5	-9	13.8	21.7	23.6	10.7
Net exports of goods and services.....do....	7.9	3.0	-8.2	-9.7	-7.5	-15.1
Exports.....do....	168.4	168.5	170.4	178.1	179.9	173.6
Imports.....do....	160.6	165.6	178.6	187.7	187.4	188.7
Gov't purchase of goods and services, total.....do....	363.0	370.0	374.9	390.6	400.9	413.4
Federal.....do....	130.2	134.2	136.3	143.6	148.1	153.8
National defense.....do....	86.4	88.4	89.7	93.4	95.6	98.5
State and local.....do....	232.7	235.8	238.5	247.0	252.9	259.6

r/ Revised.
44100

r/ Revised. 1/ With inventory valuation and capital consumption adjustment. 2/ Data for January 1978 are advance estimates.

MONTHLY BUSINESS STATISTICS—Continued

ITEM	1976		1977			
	Nov.	Dec.	Sept.	Oct.	Nov.	Dec.
FINANCE--Con.						
CONSUMER CREDIT (SHORT-AND INTERMEDIATE-TERMS):						
Installment credit extended and liquidated:						
Unadjusted:						
Extended, total 1/.....mil. \$..	16,813	19,588	19,298	18,784	19,721	21,432
Automobile paper.....do....	5,004	5,162	6,178	5,898	5,924	5,635
Mobile home.....do.....	387	382	454	464	442	379
Home improvement.....do....	567	551	740	696	701	595
Liquidated, total 1/.....do....	15,062	15,337	16,361	16,937	16,788	16,932
Automobile paper.....do....	4,577	4,514	4,998	5,260	5,013	5,040
Mobile home.....do.....	384	371	386	415	372	365
Home improvement.....do....	436	452	536	525	526	521
Seasonally adjusted:						
Extended, total 1/.....do....	16,712	17,677	19,164	19,787	19,680	20,138
Automobile paper.....do....	5,312	5,869	6,109	6,083	6,330	6,721
Mobile home.....do.....	403	470	424	457	464	460
Home improvement.....do....	622	624	679	718	761	722
Liquidated, total 1/.....do....	15,077	15,236	16,814	17,160	16,826	17,402
Automobile paper.....do....	4,630	4,667	5,005	5,234	5,089	5,424
Mobile home.....do.....	406	385	392	413	390	384
Home improvement.....do....	459	463	536	517	550	549
Total installment credit outstanding, end of year or month 1/.....do....	181,237	185,489	207,294	209,141	212,074	216,572
By credit type:						
Automobile.....do....	65,469	66,116	77,207	77,845	78,757	79,352
Mobile home.....do....	14,561	14,572	14,880	14,929	14,999	15,014
Home improvement.....do....	10,891	10,990	12,532	12,703	12,879	12,952
By holder:						
Commercial.....do....	88,112	89,511	101,564	102,504	103,469	105,291
Finance companies.....do....	38,090	38,639	42,333	42,704	43,322	44,015
Credit unions.....do....	30,053	30,546	35,779	35,993	36,488	37,036
Retailers.....do....	17,335	19,052	18,725	18,961	19,629	21,062
Others.....do....	7,647	7,741	8,894	8,978	9,166	9,149

1/ Includes data not shown separately.

USCOMM--DOC--44100

UNITED STATES
GOVERNMENT PRINTING OFFICE
DIVISION OF PUBLIC DOCUMENTS
WASHINGTON, D.C. 20402

OFFICIAL BUSINESS

First-Class Mail

POSTAGE AND FEES PAID
U.S. DEPARTMENT OF COMMERCE
COM-209



WEEKLY BUSINESS STATISTICS