



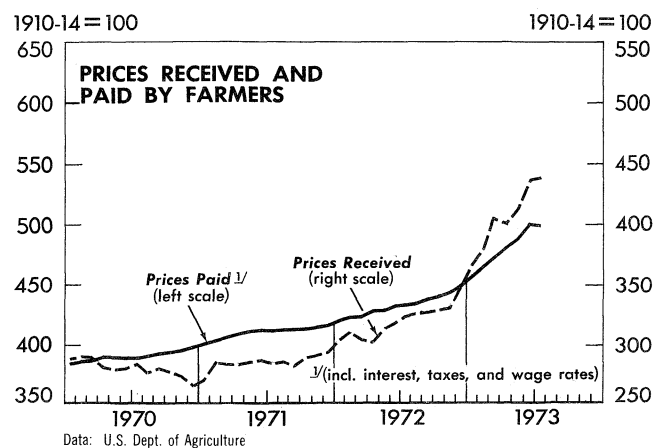
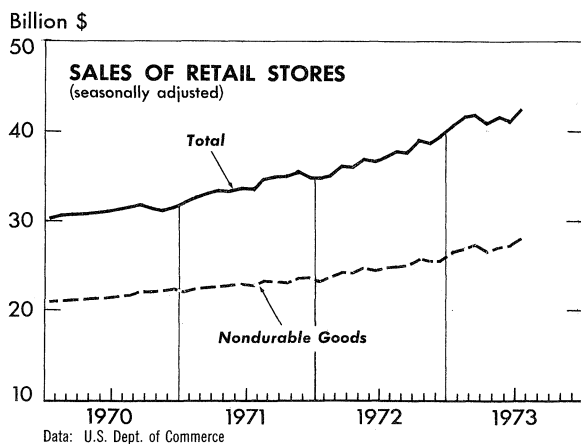
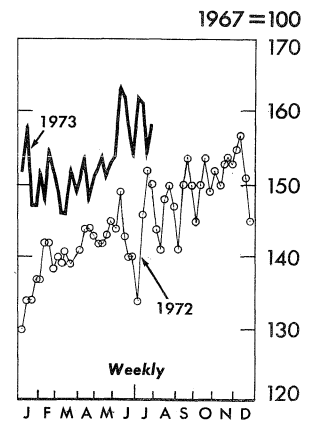
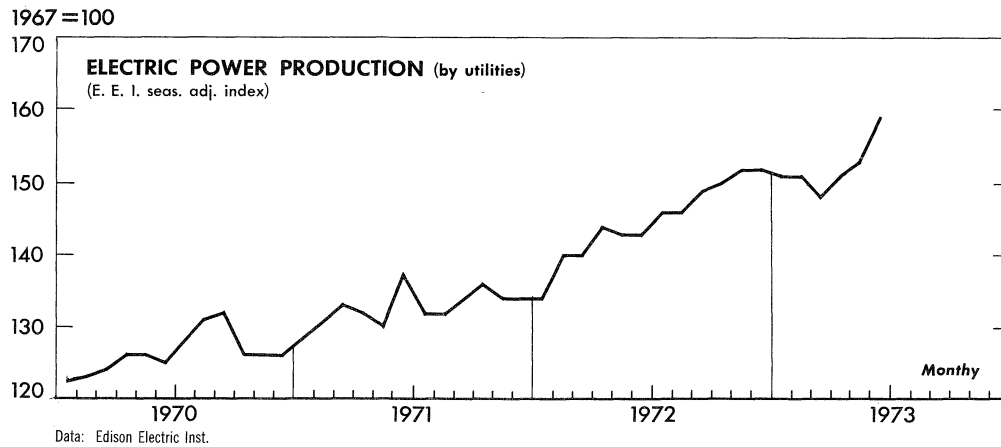
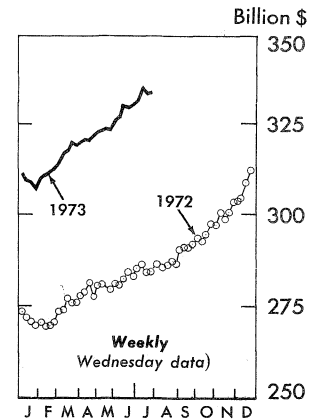
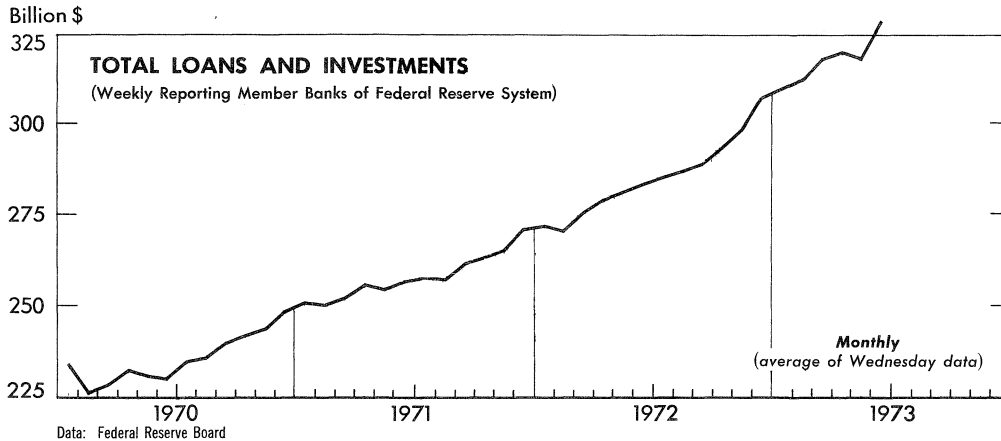
# BUSINESS STATISTICS



A WEEKLY SUPPLEMENT TO THE SURVEY OF CURRENT BUSINESS\*

AUGUST 17,  
1973

U.S. DEPARTMENT OF COMMERCE/BUREAU OF ECONOMIC ANALYSIS



\* Available only with subscription to the SURVEY OF CURRENT BUSINESS, this Supplement provides selected weekly and monthly data subsequent to those published in the latest monthly SURVEY

WEEKLY BUSINESS STATISTICS<sup>1</sup>

ITEM	1972		1973			
	Aug. 5	Aug. 12	July 21	July 28	Aug. 4	Aug. 11
WHOLESALE PRICES, 22 COMMODITIES <u>2/</u> .....1967=100..	121.0	121.1	179.9	188.7	195.1	205.2
ALL RETAIL STORES, SALES.....mil. \$..	8,592	8,427	9,693	9,654	9,865	.....
Nondurable goods stores.....do....	5,738	5,619	6,295	6,246	6,472	.....
INITIAL UNEMPLOYMENT CLAIMS, State programs.....thous..	257	221	258	266	.....	.....
INSURED UNEMPLOYMENT, all programs.....do....	1,922	1,850	1,630	.....	.....	.....
State programs (50 States, D.C., and Puerto Rico)....do....	1,705	1,633	1,495	.....	.....	.....
FAILURES, INDUST. AND COMMERCIAL (Dun & Bradstreet).number..	209	183	176	178	183	182
FINANCE:						
Currency in circulation <u>3/</u> .....mil. \$..	62,448	62,682	68,613	68,267	68,052	68,311
Federal Reserve bank credit outstanding, total <u>3/</u> ....do....	76,652	77,036	84,049	83,936	83,626	82,945
Member bank reserve balances <u>3/</u> .....do....	33,139	33,133	33,677	33,809	34,030	33,414
Excess reserves, estimated <u>3/</u> .....do....	242	130	405	16	476	24
Assets and liabilities of large commercial banks: <u>4/</u>						
Demand deposits, adjusted.....do....	91,915	91,711	98,925	97,207	100,026	.....
Savings deposits.....do....	57,892	57,902	57,998	57,641	57,414	.....
Loans and investments, gross adjusted, total.....do....	286,395	286,099	331,676	332,562	334,468	.....
U.S. Government obligations.....do....	25,770	25,775	23,137	22,732	22,358	.....
Commercial and industrial loans (gross).....do....	85,321	85,215	106,673	106,892	107,561	.....
Real estate loans (gross).....do....	42,742	42,818	50,628	50,891	51,086	.....
Bond yields, domestic corporate (Moody's) <u>3/</u> .....percent..	7.66	7.63	7.80	7.83	7.88	7.97
Stock prices, 500 stocks (Stand. & Poor's) <u>4/</u> .1941-43=10..	109.29	110.86	106.35	109.64	106.83	105.55
Industrial, 425 stocks.....do....	122.52	124.29	119.23	123.24	120.12	118.77
PRODUCTION:						
Bituminous coal.....thous. sh. tons..	11,520	12,065	11,705	11,790	11,870	.....
Electric power, by utilities.....mil. kw.-hr..	36,096	35,363	39,068	40,053	39,040	.....
Motor vehicles (passenger cars).....number..	56,527	76,166	177,610	156,964	113,345	57,037
Petroleum (crude) and condensate <u>3/</u> .....thous. bbl..	9,727	9,679	9,330	9,374	9,381	.....
Steel, raw.....thous. sh. tons..	2,444	2,418	2,826	2,780	2,810	2,771
Index of production.....1967=100..	100.2	99.1	115.8	113.9	115.2	113.6
RAIL FREIGHT, REVENUE TON-MILES.....bil..	15.1	15.4	15.8	15.9	16.1	.....

1/ Data do not always cover calendar weeks. 2/ Tuesday price. 3/ Daily average. 4/ Wednesday data.

## MONTHLY BUSINESS STATISTICS

ITEM	1972		1973			
	May	June	Mar.	Apr.	May	June
GENERAL BUSINESS INDICATORS						
INDUSTRIAL AND COMMERCIAL FAILURES (Dun & Bradstreet, Inc.):						
Failures, total.....number..	856	730	874	796	838	840
Commercial service.....do....	115	88	117	94	97	94
Construction.....do....	128	81	115	119	149	124
Manufacturing and mining.....do....	127	126	137	112	106	125
Retail trade.....do....	398	338	411	396	390	411
Wholesale trade.....do....	88	97	94	75	96	86
Liabilities (current), total.....thous. \$..	190,139	127,900	252,349	119,343	167,949	180,209
Commercial service.....do....	29,482	14,228	37,065	8,071	9,290	9,822
Construction.....do....	16,980	10,447	21,120	19,202	37,962	16,928
Manufacturing and mining.....do....	32,323	48,979	84,669	38,588	57,965	89,959
Retail trade.....do....	35,848	27,036	73,237	33,528	33,665	36,923
Wholesale trade.....do....	75,506	27,210	36,258	19,954	29,067	26,577
Failures annual rate (seas. adj.) No. per 10,000 concerns..	38.2	34.2	35.9	35.2	36.3	38.2
COMMODITY PRICES						
SPOT MARKET PRICES, BASIC COMMODITIES:						
22 Commodities.....1967=100..	119.1	119.8	152.9	161.1	171.2	181.9
9 Foodstuffs.....do....	112.7	114.4	145.4	158.6	172.8	187.2
13 Raw industrials.....do....	123.7	123.7	158.2	162.9	170.1	178.1
DOMESTIC TRADE						
RETAIL TRADE, ALL RETAIL STORES:						
ESTIMATED SALES (UNADJUSTED), TOTAL <u>1/</u> .....mil. \$..	38,730	36,961	40,686	r43,190	r43,641	41,539
Durable goods stores.....do....	13,735	12,624	14,535	r15,465	r15,372	14,452
Automotive group.....do....	8,372	7,486	8,989	9,428	r9,236	8,614
Furniture and appliance group.....do....	1,770	1,749	1,856	r1,953	r2,024	1,943
Lumber, building, hardware group.....do....	1,841	1,837	1,861	r2,098	2,175	.....

r/ Revised. p/ Preliminary. 1/ Data for July 1973 are advance estimates.  
11,442

ITEM	1972		1973			
	June	July	Apr.	May	June	July <u>p</u> /
DOMESTIC TRADE--Con.						
RETAIL TRADE, ALL RETAIL STORES--Con.						
ESTIMATED SALES (UNADJUSTED)--Con. <u>1</u> /						
Nondurable goods stores.....mil. \$..	24,995	24,337	26,151	r27,725	r28,269	27,087
Apparel group.....do.....	1,739	1,580	2,007	r1,920	r1,989	1,743
Drug and proprietary stores.....do.....	1,195	1,163	1,219	1,281	r1,299	1,252
Eating and drinking places.....do.....	3,022	3,063	2,950	r3,238	r3,361	3,361
Food group.....do.....	8,173	8,092	8,171	r8,745	r9,222	8,864
Gasoline service stations.....do.....	2,645	2,752	2,808	r2,947	r3,002	3,055
General merchandise group with nonstores.....do.....	5,977	5,660	6,467	r6,713	r6,778	6,322
ESTIMATED SALES (SEAS. ADJ.), TOTAL <u>1</u> /.....do.....	36,822	37,342	41,185	r41,735	r41,218	42,618
Durable goods stores.....do.....	12,253	12,468	14,339	r14,299	r13,696	14,341
Automotive group.....do.....	7,266	7,399	8,555	8,503	7,937	.....
Furniture and appliance group.....do.....	1,735	1,781	2,024	r1,995	1,998	.....
Lumber, building, hardware group.....do.....	1,605	1,679	1,896	r1,939	1,938	.....
Nondurable goods stores.....do.....	24,569	24,874	26,846	r27,436	r27,522	28,277
Apparel group.....do.....	1,788	1,801	1,878	r1,974	2,011	.....
Drug and proprietary stores.....do.....	1,218	1,204	1,280	1,291	1,312	.....
Eating and drinking places.....do.....	2,801	2,818	3,060	r3,096	3,093	.....
Food group.....do.....	7,832	7,956	8,616	r8,665	8,680	.....
Gasoline service stations.....do.....	2,500	2,577	2,868	r2,884	2,837	.....
General merchandise group with nonstores.....do.....	6,143	6,267	6,696	r6,917	6,945	.....
ESTIMATED RETAIL INVENTORIES, END OF MONTH:						
Unadjusted, total.....do.....	53,697	52,794	57,836	58,223	58,421	.....
Adjusted, total.....do.....	53,293	52,940	56,636	57,285	58,079	.....
RETAIL FIRMS WITH 11 OR MORE STORES:						
Estimated sales (unadjusted), total.....do.....	11,430	10,892	12,119	r12,665	13,006	.....
Estimated sales (seasonally adjusted), total.....do.....	11,268	11,449	12,524	r12,742	12,693	.....
LABOR FORCE, EMPLOYMENT, AND EARNINGS						
LABOR FORCE, total, persons 16 years of age and over,						
not seasonally adjusted.....thous..	90,448	91,005	89,823	89,891	92,729	93,227
Civilian labor force.....do.....	88,055	88,617	87,473	87,557	90,414	90,917
Employed, total.....do.....	82,629	83,443	83,299	83,758	85,567	86,367
Agriculture.....do.....	3,976	4,061	3,295	3,467	4,053	4,165
Nonagricultural industries.....do.....	78,653	79,383	80,004	80,291	81,514	82,201
Unemployed.....do.....	5,426	5,173	4,174	3,799	4,847	4,550
Civilian labor force, seasonally adjusted.....do.....	86,554	86,597	88,350	88,405	88,932	88,810
Employed, total.....do.....	81,752	81,782	83,917	84,024	84,674	84,614
Agriculture.....do.....	3,331	3,443	3,311	3,275	3,403	3,516
Nonagricultural industries.....do.....	78,421	78,339	80,606	80,749	81,271	81,098
Unemployed.....do.....	4,802	4,815	4,433	4,381	4,258	4,196
Long-term, 15 weeks and over.....do.....	1,139	1,151	763	802	775	750
Rates (unemployed in each group as percent of total in the group):						
All civilian workers.....do.....	5.5	5.6	5.0	5.0	4.8	4.7
Men, 20 years and over.....do.....	4.0	3.9	3.4	3.4	3.2	3.0
Women, 20 years and over.....do.....	5.6	5.7	4.7	4.6	4.9	4.9
Both sexes, 16-19 years.....do.....	14.9	15.5	15.4	15.4	13.3	14.4
White.....do.....	5.1	5.0	4.5	4.4	4.3	4.1
Negro and other races.....do.....	9.2	10.0	9.1	9.4	8.5	9.3
Married men.....do.....	2.9	2.7	2.4	2.3	2.3	2.1
Occupation: White-collar workers.....do.....	3.2	3.4	3.1	2.8	2.8	2.9
Blue-collar workers.....do.....	6.5	6.5	5.4	5.4	5.3	5.3
Industry: Private nonfarm wage and salary workers.....do.....	5.6	5.7	4.9	4.9	4.7	4.7
Construction.....do.....	9.6	10.7	9.4	9.0	7.9	9.6
Manufacturing.....do.....	5.7	5.6	4.3	4.5	4.4	3.8
Durable goods.....do.....	5.8	5.7	3.8	4.1	3.7	3.3
SEASONALLY ADJUSTED						
EMPLOYEES ON PAYROLLS of nonagric. estab., total.....thous..						
Private sector.....do.....	72,705	72,694	75,105	r75,321	r75,432	75,471
Nonmanufacturing industries.....do.....	59,478	59,423	61,491	r61,679	r61,816	61,842
Manufacturing.....do.....	40,547	40,530	41,764	r41,897	r41,948	42,052
Goods-producing.....do.....	23,072	22,993	23,906	r24,010	r24,131	24,079
Mining.....do.....	601	601	608	r608	r613	615
Contract construction.....do.....	3,540	3,499	3,571	r3,620	r3,650	3,674
Manufacturing.....do.....	18,931	18,893	19,727	r19,782	r19,868	19,790
Durable goods.....do.....	10,857	10,867	11,534	r11,602	11,657	11,617
Nondurable goods.....do.....	8,074	8,026	8,193	r8,180	r8,211	8,173

r/ Revised. p/ Preliminary. 1/ Data for July 1973 are advance estimates.  
11,442

## MONTHLY BUSINESS STATISTICS—Continued

ITEM	1972		1973			
	June	July	Apr.	May	June	July p/
LABOR FORCE, EMPLOYMENT, AND EARNINGS--Con.						
EMPLOYEES ON PAYROLLS (NONAG. ESTAB.), Seas. adj.--Con.						
Service-producing.....thous.	49,633	49,701	51,199	r51,311	r51,301	51,392
Transportation, communication, elec., gas, etc.....do.	4,486	4,477	4,591	r4,593	r4,589	4,601
Wholesale and retail trade.....do.	15,678	15,685	16,217	r16,256	r16,244	16,270
Wholesale trade.....do.	3,922	3,917	4,044	r4,046	<b>r4,071</b>	<b>4,068</b>
Retail trade.....do.	11,756	11,768	12,173	r12,210	r12,173	12,202
Finance, insurance, and real estate.....do.	3,927	3,927	4,031	r4,044	r4,049	4,049
Services.....do.	12,315	12,341	12,746	r12,776	r12,803	12,843
Government.....do.	13,227	13,271	13,614	r13,642	r13,616	13,629
Federal.....do.	2,639	2,613	2,628	r2,641	r2,613	2,603
State and local.....do.	10,588	10,658	10,986	r11,001	r11,003	11,026
FINANCE						
CONSUMER CREDIT (SHORT - AND INTERMEDIATE-TERM):						
Total outstanding, end of month.....mil. \$..	143,812	145,214	161,491	164,277	167,083	.....
Installment credit, total.....do.	116,365	117,702	131,022	133,531	136,018	.....
Automobile paper.....do.	41,019	41,603	46,478	47,518	48,549	.....
Other consumer goods paper.....do.	35,041	35,470	40,441	41,096	41,853	.....
Repair and modernization loans.....do.	5,717	5,799	6,408	6,541	6,688	.....
Personal loans.....do.	34,588	34,832	37,695	38,376	38,928	.....
By type of holder:						
Financial institutions, total.....do.	102,909	104,132	115,727	118,165	120,450	.....
Commercial banks.....do.	54,883	55,688	62,459	63,707	64,999	.....
Finance companies.....do.	29,722	30,065	33,078	33,859	34,367	.....
Credit unions.....do.	15,786	15,910	17,455	17,832	18,269	.....
Miscellaneous lenders.....do.	2,518	2,469	2,735	2,767	2,815	.....
Retail outlets, total.....do.	13,456	13,570	15,295	15,366	15,568	.....
Automobile dealers.....do.	243	248	278	284	289	.....
Noninstallment credit, total.....do.	27,447	27,512	30,469	30,746	31,065	.....
Single-payment loans, total.....do.	11,181	11,235	12,686	12,817	12,990	.....
Commercial banks.....do.	9,831	9,900	11,237	11,359	11,520	.....
Other financial institutions.....do.	1,350	1,335	1,449	1,458	1,470	.....
Charge accounts, total.....do.	7,610	7,644	8,036	8,319	8,555	.....
Retail outlets.....do.	5,689	5,664	6,129	6,387	6,544	.....
Credit cards.....do.	1,921	1,980	1,907	1,932	2,011	.....
Service credit.....do.	8,656	8,633	9,747	9,610	9,520	.....

r/ Revised. p/ Preliminary.  
USCOMM--DC--11,442

UNITED STATES  
GOVERNMENT PRINTING OFFICE  
DIVISION OF PUBLIC DOCUMENTS  
WASHINGTON, D.C. 20402

OFFICIAL BUSINESS

First-Class Mail

POSTAGE AND FEES PAID  
U.S. GOVERNMENT PRINTING OFFICE  
375



WEEKLY SUPPLEMENT

SURVEY OF CURRENT BUSINESS