

February 23, 1968

BUSINESS STATISTICS

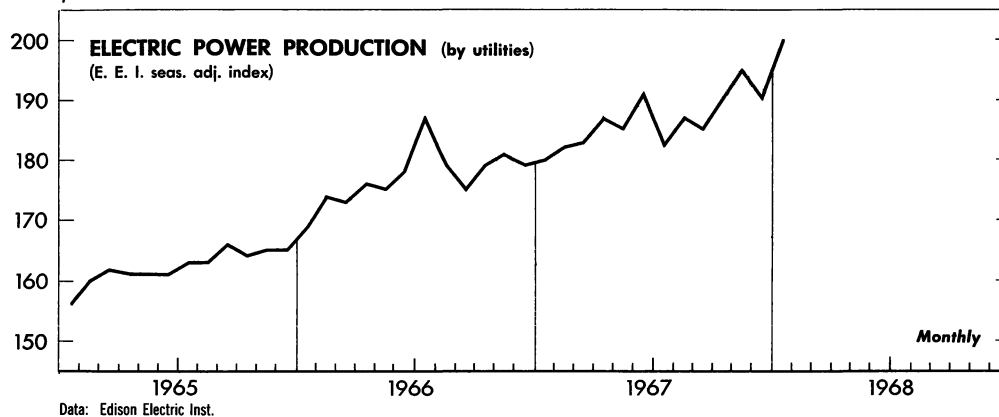


A WEEKLY
SUPPLEMENT
TO THE
SURVEY OF CURRENT BUSINESS*

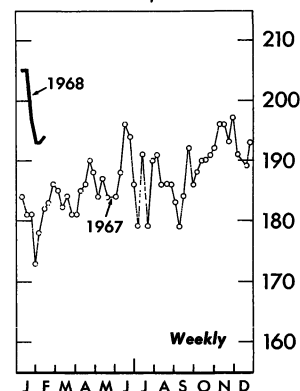
U. S. DEPARTMENT OF COMMERCE / OFFICE OF BUSINESS ECONOMICS

SELECTED BUSINESS INDICATORS

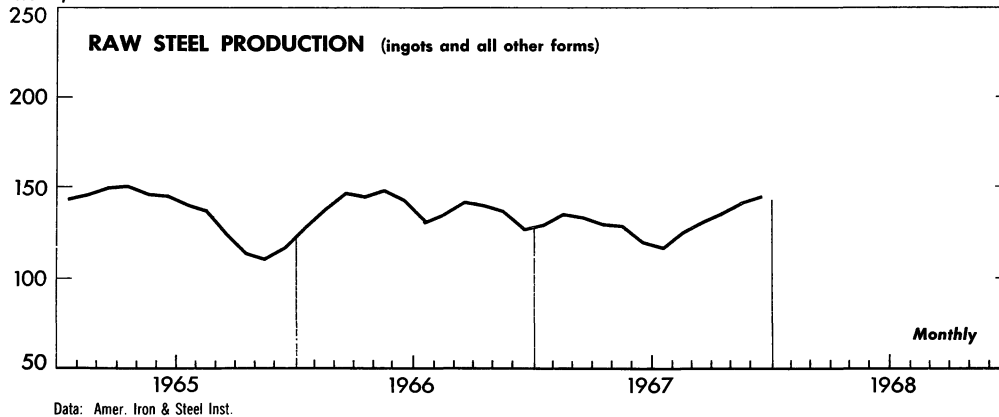
Index, 1957-59=100



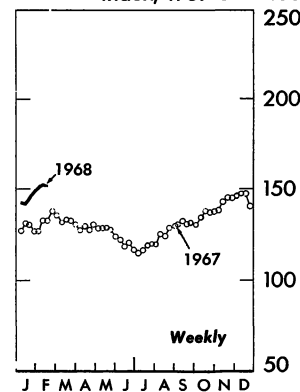
Index, 1957-59=100



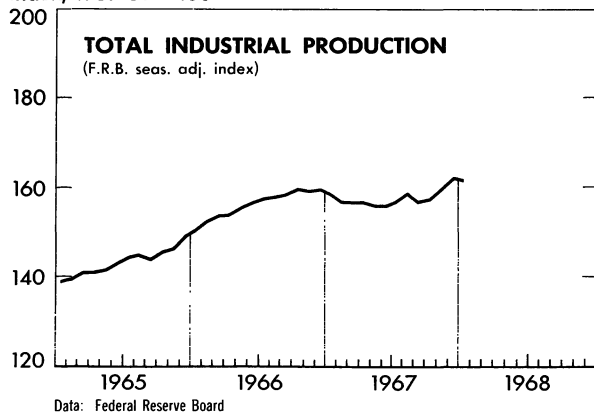
Index, 1957-59=100



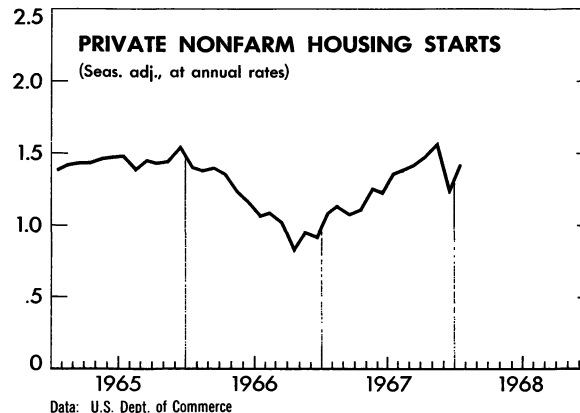
Index, 1957-59=100



Index, 1957-59=100



Million



* Available only with subscription to the SURVEY OF CURRENT BUSINESS, at \$6.00 annually, this Supplement provides selected weekly and monthly data subsequent to those published in the latest monthly SURVEY

WEEKLY BUSINESS STATISTICS¹

ITEM	1967		1968			
	Feb. 11	Feb. 18	Jan. 27	Feb. 3	Feb. 10	Feb. 17
WHOLESALE PRICES, 22 COMMODITIES <u>2</u> /.....1957-59=100..	102.2	102.1	95.8	96.2	96.4	96.1
ALL RETAIL STORES, SALES.....mil. \$..	5,164	5,422	5,654	5,784	5,696
Nondurable goods stores.....do....	3,583	3,743	3,818	3,909	3,894
INITIAL UNEMPLOYMENT CLAIMS, State programs.....thous..	276	248	243	309	257
INSURED UNEMPLOYMENT, all programs.....do....	1,630	1,651	1,696	1,686
State programs (50 States, D.C., and Puerto Rico)....do....	1,557	1,579	1,602	1,591
FAILURES, INDUST. AND COMMERCIAL (Dun & Bradstreet).number..	288	286	216	204	206	220
FINANCE:						
Currency in circulation <u>3</u> /.....mil. \$..	43,405	43,614	46,119	45,758	45,777	45,942
Federal Reserve bank credit outstanding, total <u>3</u> /...do....	46,630	46,747	51,186	50,751	51,099	50,935
Member bank reserve balances <u>3</u> /.....do....	23,849	23,726	25,924	25,692	25,953	25,511
Excess reserves, estimated <u>3</u> /.....do....	289	418	359	322	441	459
Assets and liabilities of large commercial banks: <u>4</u> /						
Demand deposits, adjusted.....mil. \$..	72,699	71,768	77,154	78,598	75,637
Savings deposits.....do....	46,600	46,506	48,521	48,516	48,535
Loans and investments (adjusted), total.....do....	184,626	185,315	201,998	203,819	201,901
U.S. Government obligations.....do....	25,397	25,926	27,928	28,080	27,417
Commercial and industrial loans (gross).....do....	60,264	60,404	65,059	64,994	64,914
Real estate loans (gross).....do....	27,311	27,253	29,034	29,035	29,026
Bond yields, domestic corporate (Moody's) <u>3</u> /.....percent..	5.34	5.34	6.40	6.40	6.40	6.39
Stock prices, 500 stocks (Stand. & Poor's) <u>4</u> /1941-43=10..	87.72	88.27	93.17	92.24	92.06	90.14
Industrials, 425 stocks.....do....	93.73	94.38	101.07	100.00	99.75	97.68
PRODUCTION:						
Bituminous coal <u>3</u> /.....thous. sh. tons..	1,708	1,805	1,767	1,397	1,769
Electric power, by utilities.....mil. kw.-hr..	23,436	23,144	25,076	24,835	25,026
Motor vehicles (cars, trucks, buses).....number..	178,754	178,075	227,908	179,208	181,097	225,452
Petroleum (crude) and condensate <u>3</u> /.....thous. bbl..	8,722	8,712	9,257	9,363	9,378
Steel, raw.....thous. sh. tons..	2,482	2,476	2,777	2,821	2,857	2,826
Index of production.....1957-59=100..	133.2	132.9	149.1	151.4	153.4	151.7
FREIGHT CARLOADINGS, TOTAL.....thous. cars..	500	531	527	502	504
Miscellaneous.....do....	279	294	302	300	286

1/ Data do not always cover calendar weeks. 2/ Tuesday price. 3/ Daily average. 4/ Wednesday data.

MONTHLY BUSINESS STATISTICS

ITEM	1966		1967			
	III	IV	I	II	III	IV
GENERAL BUSINESS INDICATORS						
NATIONAL INCOME AND PRODUCT:						
SEASONALLY ADJUSTED QUARTERLY TOTALS AT ANNUAL RATES:						
GROSS NATIONAL PRODUCT, TOTAL.....bil. \$..	748.8	762.1	766.3	775.1	791.2	r807.3
Personal consumption expenditures, total.....do....	470.1	473.8	480.2	489.7	495.3	r501.8
Durable goods, total.....do....	70.9	70.6	69.4	72.5	72.7	r73.8
Automobiles and parts.....do....	29.8	29.6	27.3	29.7	29.9	r30.1
Furniture and household equipment.....do....	30.6	30.6	31.4	31.9	32.1	32.6
Nondurable goods, total.....do....	209.5	210.3	214.2	217.2	218.5	r220.3
Clothing and shoes.....do....	41.0	40.8	41.5	43.2	43.7	r43.1
Food and beverages.....do....	107.3	107.2	109.3	110.1	110.9	112.2
Gasoline and oil.....do....	16.3	16.6	17.1	17.5	17.5	17.8
Services, total.....do....	189.8	192.9	196.6	200.0	204.1	r207.7
Household operation.....do....	27.4	27.7	27.8	28.1	28.1	r28.8
Housing.....do....	67.4	68.5	69.6	70.6	71.9	r73.3
Transportation.....do....	13.7	14.0	14.4	14.6	14.8	15.1
Gross private domestic investment, total.....do....	116.4	122.2	110.4	105.1	112.2	r120.8
Fixed investment.....do....	104.9	103.7	103.3	104.6	108.4	r111.6
Nonresidential.....do....	81.2	82.8	81.9	81.5	82.8	r84.0
Residential structures.....do....	23.7	20.9	21.4	23.1	25.6	r27.6
Change in business inventories.....do....	11.4	18.5	7.1	.5	3.8	r9.2
Net exports of goods and services.....do....	4.6	4.3	5.3	5.3	5.4	r3.0
Exports.....do....	43.7	44.0	45.3	45.1	45.6	r45.4
Imports.....do....	39.0	39.7	39.9	39.8	40.2	r42.4
Govt. purchases of goods and services, total....do....	157.7	161.7	170.4	175.0	178.2	r181.7
Federal.....do....	79.5	81.5	87.1	89.5	90.9	r92.2
National defense.....do....	63.0	65.6	70.2	72.5	73.3	r74.2
State and local.....do....	78.1	80.2	83.3	85.4	87.4	89.5

r/ Revised.
9292

r/ Revised. p/ Preliminary. 1/ Data for Dec. 1966 and Nov. 1967 are for 5 weeks; other months, 4 weeks.

ITEM	1966	1967				1968
	Dec.	Jan.	Oct.	Nov.	Dec.	Jan.
CONSTRUCTION AND REAL ESTATE--Con.						
NEW PRIVATE HOUSING UNITS AUTHORIZED BY BUILDING PERMITS (12,000 permit-issuing places):						
Seasonally adjusted at annual rates:						
Total.....thous..	761	942	1,212	1,158	r1,323	1,111
One-family structures.....do....	476	549	673	625	702	635
CONSTRUCTION COST INDEXES:						
Engineering News-Record:						
Building.....1957-59=100..	124.9	r124.2	r129.6	r129.9	r130.0	*r131.4
Construction.....do....	136.5	r136.6	r144.1	r144.2	r144.4	*r145.7
FINANCE						
FEDERAL RESERVE BANKS, CONDITION, END OF MONTH:						
Assets, total.....mil. \$..	70,332	67,493	71,383	73,418	75,330	74,319
Reserve bank credit outstanding, total.....do....	47,192	45,602	48,873	50,869	r51,948	51,434
Discounts and advances.....do....	173	71	120	76	141	843
U.S. Government securities.....do....	44,282	43,464	47,390	48,931	49,112	48,092
Gold certificate reserves.....do....	12,674	12,678	12,410	12,392	11,481	11,484
Liabilities, total.....do....	70,332	67,493	71,383	73,418	75,330	74,319
Deposits, total.....do....	20,972	20,171	21,877	22,837	22,920	23,614
Member-bank reserve balances.....do....	19,794	18,773	20,604	20,648	20,999	21,838
Federal reserve notes in circulation.....do....	40,196	39,216	40,628	41,488	42,369	41,365
Ratio of gold certificate reserves to FR note liabilities percent..	31.5	32.3	30.5	29.9	27.1	27.8
Commercial bank credit (last Wed. of mo., except for June 30 and Dec. 31 call dates), seas. adj.:						
Total loans and investments 1/.....bil. \$..	310.2	314.4	342.6	344.3	344.4	348.4
Loans 1/.....do....	207.8	210.4	221.8	222.3	224.0	227.2
U.S. Government securities.....do....	53.7	54.2	62.3	61.8	60.0	59.1
Other securities.....do....	48.7	49.9	58.6	60.2	60.4	62.1
GOLD MONETARY STOCK, U.S., end of month.....mil. \$..	13,159	13,157	12,905	12,908	11,982	11,984
SILVER, PRICE AT NEW YORK.....dol. per fine oz..	1.293	1.293	1.786	1.953	2.066	1.990
LEATHER AND PRODUCTS						
LEATHER PRODUCTION:						
Calf and whole kip.....thous. skins..	341	299	374	378
Cattle hide and side kip.....thous. hides and kips..	1,921	1,912	2,102	2,070
Goat and kid.....thous. skins..	909	907	757	781
Sheep and lamb.....do....	1,960	2,012	2,607	2,748
SHOES AND SLIPPERS, PRODUCTION, TOTAL.....thous. of pairs..	49,034	52,534	r53,858	51,641
Shoes, sandals, and play shoes, exc. athletic, total.....do....	41,930	45,571	r43,175	41,386
Slippers for housewear.....do....	6,311	6,158	r9,882	9,469
Athletic.....do....	543	577	r618	609
Other footwear.....do....	250	228	r183	177
METALS AND MANUFACTURES						
STEEL (RAW):						
PRODUCTION.....thous. sh. tons..	10,435	10,632	11,171	11,299	11,953
Index.....daily average 1957-59=100..	126.5	128.9	135.4	141.5	144.9
Industrial trucks (electric), shipments:						
Hand (motorized).....number..	1,029	826	845	903	912
Rider-type.....do....	1,402	886	1,067	1,058	1,086
Ind. trucks, tractors (combustion engines), shipments.....do....	4,202	3,465	3,292	2,961	3,406

1/ Revised. 2/ Excludes interbank loans. * Indexes for Feb. 1968; Building, 131.8; construction, 146.5.
USCOMM-DC--9292

UNITED STATES
GOVERNMENT PRINTING OFFICE
DIVISION OF PUBLIC DOCUMENTS
WASHINGTON, D.C. 20402

OFFICIAL BUSINESS

First Class Mail

POSTAGE AND FEES PAID
U.S. GOVERNMENT PRINTING OFFICE

WEEKLY SUPPLEMENT

SURVEY OF CURRENT BUSINESS