

BUSINESS STATISTICS

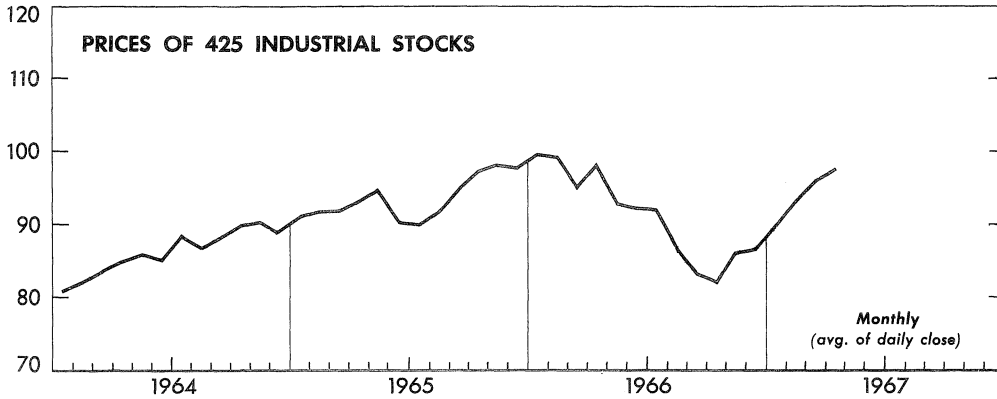


A WEEKLY SUPPLEMENT TO THE SURVEY OF CURRENT BUSINESS*

U. S. DEPARTMENT OF COMMERCE / OFFICE OF BUSINESS ECONOMICS

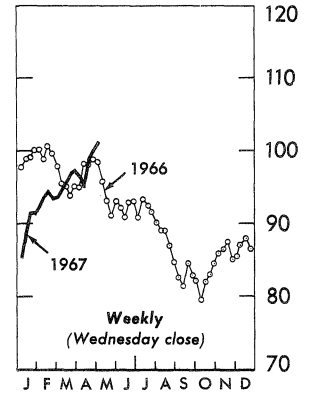
SELECTED BUSINESS INDICATORS

Index, 1941-43=10

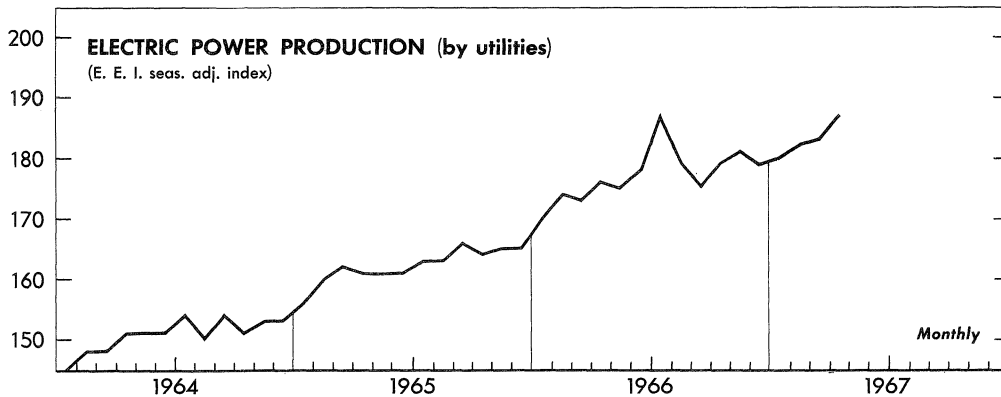


Data: Stand. & Poor's Corp.

Index, 1941-43=10

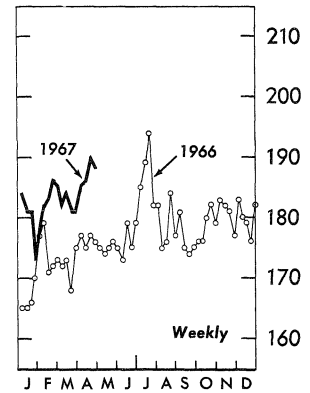


Index, 1957-59=100



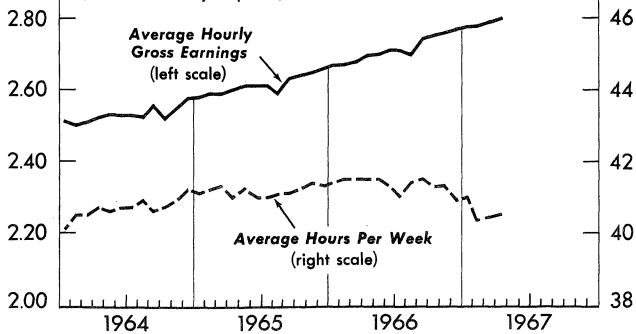
Data: Edison Electric Inst.

Index, 1957-59=100



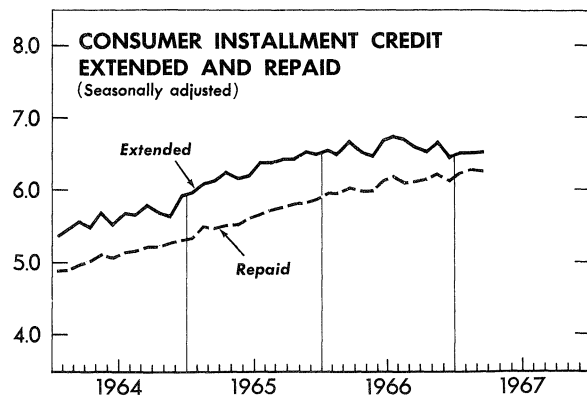
Dollars

MANUFACTURING HOURS & EARNINGS
(Hours seasonally adjusted)



Data: U.S. Dept. of Labor

Billion Dollars



Data: Federal Reserve Board

* Available only with subscription to the SURVEY OF CURRENT BUSINESS, at \$6.00 annually, this Supplement provides selected weekly and monthly data subsequent to those published in the latest monthly SURVEY

WEEKLY BUSINESS STATISTICS¹

ITEM	1966		1967			
	Apr. 30	May 7	Apr. 15	Apr. 22	Apr. 29	May 6
WHOLESALE PRICES, 22 COMMODITIES ^{2/}1957-59=100..	111.5	110.4	97.9	97.8	98.1	98.5
ALL RETAIL STORES, SALES.....mil. \$..	5,949	5,909	5,946	5,970	6,146
Nondurable goods stores.....do....	3,819	4,060	3,992	4,010	4,002
INITIAL UNEMPLOYMENT CLAIMS, State programs.....thous..	153	164	289	218	217
INSURED UNEMPLOYMENT, all programs.....do....	1,027	977	1,451	1,403
State programs (50 States, D.C., and Puerto Rico).....do....	964	917	1,387	1,342
FAILURES, INDUST. AND COMMERCIAL (Dun & Bradstreet).....number..	245	213	208	281	301	228
FINANCE:						
Currency in circulation ^{3/}mil. \$..	41,563	41,605	43,914	43,894	43,754	43,792
Federal Reserve bank credit outstanding, total ^{3/}do....	43,254	43,560	46,763	47,024	46,888	47,369
Member bank reserve balances ^{3/}do....	22,615	22,735	23,173	23,572	23,383	23,668
Excess reserves, estimated ^{3/}do....	380	286	253	470	240	479
Assets and liabilities of large commercial banks: ^{4/}						
Demand deposits, adjusted.....mil. \$..	74,142	73,560	72,487	72,576
Savings deposits.....do....	48,825	46,965	46,845	46,868
Loans and investments (adjusted), total.....do....	179,528	189,083	190,843	189,666
U.S. Government obligations.....do....	24,189	26,106	25,920	25,320
Commercial and industrial loans (gross).....do....	55,063	61,795	62,441	62,348
Real estate loans (gross).....do....	26,231	27,094	27,111	27,138
Bond yields, domestic corporate (Moody's) ^{3/}percent..	5.16	5.16	5.41	5.41	5.43	5.47
Stock prices, 500 stocks (Stand. & Poor's)....1941-43=100..	91.76	89.39	88.78	91.94	93.02	93.91
Industrials, 425 stocks.....do....	98.35	95.75	94.98	98.62	99.95	101.12
PRODUCTION:						
Bituminous coal ^{3/}thous. sh. tons..	1,220	1,717	1,839	1,873	1,846
Electric power, by utilities.....mil. kw.-hr..	20,515	20,443	21,896	22,080	22,020
Motor vehicles (cars, trucks, buses).....number..	249,765	234,062	179,660	207,764	207,712	200,980
Petroleum (crude) and condensate ^{3/}thous. bbl..	8,292	8,384	8,589	8,591	8,603
Steel, raw.....thous. sh. tons..	2,682	2,765	2,428	2,385	2,447	2,401
Index of production.....1957-59=100..	144.0	148.4	130.3	128.0	131.4	128.9
FREIGHT CARLOADINGS, TOTAL.....thous. cars..	574	602	554	558	566
Miscellaneous.....do....	332	328	315	316	318

^{1/} Data do not always cover calendar weeks. ^{2/} Tuesday price. ^{3/} Daily average. ^{4/} Wednesday data.

MONTHLY BUSINESS STATISTICS

ITEM	1966		1967			
	Mar.	Apr.	Jan.	Feb.	Mar.	Apr. ^{p/}
CONSTRUCTION AND REAL ESTATE						
CONSTRUCTION CONTRACTS IN 48 STATES (F. W. Dodge Co.):						
TOTAL VALUATION.....mil. \$..	4,737	5,098	2,838	3,300	4,424
Index (seasonally adjusted).....1957-59=100..	158	161	126	143	149
Building, total.....mil. \$..	3,729	3,964	2,112	2,486	3,297
CONSTRUCTION COST INDEXES:						
E. H. Boeckh and Associates:						
Average, 20 cities:						
All types combined.....1957-59=100..	119.8	120.3	125.3	125.4	125.5
Apartments, hotels, office buildings.....do....	120.8	121.4	126.2	126.3	126.3
Commercial and factory buildings.....do....	119.8	120.3	125.7	125.8	125.8
Residences.....do....	118.0	118.7	122.9	123.0	123.1
Federal Home Loan Banks, outstanding advances to member institutions, end of period.....mil. \$..	5,687	6,516	6,340	5,800	5,175
New mortgage loans of all savings and loan associations, estimated total.....mil. \$..	1,998	1,888	788	r950	1,344
By purpose of loan:						
Home construction.....do....	454	430	165	r205	307
Home purchase.....do....	814	798	365	r420	568
All other purposes.....do....	730	660	258	r325	469
EMPLOYMENT AND POPULATION						
EMPLOYEES ON PAYROLLS (NONAGRICULTURAL ESTABLISHMENTS):						
TOTAL, SEASONALLY ADJUSTED.....thous..	63,247	63,350	65,381	r65,497	r65,513	65,611
Manufacturing.....do....	18,840	18,923	19,468	r19,402	r19,351	19,234
Mining.....do....	637	595	628	626	r626	626
Contract construction.....do....	3,419	3,333	3,301	r3,350	r3,320	3,279
Transportation and public utilities.....do....	4,109	4,114	4,230	4,225	r4,221	4,191
Wholesale and retail trade.....do....	13,085	13,128	13,503	r13,524	r13,477	13,665
Finance, insurance, and real estate.....do....	3,064	3,068	3,129	3,142	r3,158	3,175
Services and miscellaneous.....do....	9,463	9,484	9,869	r9,919	r9,977	9,994
Government.....do....	10,630	10,705	11,253	r11,309	r11,383	11,447

^{r/} Revised. ^{p/} Preliminary

ITEM	1966		1967			
	Mar.	Apr.	Jan.	Feb.	Mar.	Apr. <u>p</u> /
EMPLOYMENT AND POPULATION						
PRODUCTION WORKERS ON MANUFACTURING PAYROLLS:						
TOTAL, UNADJUSTED.....thous..	13,878	13,969	14,233	r14,180	r14,134	14,058
Seasonally adjusted.....do....	14,048	14,100	14,453	r14,370	r14,304	14,189
Durable goods industries, unadjusted.....do....	8,113	8,207	8,372	r8,333	r8,299	8,258
Seasonally adjusted.....do....	8,190	8,226	8,462	r8,417	r8,375	8,275
Indexes of aggregate weekly payrolls (unadj.):						
Construction (construction workers).....1957-59=100..	137.9	145.1	139.5	r129.6	r135.3	147.8
Manufacturing (production workers).....do....	145.3	146.8	152.1	r149.4	r150.1	149.4
Mining (production workers).....do....	97.7	87.4	100.9	97.6	r98.0	102.5
HOURS AND EARNINGS PER PRODUCTION WORKER ON PAYROLLS OF MANUFACTURING ESTABLISHMENTS:						
Average weekly gross hours, mfg. indus., unadj.....hours..	41.4	41.2	40.8	40.1	40.3	40.2
Seasonally adjusted.....do....	41.5	41.5	41.0	40.3	40.4	40.5
Durable goods industries, unadjusted.....do....	42.2	42.2	41.5	40.7	41.0	40.8
Seasonally adjusted.....do....	42.3	42.3	41.8	40.9	41.1	40.9
Nondurable goods industries, unadjusted.....do....	40.2	39.9	39.6	39.2	39.4	39.4
Seasonally adjusted.....do....	40.4	40.3	40.0	39.5	39.6	39.8
Avg. hourly gross earnings, mfg. industries.....dollars..	2.68	2.70	2.78	2.78	2.79	2.80
Excluding overtime.....do....	2.56	2.58	2.67	2.68	2.68	2.70
Durable goods industries.....do....	2.86	2.88	2.95	2.96	2.96	2.97
Excluding overtime.....do....	2.72	2.74	2.83	2.84	2.84	2.86
Nondurable goods industries.....do....	2.41	2.43	2.51	2.53	2.54	2.55
Excluding overtime.....do....	2.32	2.33	2.42	2.44	2.45	2.46
LABOR TURNOVER IN MANUFACTURING ESTABLISHMENTS:						
Accession rate, total.....monthly rate per 100 employees..	4.9	4.6	4.3	3.6	p3.8
Seasonally adjusted.....do....	5.2	4.8	4.6	4.2	p4.1
New hires.....do....	3.7	3.6	3.0	r2.7	p2.8
Separation rate, total.....do....	4.1	4.3	4.5	r4.0	p4.5
Seasonally adjusted.....do....	4.6	4.7	4.6	r4.8	p5.1
Quit.....do....	2.3	2.5	2.1	r1.9	p2.1
Layoff.....do....	1.0	1.0	1.5	1.3	p1.5
Seasonally adjusted.....do....	1.2	1.2	1.4	1.5	p1.7
FINANCE						
MONEY AND INTEREST RATES:						
Federal intermediate credit bank loans.....percent..	5.40	5.53	6.38	6.38	6.17
Federal land bank loans.....do....	5.48	5.49	5.96	5.96	5.96
CONSUMER CREDIT (SHORT- AND INTERMEDIATE-TERM):						
Total outstanding, end of mo.....mil. \$..	87,059	88,184	93,479	92,517	92,519
Installment credit, total.....do....	68,827	69,543	74,015	73,598	73,591
Automobile paper.....do....	29,248	29,597	30,689	30,530	30,527
Other consumer goods paper.....do....	17,450	17,597	19,649	19,426	19,369
Repair and modernization loans.....do....	3,597	3,602	3,703	3,666	3,648
Personal loans.....do....	18,532	18,747	19,974	19,976	20,047
By type of holder:						
Financial institutions, total.....do....	60,863	61,539	65,162	64,966	65,006
Commercial banks.....do....	29,684	30,127	32,033	31,967	32,068
Sales finance companies.....do....	16,106	16,191	16,814	16,696	16,593
Credit unions.....do....	7,593	7,711	8,443	8,429	8,485
Consumer finance companies.....do....	5,630	5,670	5,969	5,965	5,951
Other.....do....	1,850	1,840	1,903	1,909	1,909
Retail outlets, total.....do....	7,964	8,004	8,853	8,632	8,585
Automobile dealers.....do....	459	466	488	485	486
Noninstallment credit, total.....do....	18,232	18,641	19,464	18,919	18,928
Single-payment loans, total.....do....	7,795	7,836	7,779	7,754	7,769
Commercial banks.....do....	6,676	6,717	6,659	6,634	6,647
Other financial institutions.....do....	1,119	1,119	1,120	1,120	1,122
Charge accounts, total.....do....	5,393	5,670	6,472	5,824	5,809
Credit cards.....do....	755	765	908	895	898
Service credit.....do....	5,044	5,135	5,213	5,341	5,350
Installment credit extended and repaid:						
Unadjusted:						
Extended, total.....do....	6,865	6,658	5,674	5,488	6,641
Automobile paper.....do....	2,676	2,486	1,923	1,916	2,350
Other consumer goods paper.....do....	1,890	1,874	1,808	1,655	1,985
All other.....do....	2,299	2,298	1,943	1,917	2,306
Repaid, total.....do....	6,317	5,942	6,315	5,905	6,648
Automobile paper.....do....	2,322	2,137	2,195	2,075	2,353
Other consumer goods paper.....do....	1,826	1,727	1,993	1,878	2,042
All other.....do....	2,169	2,078	2,127	1,952	2,253
Seasonally adjusted:						
Extended, total.....do....	6,673	6,505	6,501	6,497	6,510
Automobile paper.....do....	2,479	2,302	2,240	2,177	2,199
Other consumer goods paper.....do....	1,959	1,958	2,031	2,099	2,049
All other.....do....	2,235	2,245	2,230	2,221	2,262
Repaid, total.....do....	6,024	5,974	6,221	6,281	6,246
Automobile paper.....do....	2,216	2,145	2,202	2,217	2,193
Other consumer goods paper.....do....	1,708	1,729	1,882	1,915	1,899
All other.....do....	2,100	2,100	2,137	2,149	2,154

r/ Revised. p/ Preliminary.
19513

ITEM	1966		1967			
	Mar.	Apr.	Jan.	Feb.	Mar.	Apr.
FINANCE--Con.						
FEDERAL GOVERNMENT FINANCE:						
Budget receipts, total.....mil. \$..	15,701	13,072	11,324	12,046	16,527
Receipts, net <u>1</u> /.....do....	11,297	9,929	9,386	7,757	11,395
Customs.....do....	168	151	160	134	170
Individual income taxes.....do....	4,376	7,341	6,749	6,212	5,016
Corporation income taxes.....do....	7,244	2,440	823	635	6,728
Employment taxes.....do....	2,040	1,320	1,673	3,352	2,353
Other internal revenue and receipts.....do....	1,873	1,821	1,918	1,713	2,261
Budget expenditures, total <u>1</u> /.....do....	10,193	8,362	9,987	9,459	11,699
Interest on public debt.....do....	1,035	1,013	1,173	1,108	1,154
Veterans' services and benefits.....do....	525	289	467	562	548
National defense.....do....	5,600	4,995	6,201	r5,758	6,892
All other expenditures.....do....	3,038	2,078	2,238	r2,048	3,113
Life Insurance Agency Management Association:						
Insurance written (new paid-for insurance):						
Value, estimated total.....do....	11,539	10,340	8,661	9,707	12,310
Ordinary.....do....	8,167	7,475	6,640	7,019	8,606
Group and mass-marketed ordinary.....do....	2,750	2,291	1,481	2,140	3,084
Industrial.....do....	622	574	540	548	620
SECURITY MARKETS:						
STOCKS:						
PRICES:						
Dow-Jones averages (65 stocks).....	331.16	337.27	298.28	305.65	307.70	309.45
Industrial (30 stocks).....	926.43	943.70	830.56	851.12	858.11	868.66
Public utility (15 stocks).....	141.49	140.26	138.64	138.03	135.96	139.29
Railroad (20 stocks).....	252.80	260.64	220.11	228.69	231.98	228.77
New York Stock Exchange common stock indexes:						
Composite.....12/31/65=50..	48.28	49.60	46.02	47.80	49.02	49.92
Industrial.....do....	48.47	50.01	45.61	47.72	49.02	50.19
Transportation.....do....	52.59	57.08	51.38	52.56	55.19	54.60
Utility.....do....	46.95	46.78	46.43	47.03	47.88	48.07
Finance.....do....	45.99	46.70	47.53	48.71	48.17	48.37
TRANSPORTATION EQUIPMENT						
REGISTRATIONS (motor vehicles): <u>2</u> /						
New passenger cars.....thous..	878.8	822.6	616.1	538.9	670.8
Foreign cars.....do....	59.7	55.6	46.4	45.2	57.5
New commercial cars (trucks).....do....	143.4	148.6	113.2	108.9	132.2
RAILROAD EQUIPMENT, American Railway Car Institute:						
Freight cars:						
Shipments.....number..	8,054	7,262	7,217	8,101	9,156
Equipment manufacturers, total.....do....	6,009	5,689	5,929	6,048	7,054
Railroad shops, domestic.....do....	2,045	1,573	1,288	2,053	2,102
New orders.....do....	11,244	r11,912	2,055	r3,358	5,028
Equipment manufacturers, total.....do....	9,229	r7,757	1,743	r2,908	3,824
Railroad shops, domestic.....do....	2,015	4,155	312	450	1,204
Unfilled orders, end of month.....do....	54,721	59,652	51,450	46,197	42,010
Equipment manufacturers, total.....do....	42,905	45,219	38,943	35,293	32,004
Railroad shops, domestic.....do....	11,816	14,433	12,507	10,904	10,006

1/ Revised. 1/ Excludes certain interfund transactions. 2/ Courtesy of R. L. Polk & Co.; republication prohibited.
USCOMM-DC--19513

UNITED STATES
GOVERNMENT PRINTING OFFICE
DIVISION OF PUBLIC DOCUMENTS
WASHINGTON, D.C. 20402

OFFICIAL BUSINESS

First Class Mail

POSTAGE AND FEES PAID
U.S. GOVERNMENT PRINTING OFFICE

WEEKLY SUPPLEMENT
SURVEY OF CURRENT BUSINESS